



US00D639187S

(12) **United States Design Patent**
Breton et al.

(10) **Patent No.:** **US D639,187 S**
(45) **Date of Patent:** **** Jun. 7, 2011**

(54) **CONDIMENT/FOOD RECEPTACLE FOR CUP CARRIER**

(75) Inventors: **Donald V. Breton**, N. Vassalboro, ME (US); **Keegan Y. Yang**, Winslow, ME (US)

(73) Assignee: **Huhtamaki, Inc.**, Desoto, KS (US)

(**) Term: **14 Years**

(21) Appl. No.: **29/377,684**

(22) Filed: **Oct. 25, 2010**

(51) **LOC (9) Cl.** **09-03**

(52) **U.S. Cl.** **D9/755**

(58) **Field of Classification Search** D9/755,
D9/425, 428, 420, 432, 455, 456, 424, 737;
D7/553.1, 553.2, 553.3; 248/311.2; 220/23.8,
220/507; 206/592, 557, 564, 433, 203, 427,
206/521, 521.1; 229/406, 407, 902, 904;
294/143, 159, 144, 172

See application file for complete search history.

(56) **References Cited**

U.S. PATENT DOCUMENTS

D236,575 S * 9/1975 Vigue D7/553.4
D250,091 S * 10/1978 Jewell D9/755
4,208,006 A * 6/1980 Bixler et al. 229/406
4,218,008 A * 8/1980 Veilleux 229/406
4,381,847 A * 5/1983 Bessett et al. 229/406
D279,259 S * 6/1985 Bixler et al. D9/755
4,718,555 A * 1/1988 Amberg 206/519
D309,258 S 7/1990 Vigue
D319,579 S 9/1991 Vigue
5,096,065 A * 3/1992 Vigue 206/564

D331,008 S 11/1992 Vigue
5,316,173 A * 5/1994 Emery 220/556
D352,893 S 11/1994 Legacy et al.
5,713,619 A * 2/1998 DuBois et al. 294/159
5,915,561 A 6/1999 Lorenzana et al.
6,076,876 A * 6/2000 Letourneau et al. 294/143
D436,853 S * 1/2001 Sussman D9/755
D438,100 S 2/2001 Cekota
6,398,056 B1 * 6/2002 Letourneau et al. 220/23.8
6,679,380 B2 * 1/2004 Brown 206/427
7,225,927 B2 * 6/2007 Sweeney 206/564
D614,047 S * 4/2010 Landry D9/755
7,762,396 B1 * 7/2010 Yang et al. 206/427

FOREIGN PATENT DOCUMENTS

EP 1489014 A1 12/2004
WO WO 9810687 A1 * 3/1998
WO WO 2006065132 A2 * 6/2006

* cited by examiner

Primary Examiner — Mark A Goodwin

(74) *Attorney, Agent, or Firm* — Husch Blackwell LLP

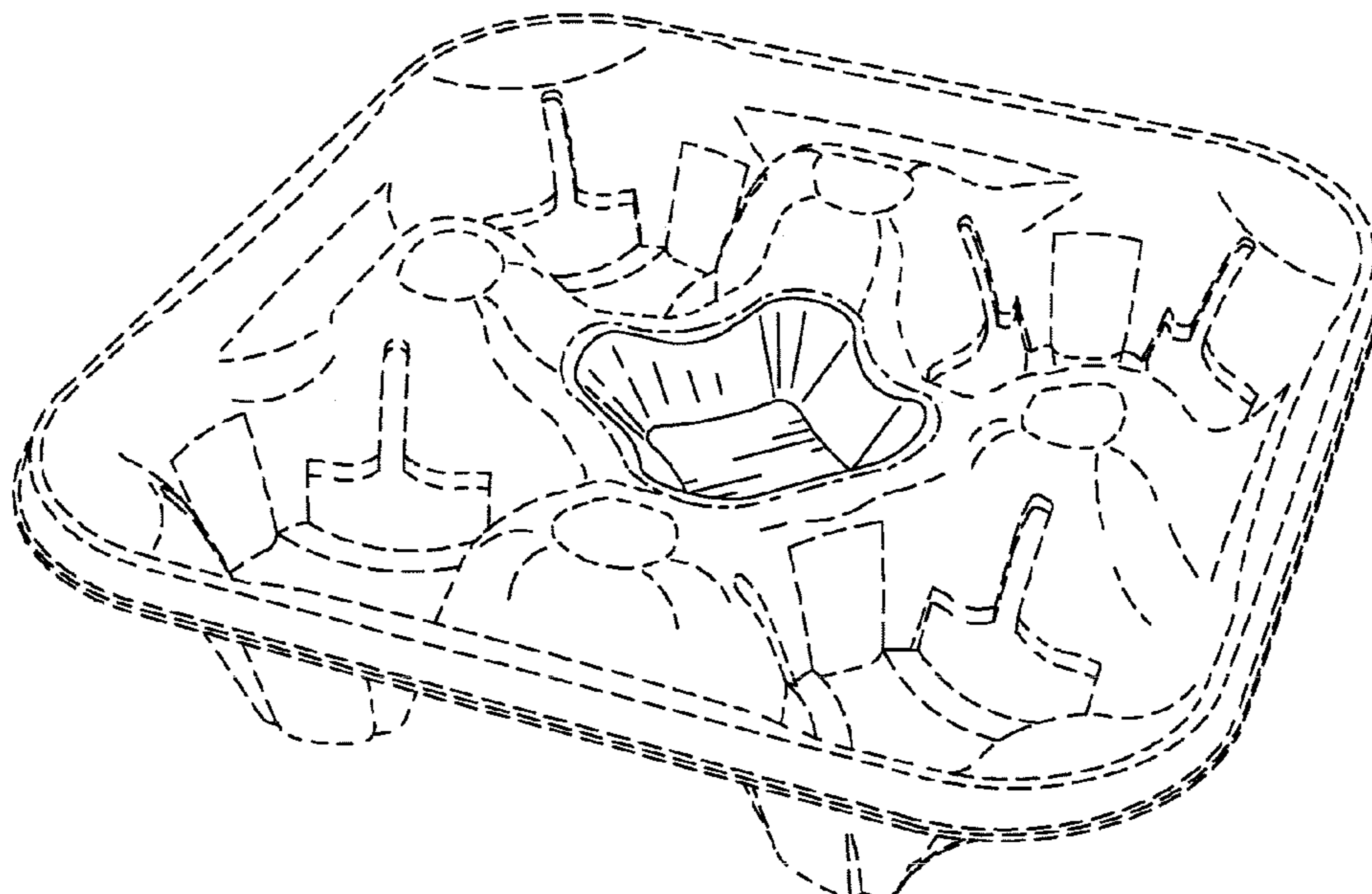
(57) **CLAIM**

The ornamental design for a condiment/food receptacle for cup carrier, as shown and described.

DESCRIPTION

FIG. 1 is a top perspective view of the condiment/food receptacle for cup carrier showing our new design; FIG. 2 is a top plan view thereof; FIG. 3 is a bottom plan view thereof; and, FIG. 4 is a side elevational view thereof. The features shown in broken lines depict environmental subject matter only and form no part of the claimed design.

1 Claim, 2 Drawing Sheets



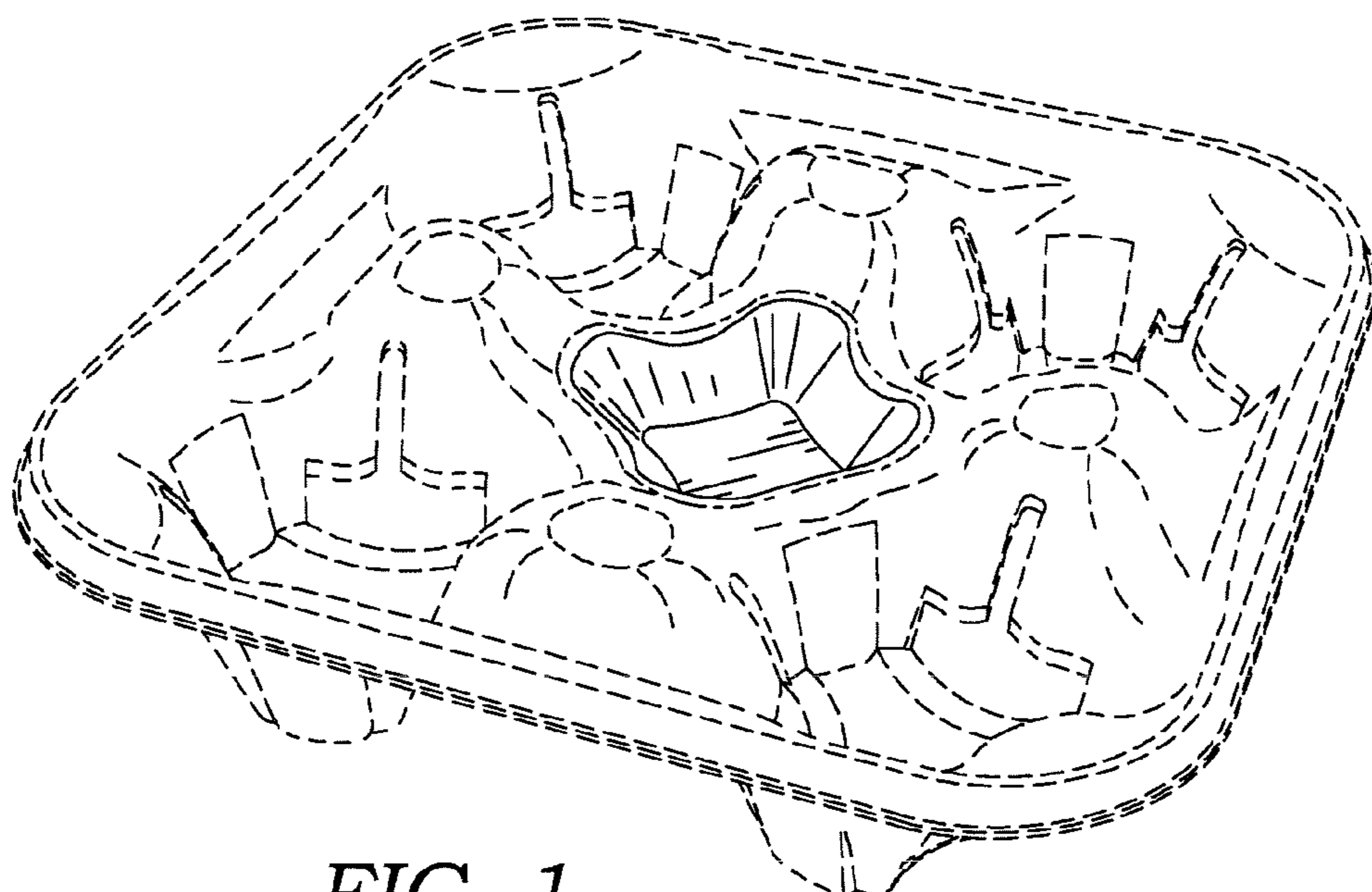


FIG. 1.




FIG. 2.




FIG. 3.




FIG. 4.