



US00D639178S

(12) **United States Design Patent**  
**Williams, Jr. et al.**

(10) **Patent No.:** **US D639,178 S**  
(45) **Date of Patent:** **\*\* Jun. 7, 2011**

(54) **DISPENSER**

(75) Inventors: **Jonnie Williams, Jr.**, Glen Allen, VA  
(US); **Friedrich G. Geck**, Mt. Airy, MD  
(US); **Pam Krausman**, Forest Hill, MD  
(US)

(73) Assignee: **Rock Creek Pharmaceuticals, Inc.**,  
Gloucester, MA (US)

(\*\*) Term: **14 Years**

(21) Appl. No.: **29/367,079**

(22) Filed: **Aug. 3, 2010**

(51) **LOC (9) Cl.** ..... **09-01**

(52) **U.S. Cl.** ..... **D9/558**

(58) **Field of Classification Search** ..... D9/723,  
D9/726, 727, 729, 730, 733, 516, 549, 558,  
D9/572-574; 215/381-385; 220/600, 602,  
220/608, 660, 662, 669, 675; D28/7  
See application file for complete search history.

(56) **References Cited**

**U.S. PATENT DOCUMENTS**

2,548,310	A	8/1948	Jennings	
3,159,308	A	12/1964	Passavanti	
3,332,576	A	7/1967	Hamilton	
3,586,208	A	6/1971	Hussey	
4,402,425	A	9/1983	von Schuckmann	
4,564,124	A	1/1986	Burton	
D286,506	S *	11/1986	Poore et al.	D9/558
4,653,668	A	3/1987	Gibilisco et al.	
4,750,502	A	6/1988	Ser et al.	
5,405,047	A	4/1995	Hansen	
D372,872	S *	8/1996	Crawford	D9/529
D382,206	S *	8/1997	Worthington et al.	D9/529
D423,713	S *	4/2000	Szekely	D28/7
D467,162	S *	12/2002	Viellard	D9/687
D524,167	S *	7/2006	Wilson	D9/730
7,073,685	B1	7/2006	Giraud et al.	
D537,338	S *	2/2007	Jackson	D9/416

D572,594	S *	7/2008	Shook et al.	D9/529
2005/0230409	A1	10/2005	von Schuckmann	
2007/0000938	A1	1/2007	Renaud	

**FOREIGN PATENT DOCUMENTS**

DE	8234144	U1	11/1985
EP	0056612	A1	7/1982
EP	0188278	A2	7/1986
EP	0236039	A2	9/1987
EP	0290972	A1	11/1988
EP	0600123	A1	6/1994
EP	1002745	A1	5/2000
EP	1142802	A1	10/2001
FR	2656284	A1	6/1991
GB	1319761	A	6/1973
GB	2257421	A	1/1993
GB	2270906	A	3/1994
GB	2412369	A	9/2005
WO	9414682		7/1994
WO	2000020295	A1	4/2000
WO	2005002991	A1	1/2005

\* cited by examiner

*Primary Examiner* — Stella Reid

*Assistant Examiner* — Keli L Hill

(74) *Attorney, Agent, or Firm* — Banner & Witcoff, Ltd.

(57) **CLAIM**

The ornamental design for a dispenser, as shown and described.

**DESCRIPTION**

FIG. 1 is a front perspective view of dispenser showing our new design;

FIG. 2 is a rear elevation view thereof;

FIG. 3 is a front elevation view thereof;

FIG. 4 is a left side elevation view thereof;

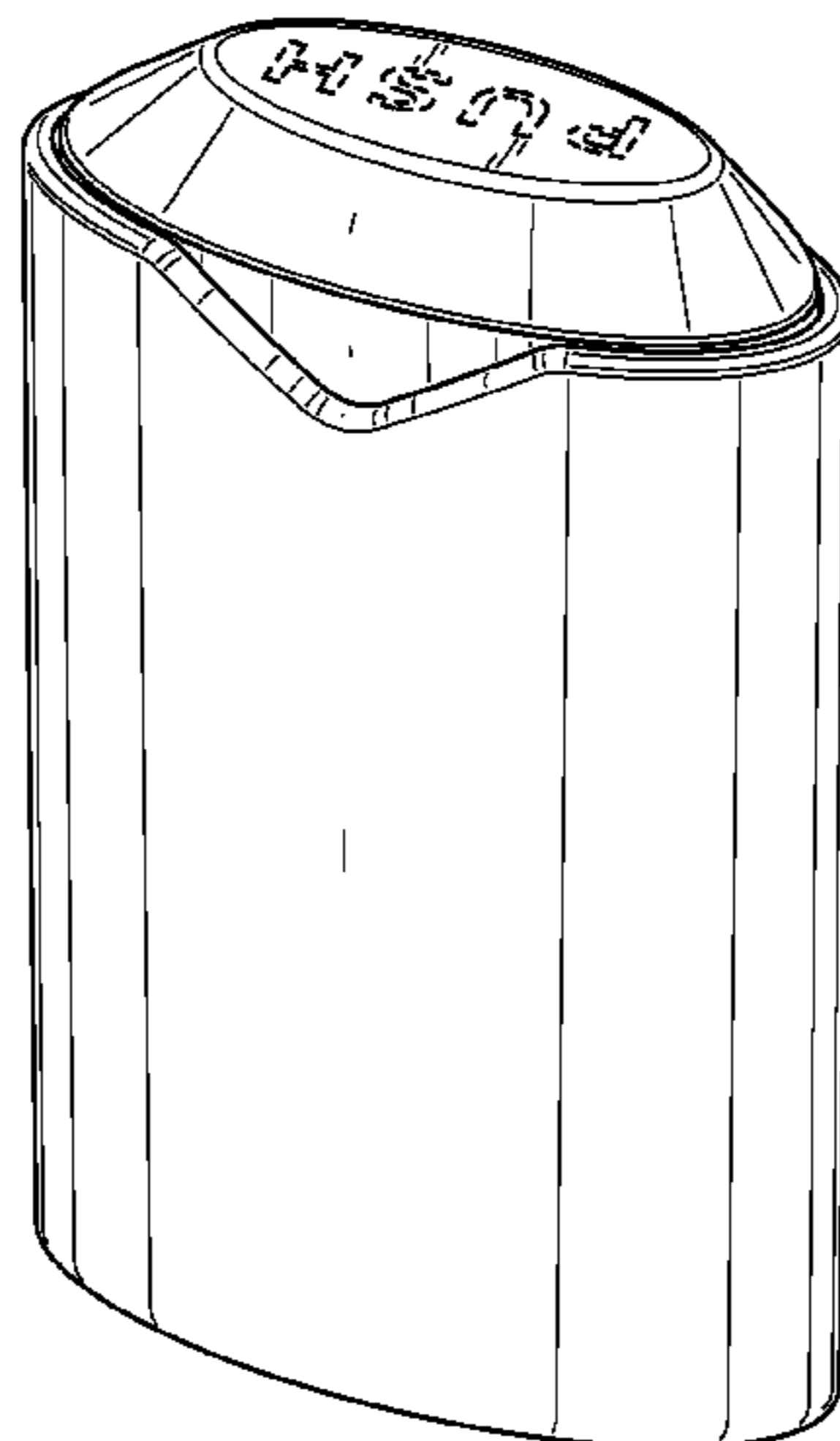
FIG. 5 is a right side elevation view thereof;

FIG. 6 is a top plan view thereof; and,

FIG. 7 is a bottom plan view thereof.

The broken lines shown are included for the purpose of illustrating the unclaimed portions of the article and form no part of the claim.

**1 Claim, 5 Drawing Sheets**



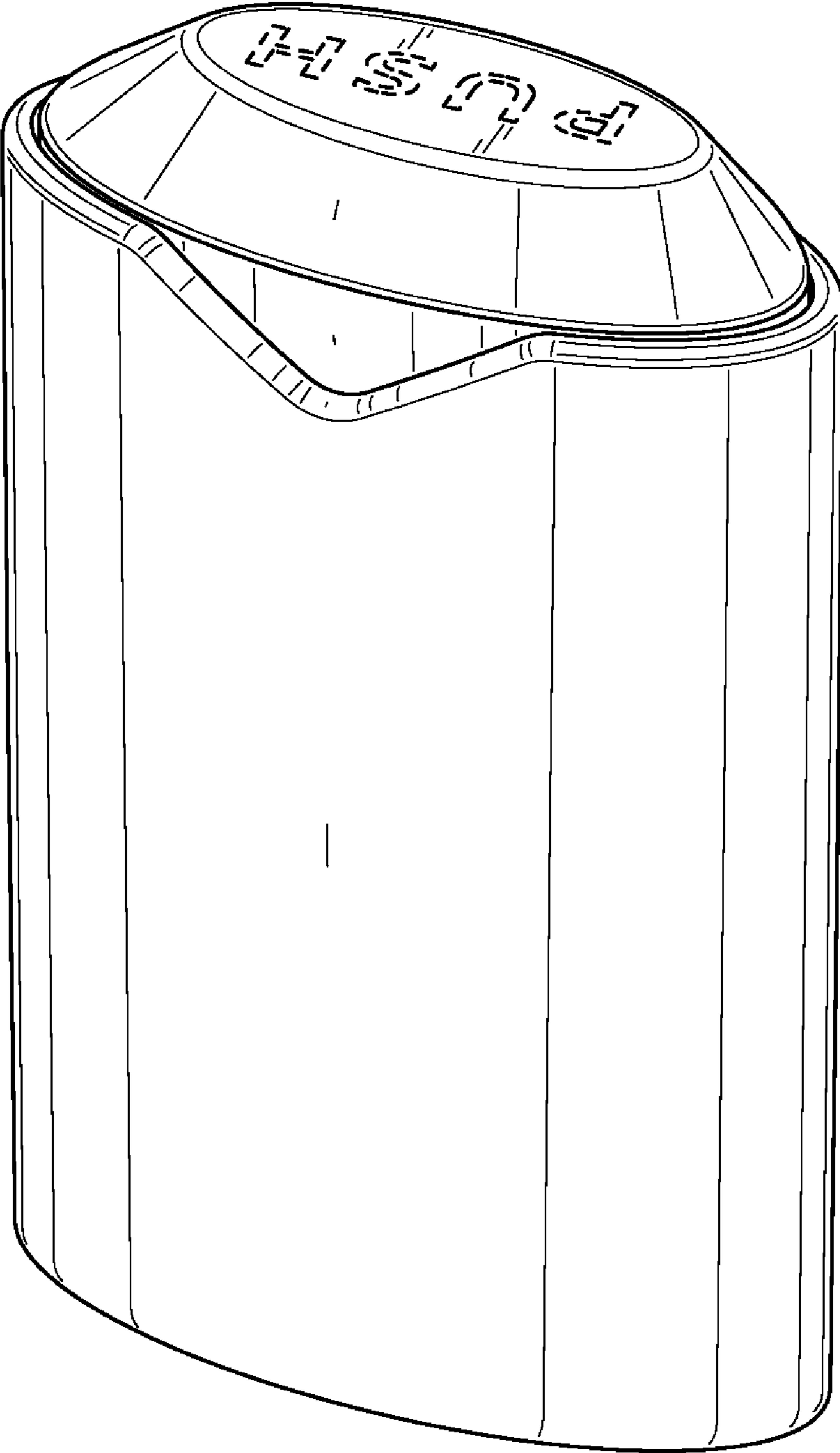


FIG. 1




FIG. 2




FIG. 3




FIG. 4



FIG. 5




FIG. 6

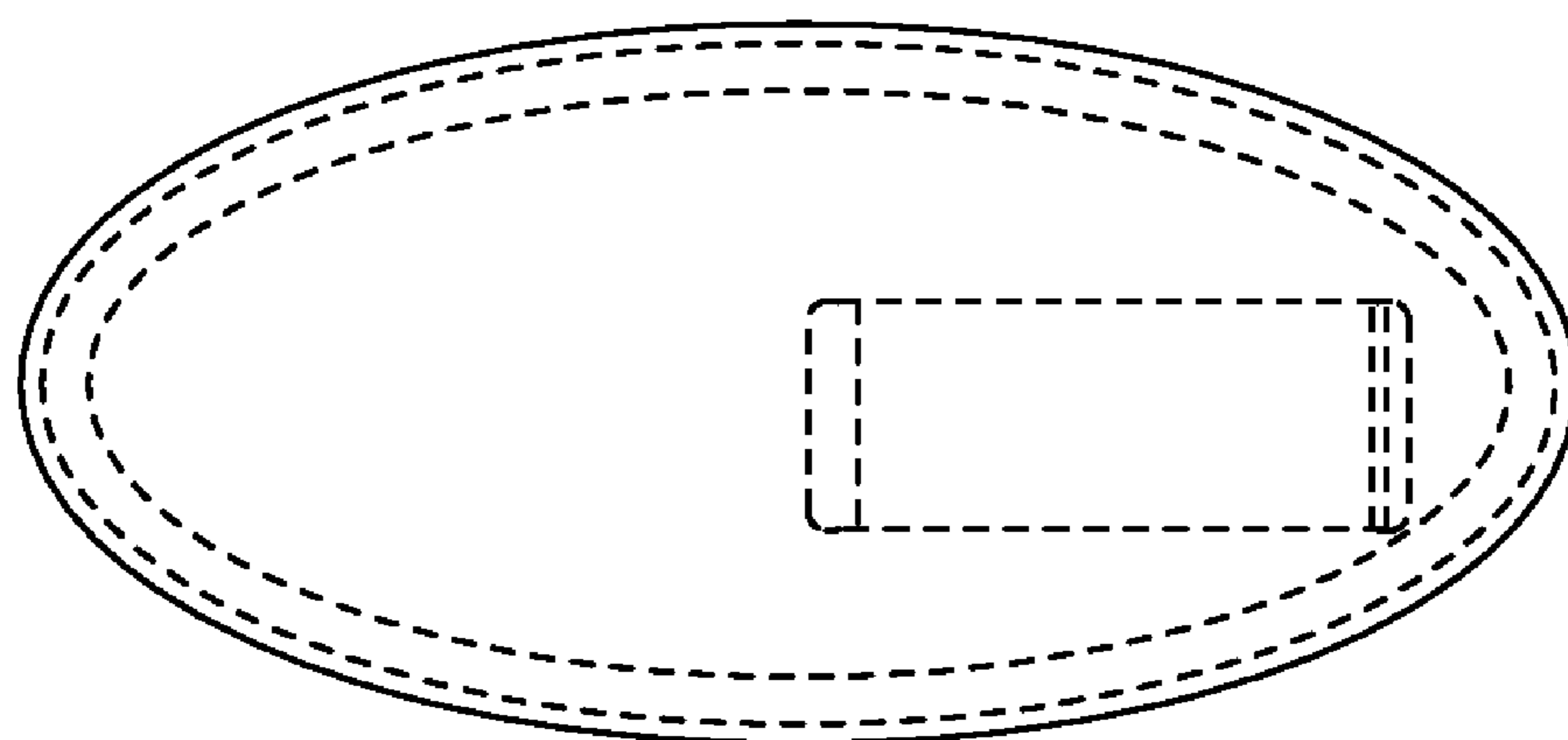


FIG. 7