



US00D639167S

(12) **United States Design Patent**  
**Righi et al.**

(10) **Patent No.:** **US D639,167 S**

(45) **Date of Patent:** **\*\* Jun. 7, 2011**

(54) **CONTAINER**

(75) Inventors: **Massimiliano Righi**, Verona (IT);  
**Giovanni Morandini**, Verona (IT)

(73) Assignee: **UESST S.c.a.r.l.**, Verona (IT)

(\*\*) Term: **14 Years**

(21) Appl. No.: **29/344,594**

(22) Filed: **Sep. 30, 2009**

(51) **LOC (9) Cl.** ..... **09-01**

(52) **U.S. Cl.** ..... **D9/519**

(58) **Field of Classification Search** ..... D9/434,  
D9/454, 516, 519, 522-523, 529, 539, 542,  
D9/544-546, 549, 558, 686, 687, 520, 543,  
D9/564, 561, 502, 904, 537-538; 206/527,  
206/660, 662, 675; 215/381-384; 220/660,  
220/662, 669, 675

See application file for complete search history.

(56) **References Cited**

**U.S. PATENT DOCUMENTS**

D391,494 S *	3/1998	Bond	.....	D9/546
D430,803 S *	9/2000	Reis et al.	.....	D9/500
D449,531 S *	10/2001	Cooley	.....	D9/500
D544,365 S *	6/2007	Werner	.....	D9/560
D548,098 S *	8/2007	Lauret	.....	D9/544
D561,026 S *	2/2008	Rica	.....	D9/500
D561,041 S *	2/2008	Sajous	.....	D9/549
D572,590 S *	7/2008	Coulis et al.	.....	D9/500
D573,467 S *	7/2008	Dell'Orto	.....	D9/500

D592,061 S *	5/2009	Rica	.....	D9/500
D594,331 S *	6/2009	Herb et al.	.....	D9/500
D598,777 S *	8/2009	Belke et al.	.....	D9/546
D613,175 S *	4/2010	Delbon	.....	D9/545

\* cited by examiner

*Primary Examiner* — Caron A Veynar

*Assistant Examiner* — Abraham Bahta

(74) *Attorney, Agent, or Firm* — Greenberg Traurig, LLP

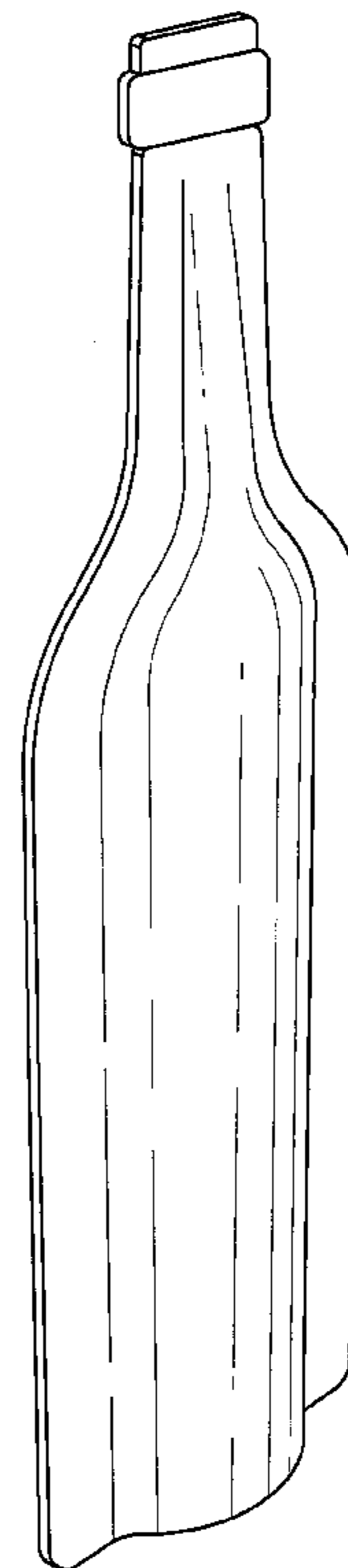
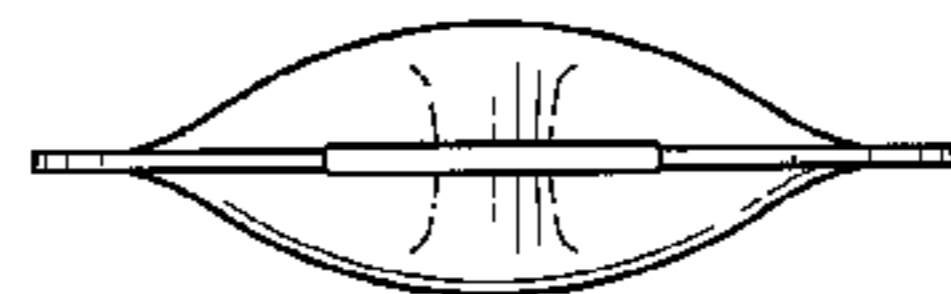
(57) **CLAIM**

The ornamental design for a container, as shown and described.

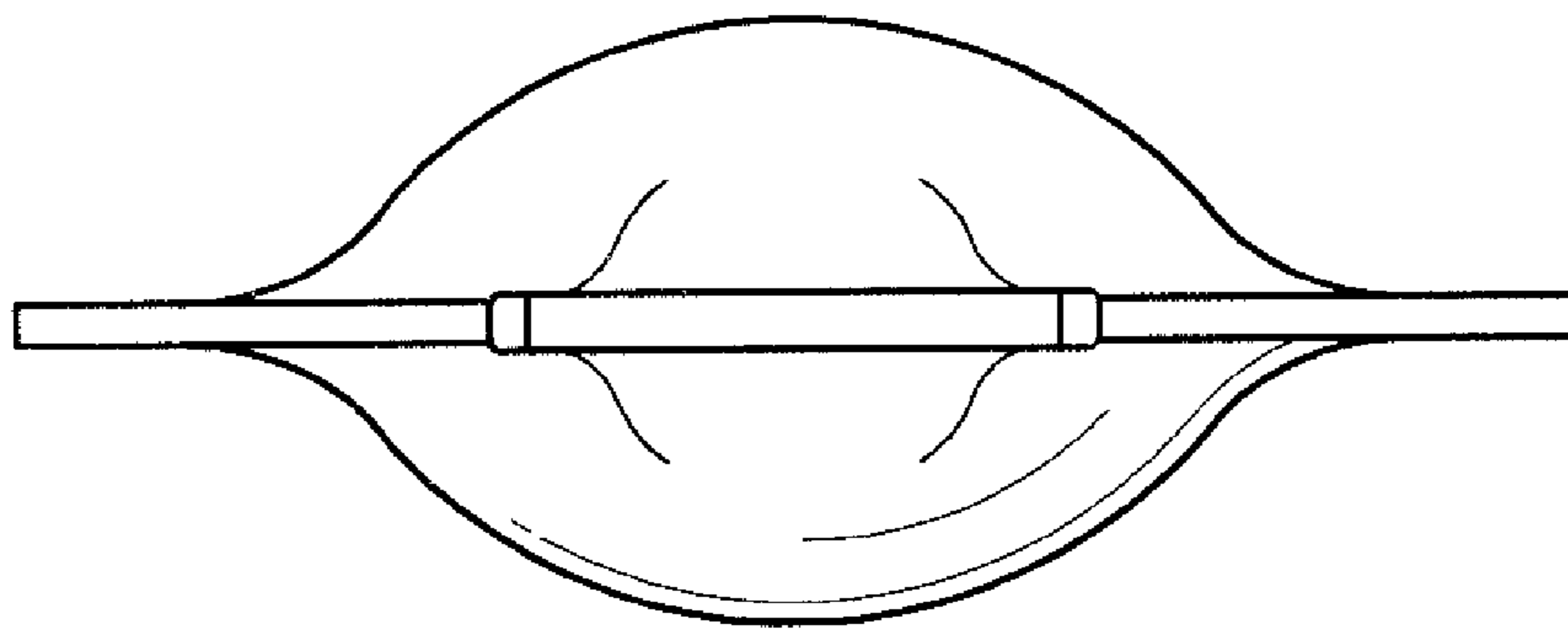
**DESCRIPTION**

FIG. 1 is a top plane view of a first embodiment of the container showing our new design;  
 FIG. 2 is a bottom plane view thereof; the view being turned 90 degrees relative to FIG. 1;  
 FIG. 3 is a front elevation view thereof;  
 FIG. 4 is a right side elevation view thereof;  
 FIG. 5 is a front and left perspective view thereof;  
 FIG. 6 is a top plane view of a second embodiment of the container;  
 FIG. 7 is a bottom plane view thereof; the view being 90 degrees turn relative to FIG. 6;  
 FIG. 8 is a front elevation view thereof;  
 FIG. 9 is a right side elevation view thereof; and,  
 FIG. 10 is a front and left perspective view thereof.

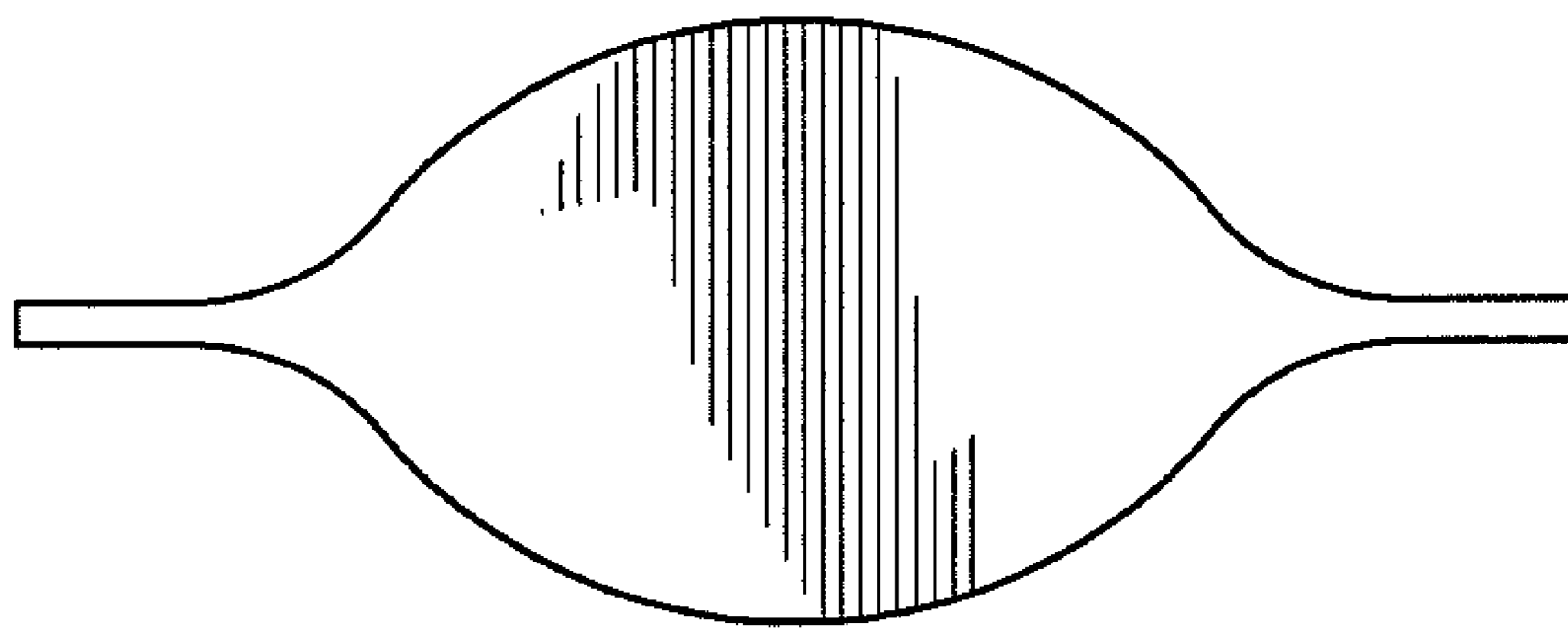
**1 Claim, 10 Drawing Sheets**



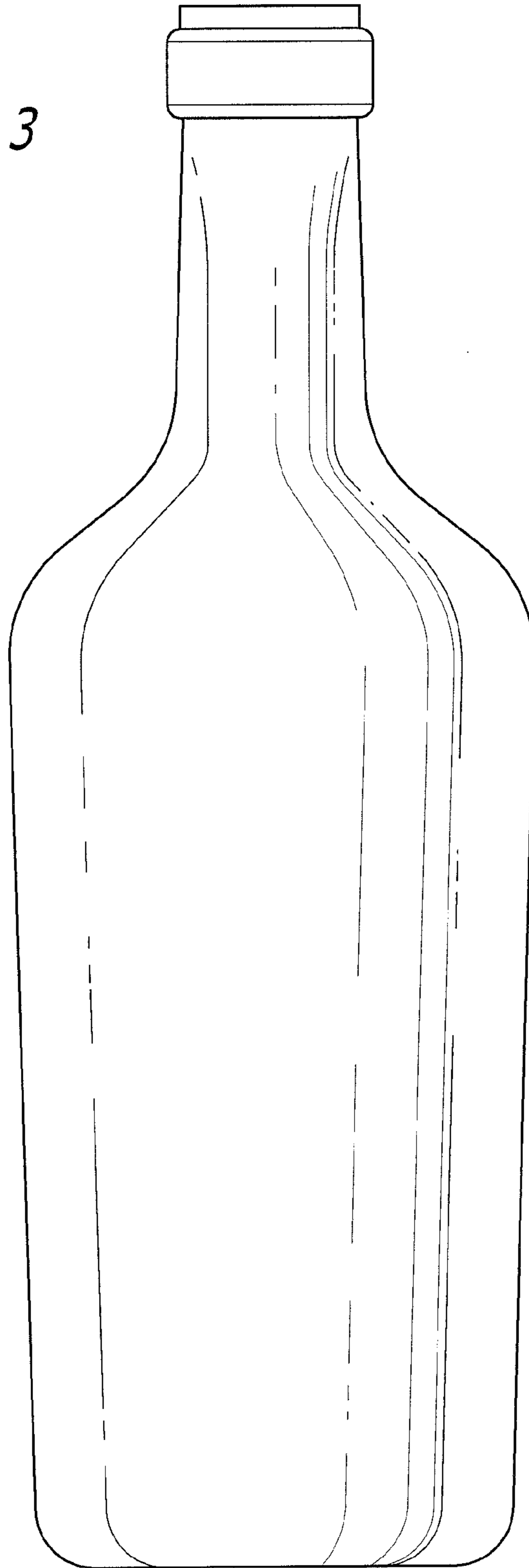
*FIG. 1*



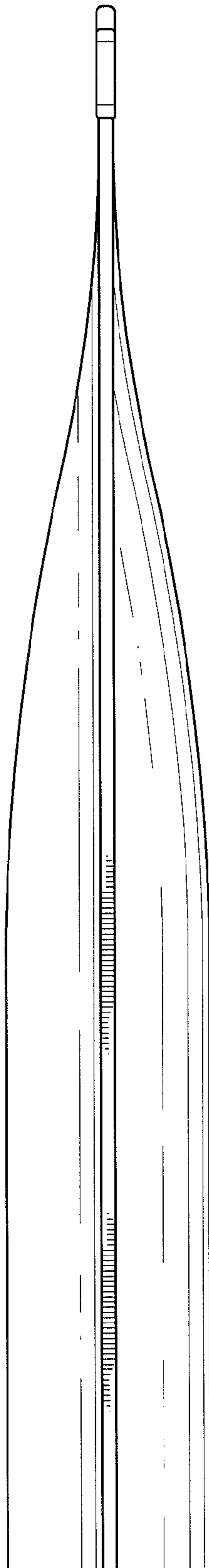
*FIG. 2*



*FIG. 3*



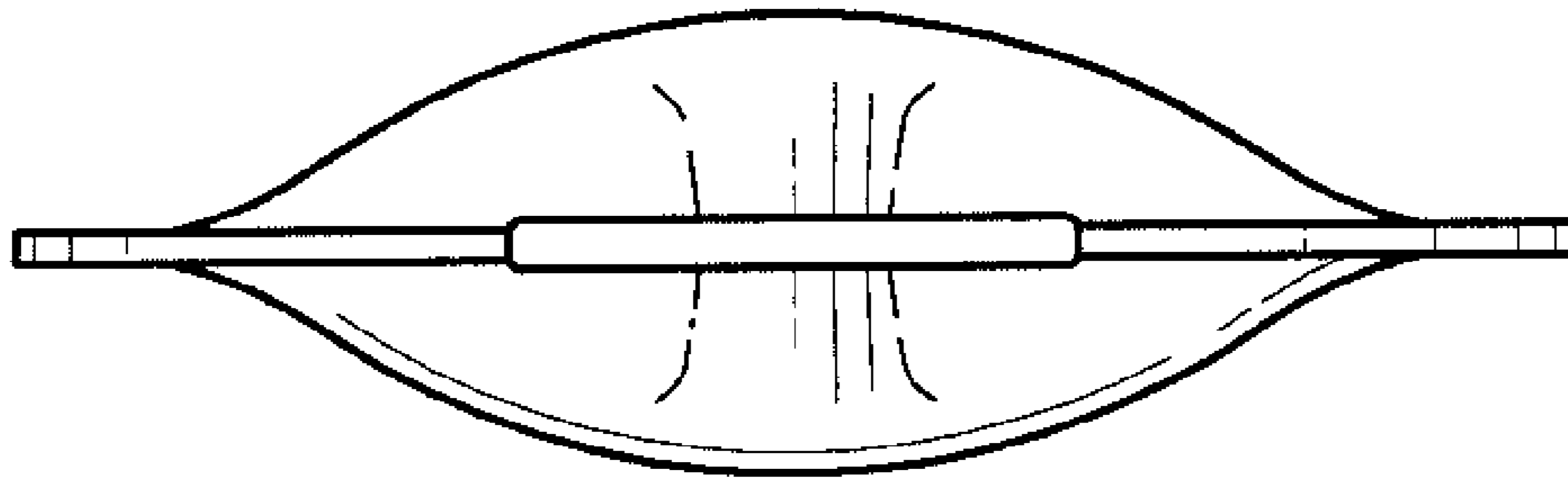
*FIG. 4*



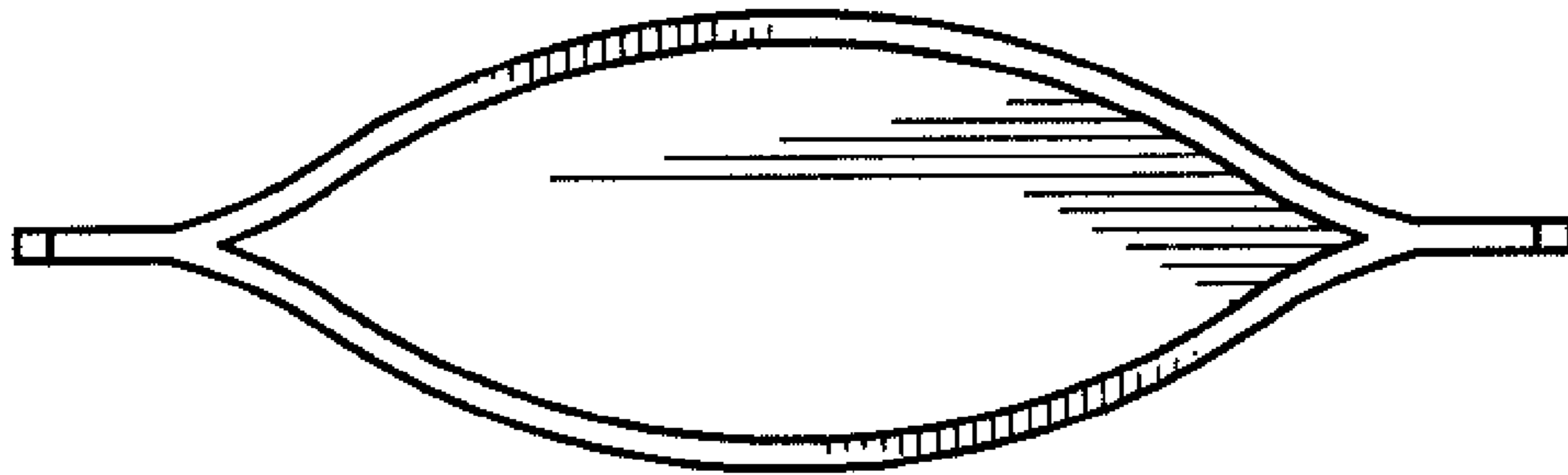
*FIG. 5*



*FIG. 6*

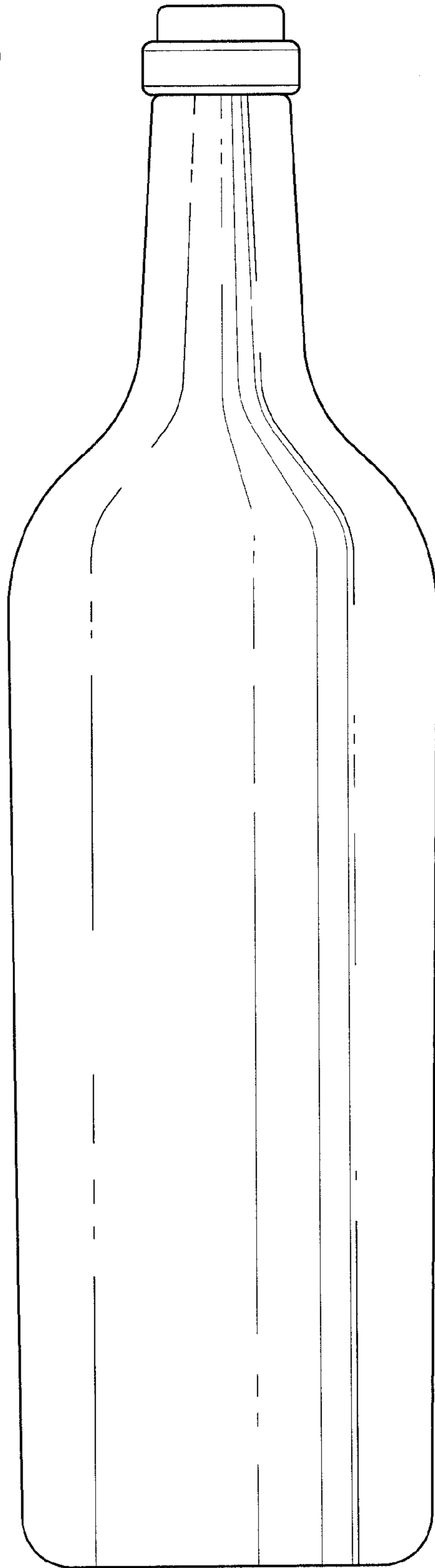


*FIG. 7*

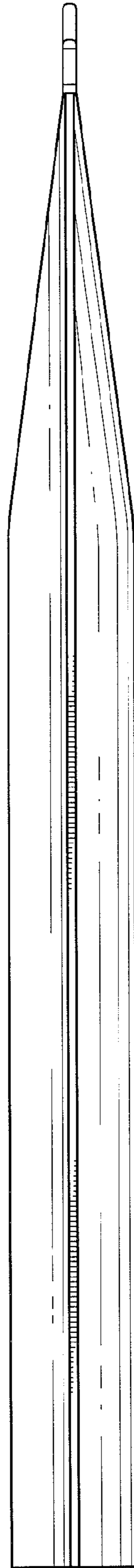




*FIG. 8*



*FIG. 9*



*FIG. 10*

