

US00D639165S

(12) **United States Design Patent**  
**Dingenouts**

(10) **Patent No.:** **US D639,165 S**  
(45) **Date of Patent:** **\*\* Jun. 7, 2011**

(54) **BOTTLE**

(75) Inventor: **Ramses Dingenouts**, Amsterdam (NL)

(73) Assignee: **Heineken Supply Chain B.V.** (NL)

(\*\*) Term: **14 Years**

(21) Appl. No.: **29/342,238**

(22) Filed: **Aug. 20, 2009**

(30) **Foreign Application Priority Data**

Feb. 20, 2009 (EM) ..... 001092738-0001

(51) **LOC (9) Cl.** ..... **09-01**

(52) **U.S. Cl.** ..... **D9/500; D9/545; D9/552; D9/571**

(58) **Field of Classification Search** ..... D9/434,  
D9/435, 438, 454, 500, 516, 518, 520, 529,  
D9/537, 540, 545, 546, 549, 552, 565, 571,  
D9/575; 215/379, 381-385; 220/600, 608,  
220/660, 669

See application file for complete search history.

(56) **References Cited**

**U.S. PATENT DOCUMENTS**

D67,464 S \* 6/1925 Johnson ..... D9/552  
D69,462 S \* 2/1926 Sears ..... D9/550  
D74,068 S \* 12/1927 Mas ..... D9/552  
D99,839 S \* 5/1936 Hires ..... D9/552  
D111,212 S \* 9/1938 Meyer ..... D9/552  
D115,155 S \* 6/1939 D'addario ..... D9/552

D120,277 S \* 4/1940 Steelman ..... D9/552  
D178,917 S \* 10/1956 England ..... D9/539  
D179,173 S \* 11/1956 Wilson ..... D9/552  
D179,507 S \* 1/1957 Barbiers ..... D9/537  
D185,557 S \* 6/1959 Nicholas ..... D9/550  
D187,345 S \* 3/1960 Fuerst ..... D9/552  
D189,508 S \* 12/1960 Marder ..... D9/552  
D389,068 S \* 1/1998 Hooker ..... D9/552  
D466,415 S \* 12/2002 Reis ..... D9/552  
D555,494 S \* 11/2007 Darr et al. .... D9/550  
D566,570 S \* 4/2008 Pence et al. .... D9/552  
D570,701 S \* 6/2008 Miller et al. .... D9/550  
D580,770 S \* 11/2008 Matauch ..... D9/551

\* cited by examiner

*Primary Examiner* — Stella Reid

*Assistant Examiner* — Elizabeth J Oswecki

(74) *Attorney, Agent, or Firm* — Altera Law Group, LLC

(57) **CLAIM**

The ornamental design for a bottle, as shown and described.

**DESCRIPTION**

FIG. 1 is a top perspective view of the bottle.

FIG. 2 is a front plan view thereof.

FIG. 3 is a rear plan view thereof.

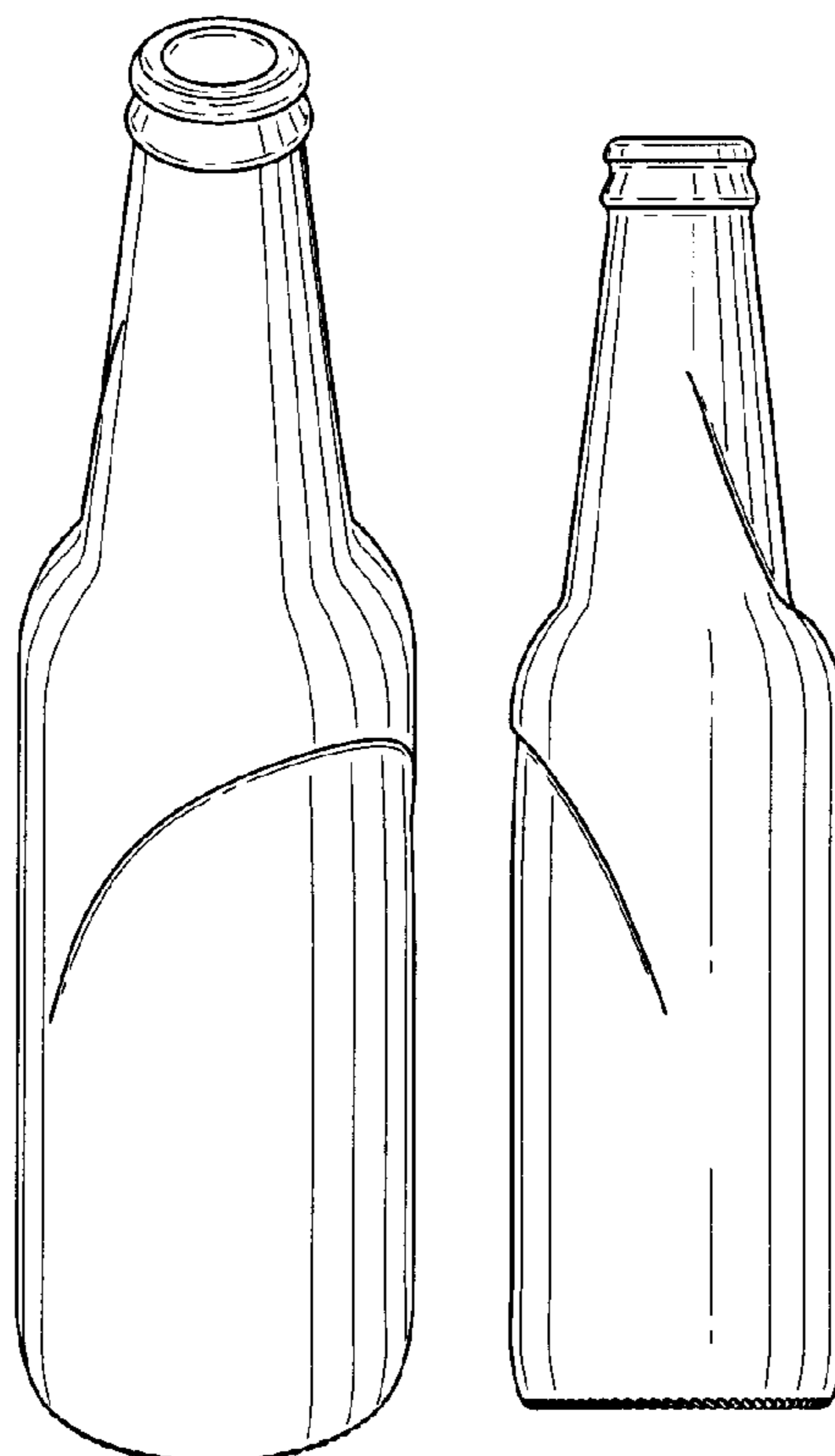
FIG. 4 is a side plan view thereof.

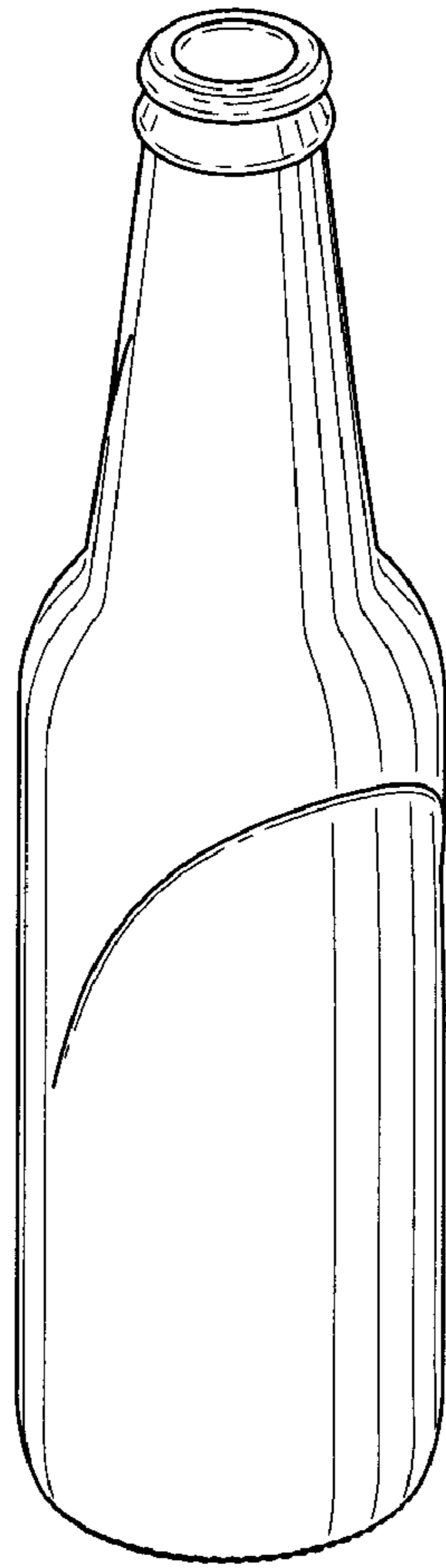
FIG. 5 is the other side plan view thereof.

FIG. 6 is a top plan view thereof; and,

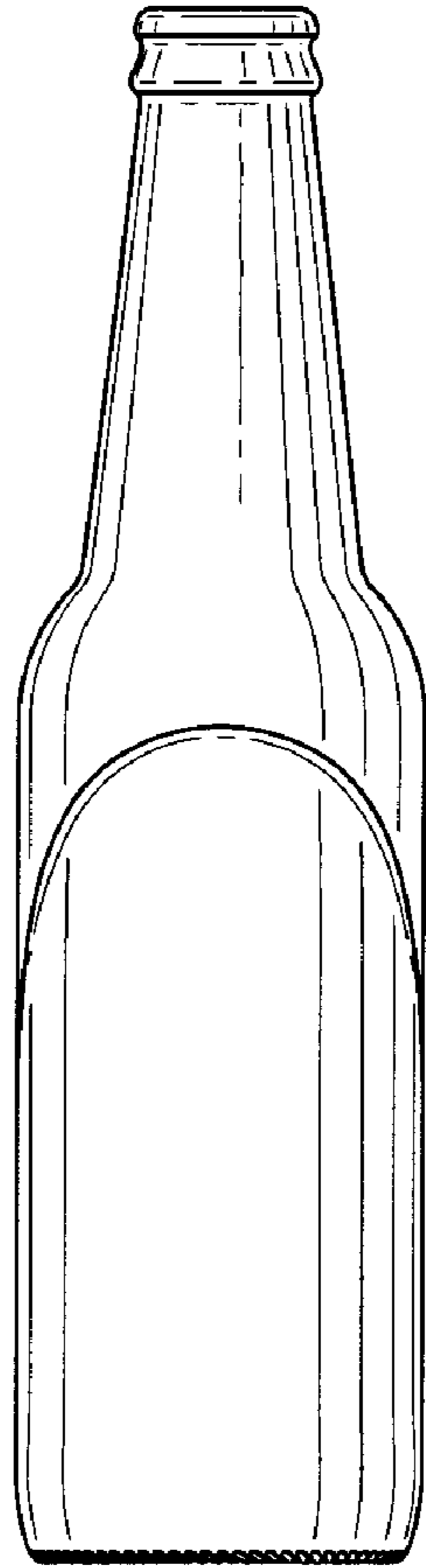
FIG. 7 is a perspective view thereof.

**1 Claim, 7 Drawing Sheets**

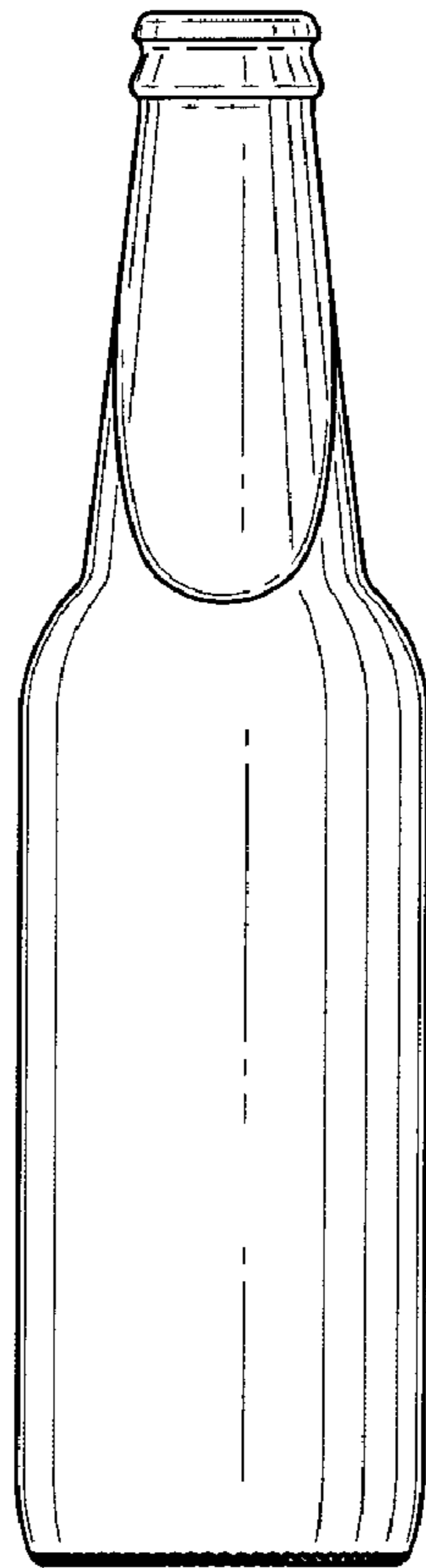




**Figure 1**



**Figure 2**



**Figure 3**




Figure 4

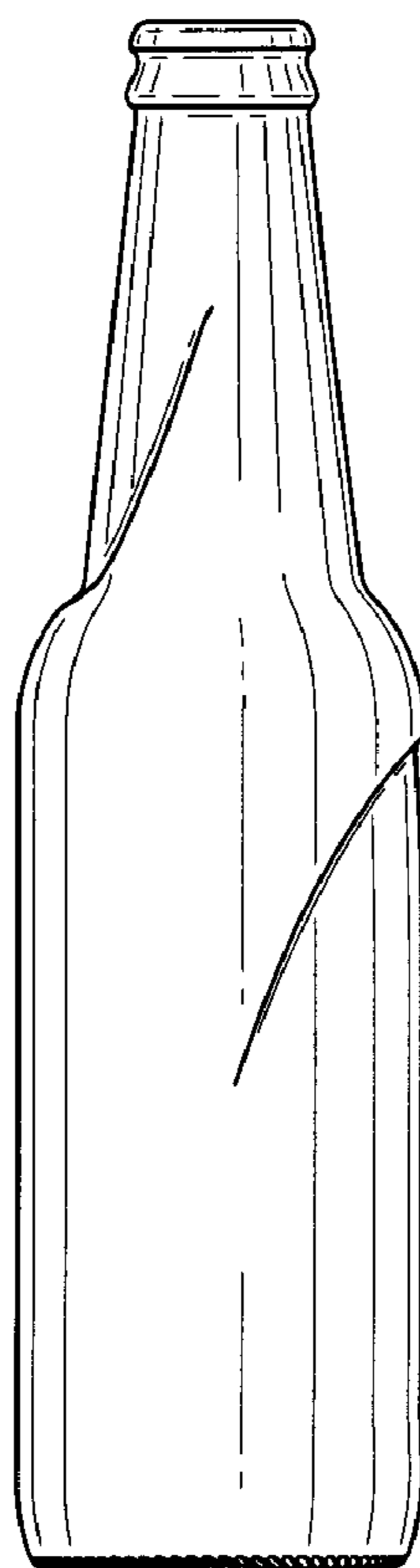
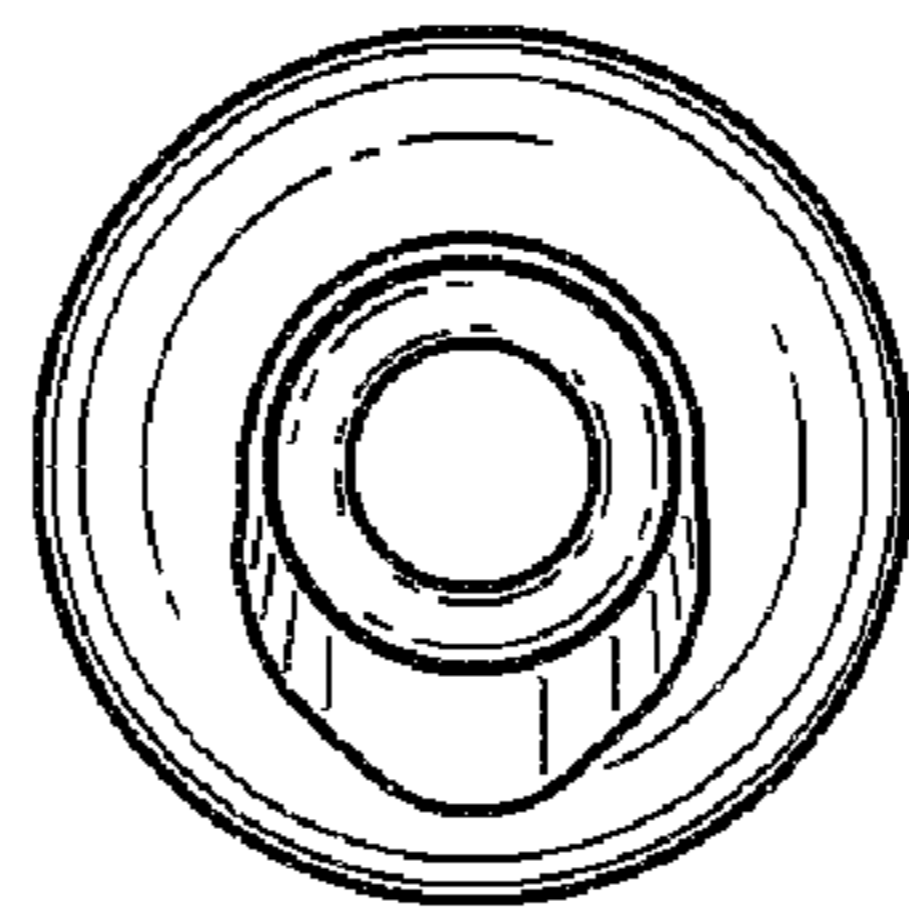
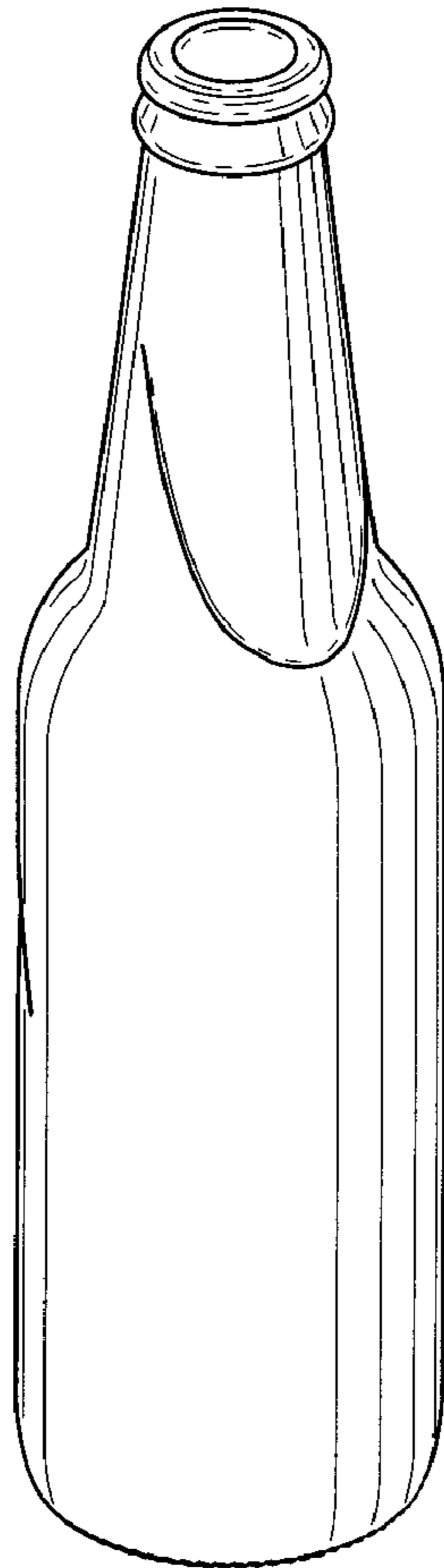


Figure 5



**Figure 6**



**Figure 7**