



US00D639124S

(12) **United States Design Patent**  
**Byun**

(10) **Patent No.:** **US D639,124 S**  
(45) **Date of Patent:** **\*\* Jun. 7, 2011**

- (54) **FABRIC CUP HOLDER FOR COLLAPSIBLE CHAIR**
- (75) Inventor: **Ho Sik Byun**, Fujian (CN)
- (73) Assignee: **NorthPole (US), LLC**, Washington, MO (US)
- (\*\*) Term: **14 Years**
- (21) Appl. No.: **29/346,939**
- (22) Filed: **Nov. 9, 2009**
- (51) **LOC (9) Cl.** ..... **07-06**
- (52) **U.S. Cl.** ..... **D7/701; D6/501**
- (58) **Field of Classification Search** ..... D6/501; D7/602, 619-620, 624.2, 701, 708; D12/419-420, D12/425; 220/737-739, 495.03; 297/411.32, 297/188.14-188.16, 188.19; 248/311.2  
See application file for complete search history.

D447,024	S	*	8/2001	Thomas	.....	D7/701
D454,764	S	*	3/2002	Moore	.....	D7/705
D478,860	S	*	8/2003	Young	.....	D12/419
D485,529	S	*	1/2004	Schoenberger	.....	D12/419
D488,036	S	*	4/2004	Dimeo	.....	D7/708
D502,406	S	*	3/2005	Eddings	.....	D9/752
D579,661	S	*	11/2008	Sawdey	.....	D3/311
D592,911	S	*	5/2009	Buchanan	.....	D7/605
D618,074	S	*	6/2010	Paetsch	.....	D7/701
7,735,930	B2	*	6/2010	Yeum	.....	297/411.37

\* cited by examiner

*Primary Examiner* — Elizabeth A Albert  
*Assistant Examiner* — Kelley A Donnelly  
(74) *Attorney, Agent, or Firm* — Armstrong Teasdale LLP

(57) **CLAIM**  
The ornamental design for a fabric cup holder for collapsible chair, as shown and described.

**DESCRIPTION**

FIG. 1 is a side view of a fabric cup holder for collapsible chair showing my new design; FIG. 2 is a front view thereof; FIG. 3 is a top view thereof; FIG. 4 is a front perspective view thereof; and, FIG. 5 is a front perspective view of a collapsible chair including a fabric cup holder. The uneven length broken line showing of the remainder of the collapsible chair is for environmental purposes only and forms no part of the claimed design. The cross hatch pattern that can be seen in FIGS. 1, 2, 4 and 5 represents texture of the surface material and is distributed uniformly over the surfaces on which it is only partially represented. The honeycomb pattern that can be seen on the bottom interior of the design in FIGS. 3, 4, and 5 represents texture of the surface material.

**1 Claim, 5 Drawing Sheets**

(56) **References Cited**  
U.S. PATENT DOCUMENTS

D249,263	S	*	9/1978	Neece	.....	D14/265
4,613,048	A	*	9/1986	McGill	.....	224/400
D297,119	S	*	8/1988	Fontana et al.	.....	D9/737
D307,529	S	*	5/1990	Baetens	.....	D7/505
4,989,742	A	*	2/1991	Powell	.....	220/23.4
D322,512	S	*	12/1991	Andrykovitz	.....	D12/420
5,147,342	A	*	9/1992	Kane et al.	.....	604/356
5,150,946	A	*	9/1992	Marfilus et al.	.....	297/188.15
5,174,534	A	*	12/1992	Mitchell	.....	248/311.2
D352,213	S	*	11/1994	Keven	.....	D7/701
D353,082	S	*	12/1994	Keven	.....	D7/701
D353,742	S	*	12/1994	Lewis et al.	.....	D7/558
D374,517	S	*	10/1996	Morrill	.....	D30/133
D378,334	S	*	3/1997	Legere	.....	D7/620
D398,480	S	*	9/1998	Panta Chica	.....	D7/553.6
D428,383	S	*	7/2000	Ozark et al.	.....	D12/419
6,189,851	B1	*	2/2001	Ozark et al.	.....	248/311.2
D442,443	S	*	5/2001	Perndocaj et al.	.....	D7/701

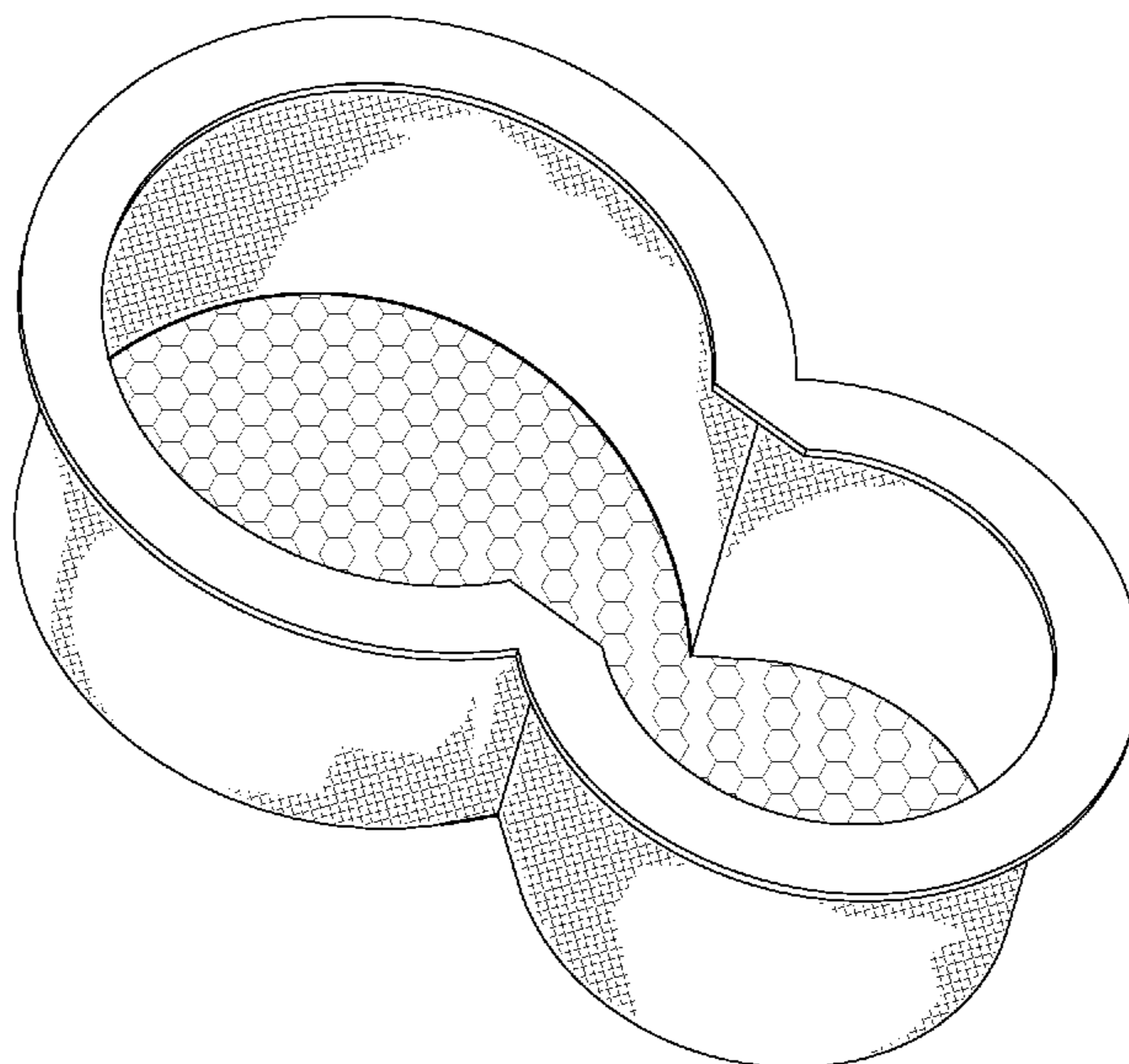


FIGURE 1

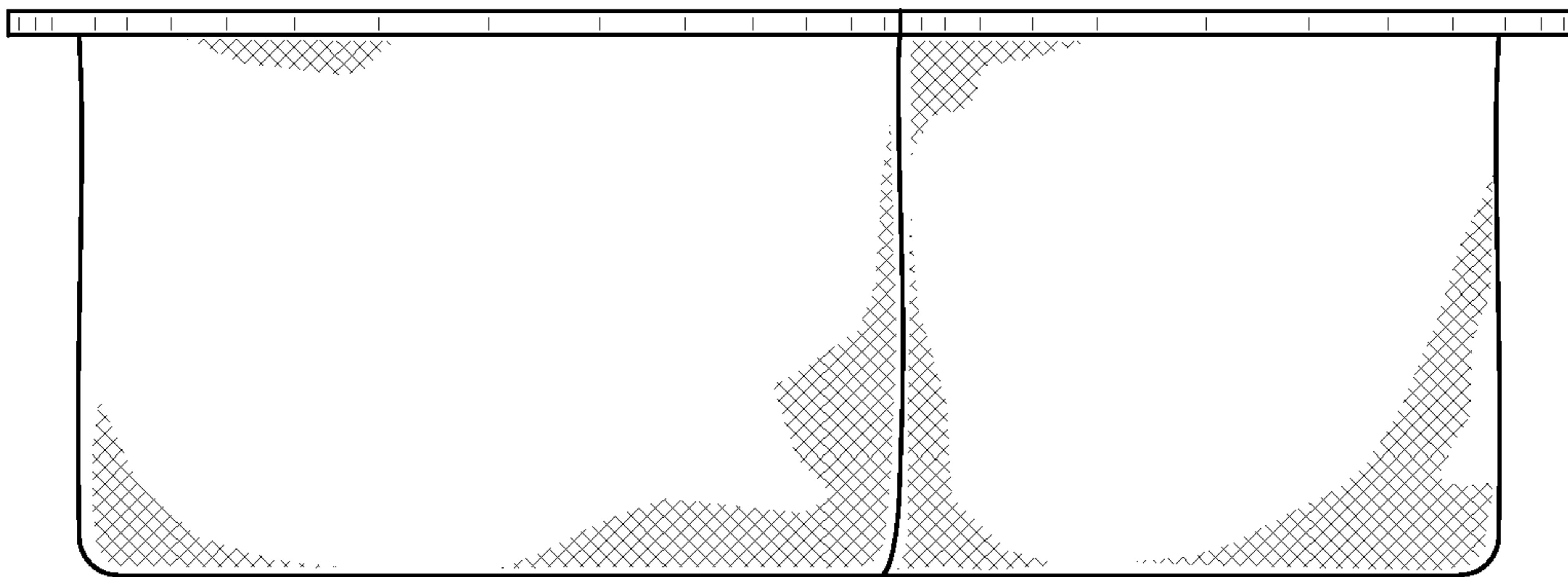


FIGURE 2

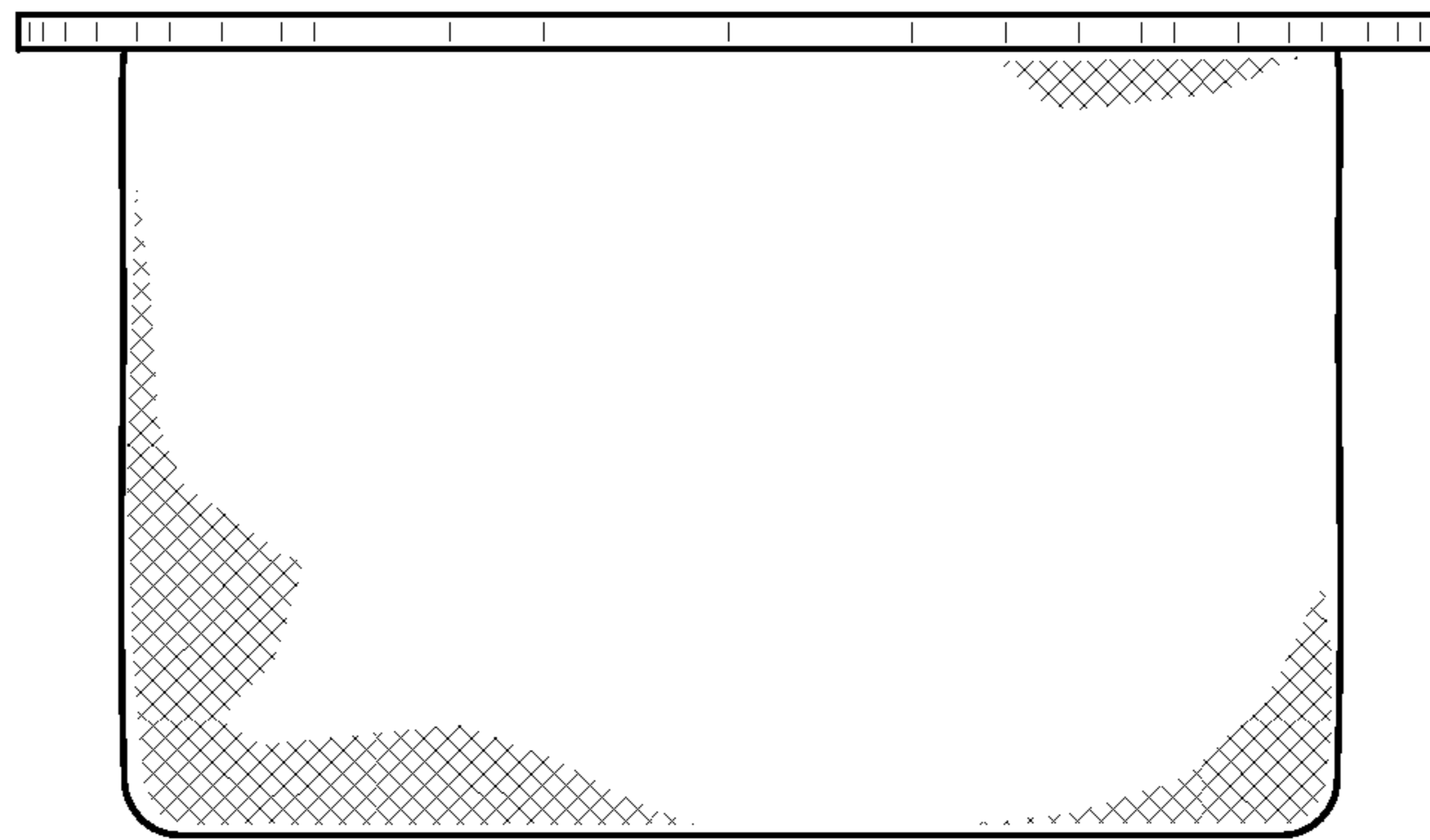


FIGURE 3

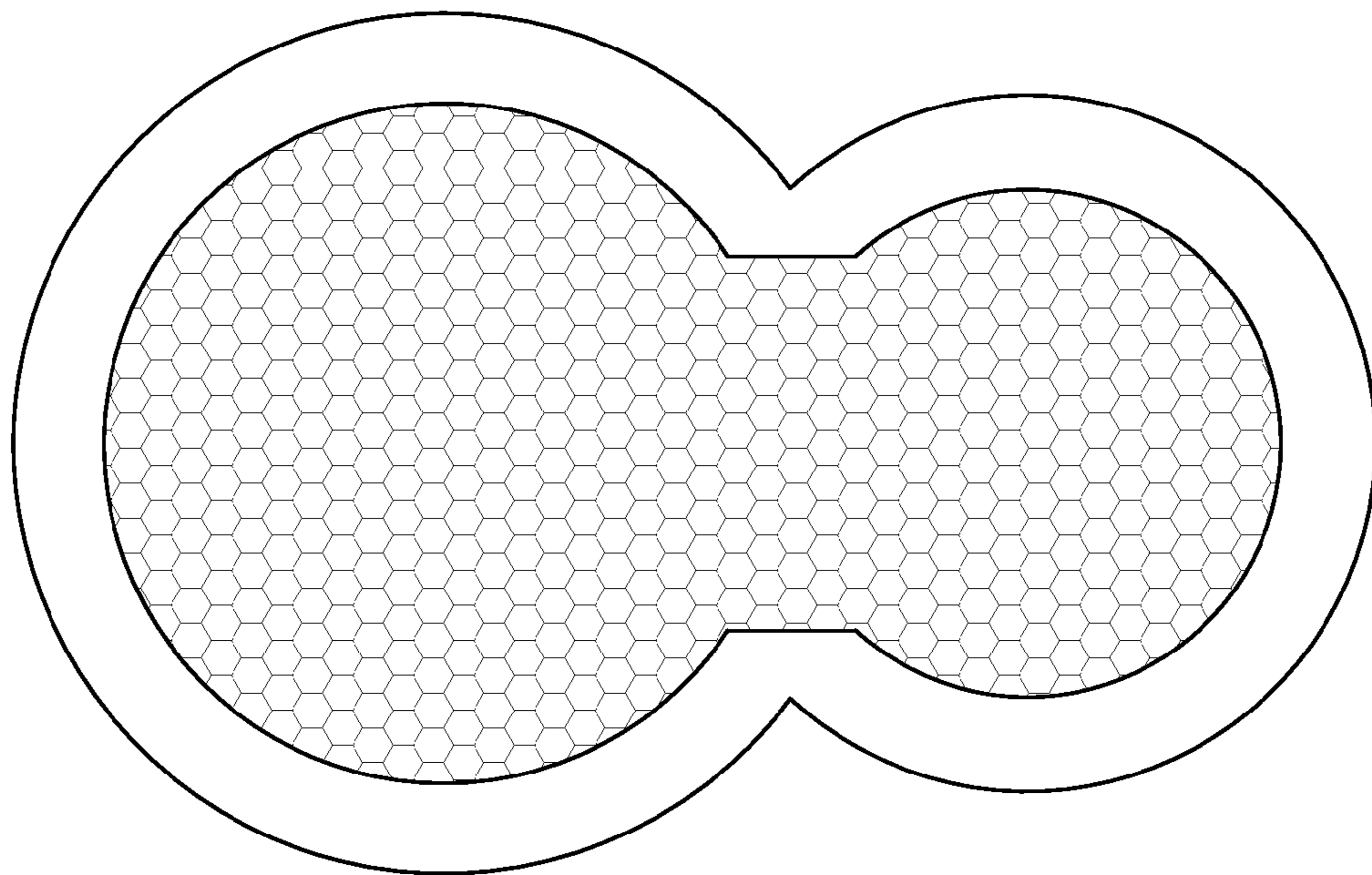


FIGURE 4

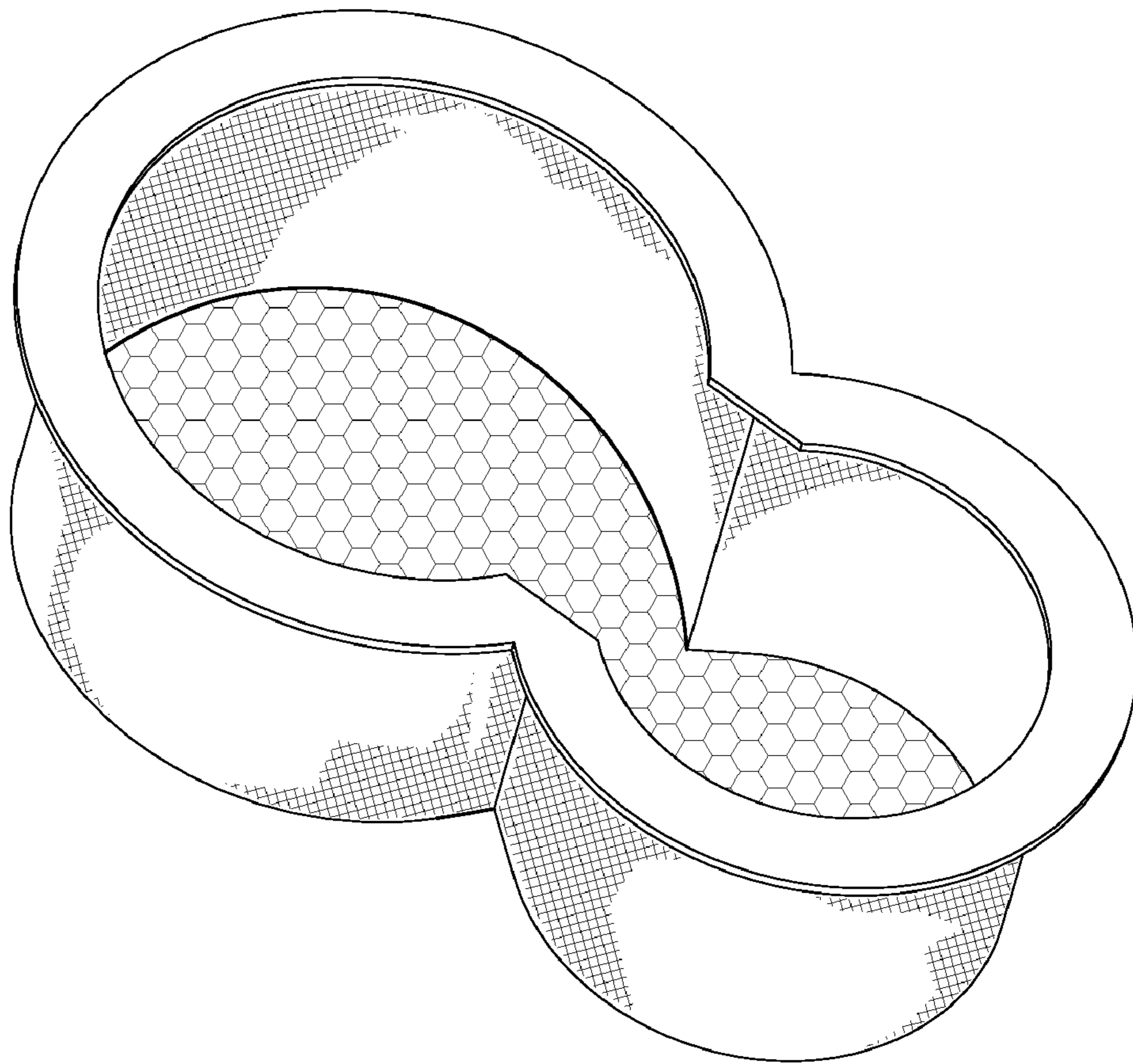




FIGURE 5

