

US00D639113S

(12) **United States Design Patent**  
**Hayes**

(10) **Patent No.:** **US D639,113 S**

(45) **Date of Patent:** **\*\* Jun. 7, 2011**

(54) **DRINKING GLASS**

(75) Inventor: **Peter Hayes**, Sevenoaks (GB)

(73) Assignee: **Diageo Ireland** (GB)

(\*\*) Term: **14 Years**

(21) Appl. No.: **29/367,506**

(22) Filed: **Aug. 9, 2010**

(30) **Foreign Application Priority Data**

Feb. 11, 2010 (EM) ..... RCD 001668708

(51) **LOC (9) Cl.** ..... **07-01**

(52) **U.S. Cl.** ..... **D7/509; D7/523; D7/529**

(58) **Field of Classification Search** ..... D7/510,  
D7/511, 509, 523, 529, 536, 533, 396.2;  
220/703, 715, DIG. 13, 675; 215/382  
See application file for complete search history.

(56) **References Cited**

**U.S. PATENT DOCUMENTS**

D38,248 S *	9/1906	Helmer	.....	D7/523
1,128,216 A *	2/1915	Anderson	.....	215/382
D67,869 S *	7/1925	Boswell	.....	D7/523
D99,508 S *	5/1936	Hutchison	.....	D7/523
D179,013 S *	10/1956	Kimble et al.	.....	D7/537
D198,509 S *	6/1964	Stengle et al.	.....	D9/500
D329,170 S *	9/1992	Hoffer	.....	D7/509
D383,037 S *	9/1997	Asberg	.....	D7/511
D436,296 S *	1/2001	Freed	.....	D7/523
D447,005 S *	8/2001	Trombly	.....	D7/536
D467,122 S *	12/2002	Janky	.....	D7/510
D469,658 S *	2/2003	Norris et al.	.....	D7/523
D470,638 S *	2/2003	Quan	.....	D34/7
D472,101 S *	3/2003	Janky	.....	D7/532
D476,193 S *	6/2003	Janky	.....	D7/510

D506,641 S *	6/2005	Liu	.....	D7/523
D506,642 S *	6/2005	Dirstein et al.	.....	D7/529
D513,590 S *	1/2006	Westphal	.....	D9/504
D528,861 S *	9/2006	Herrera	.....	D7/510
D545,132 S *	6/2007	Bhavnani	.....	D7/536
D553,438 S *	10/2007	Boehm	.....	D7/523
D568,104 S *	5/2008	Bhavnani	.....	D7/523
D569,188 S *	5/2008	Tornqvist	.....	D7/523
D575,987 S *	9/2008	Williams	.....	D7/523
D577,959 S *	10/2008	Sandberg	.....	D7/523
D579,723 S *	11/2008	Williams	.....	D7/511

\* cited by examiner

*Primary Examiner* — Marianne Pandozzi

(74) *Attorney, Agent, or Firm* — Dechert LLP

(57) **CLAIM**

I claim the ornamental design for a drinking glass, as shown and described.

**DESCRIPTION**

FIG. 1 is a perspective view of a drinking glass showing my new design;

FIG. 2 is a front view thereof, the rear view is a mirror image thereof;

FIG. 3 is a left view thereof, the right view being a mirror image thereof;

FIG. 4 is a top plan view thereof;

FIG. 5 is a bottom plan view thereof;

FIG. 6 is a perspective view of a drinking glass showing a second embodiment of my new design;

FIG. 7 is a front view thereof, the rear view is a mirror image thereof;

FIG. 8 is a left view thereof, the right view being a mirror image thereof;

FIG. 9 is a top plan view thereof; and,

FIG. 10 is a bottom plan view thereof.

**1 Claim, 6 Drawing Sheets**

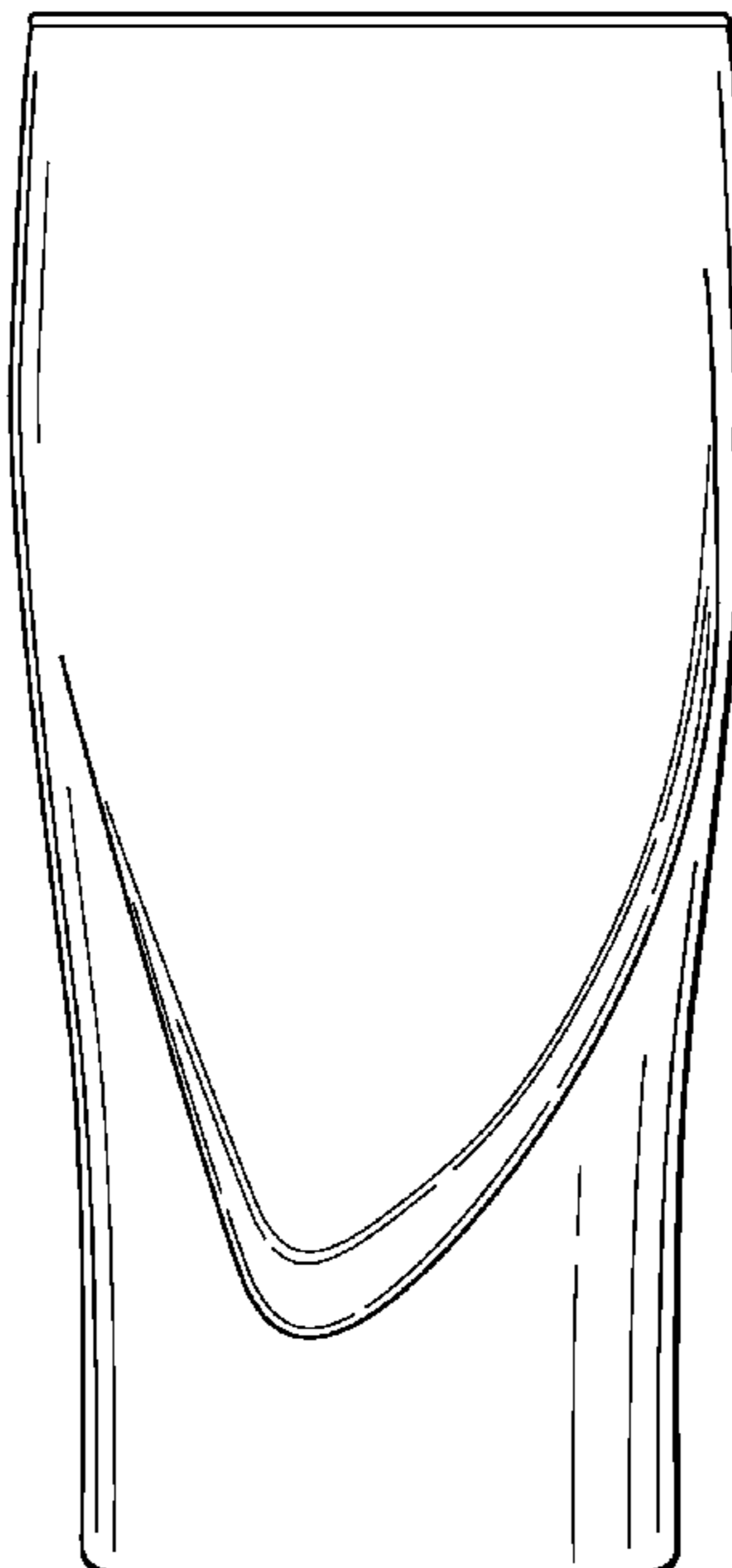




FIG. 1

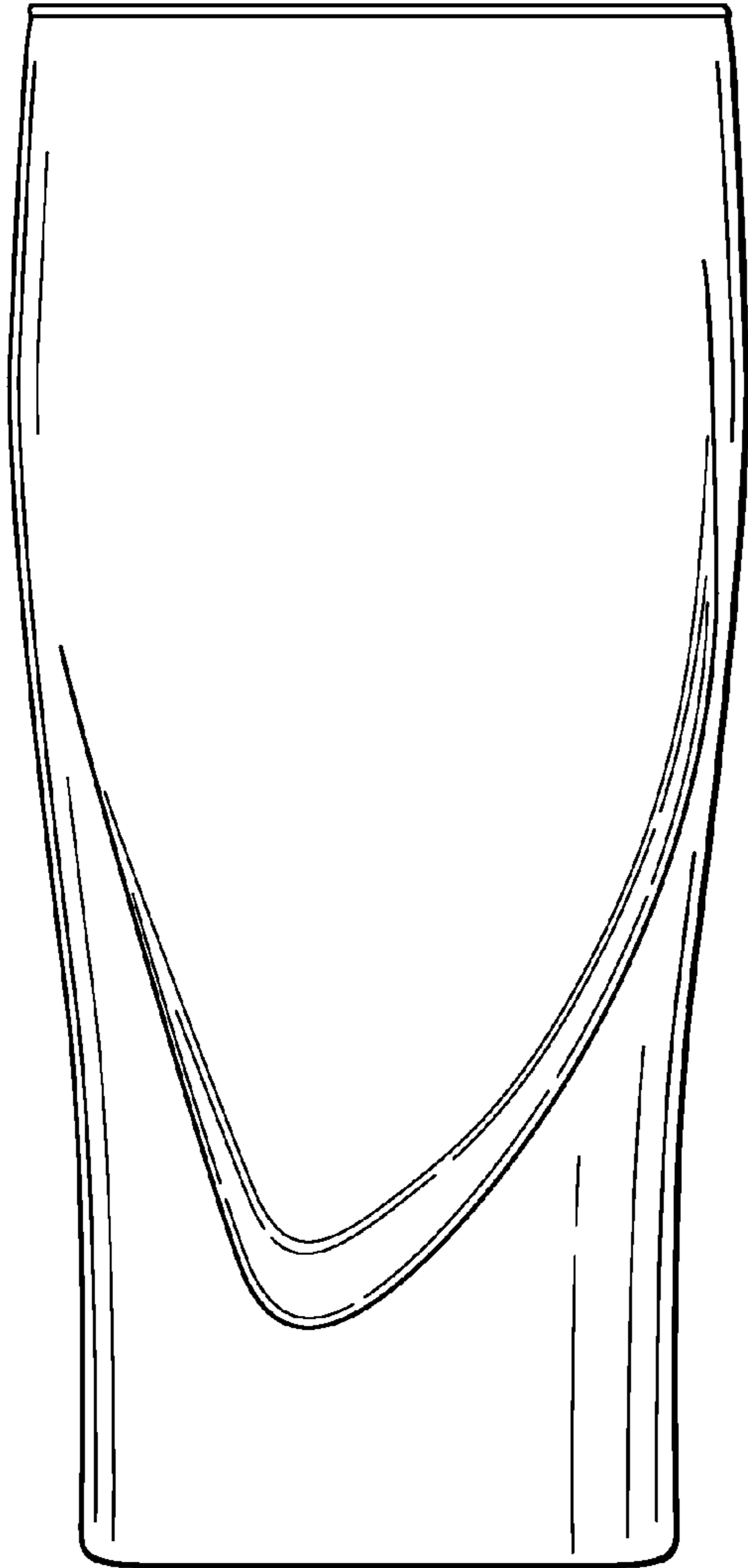


FIG. 2



FIG. 3

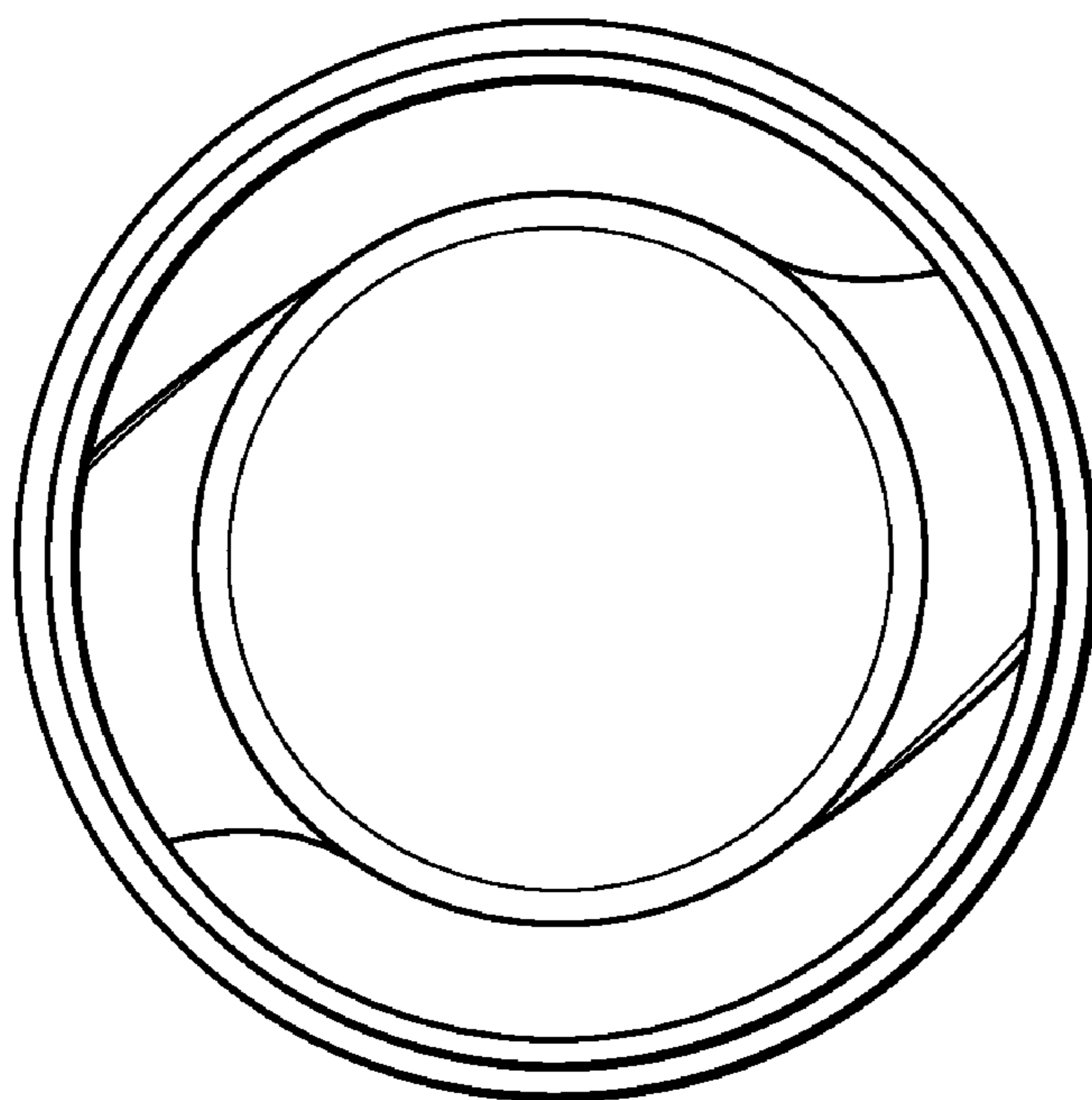


FIG. 4

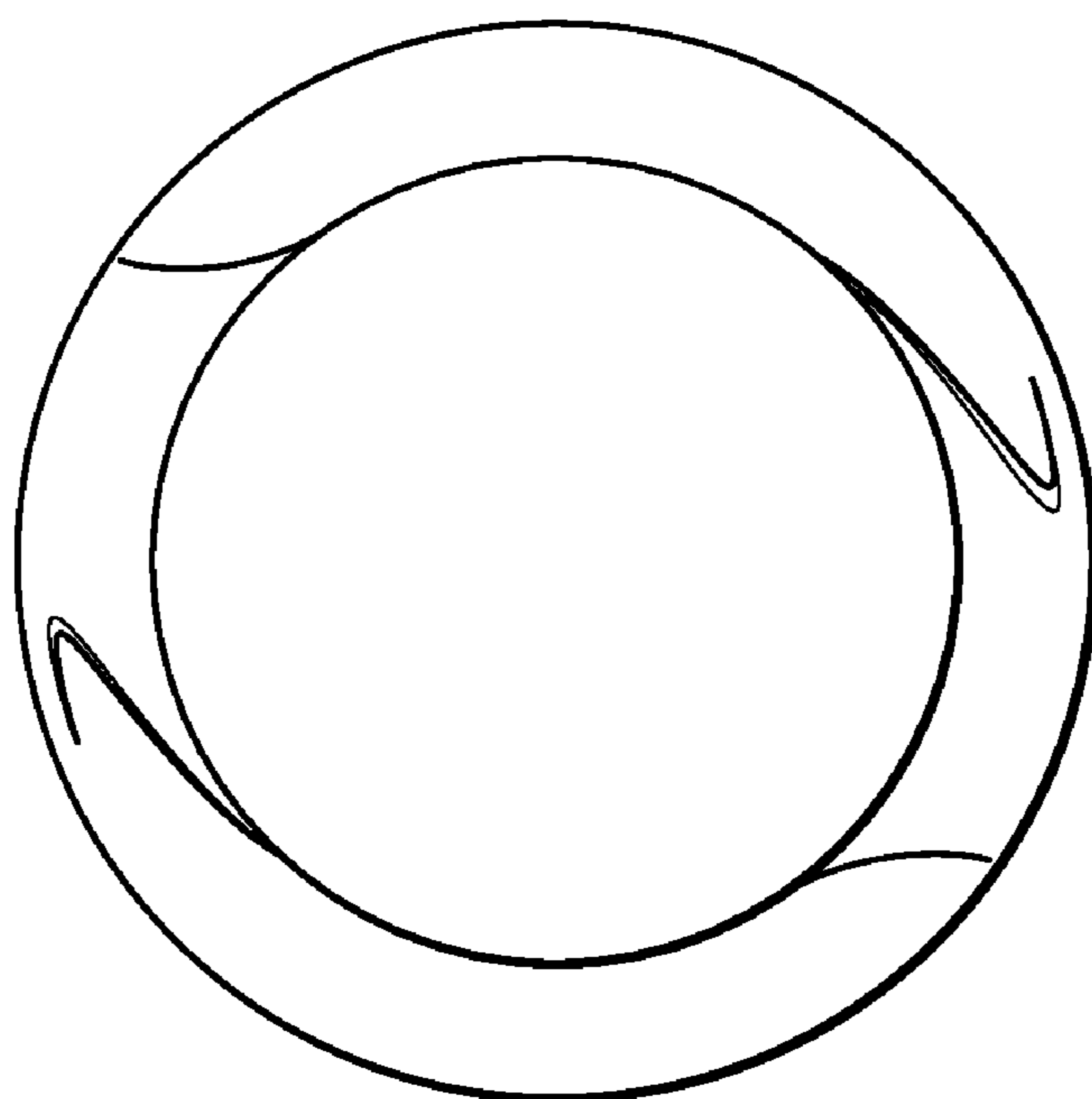


FIG. 5

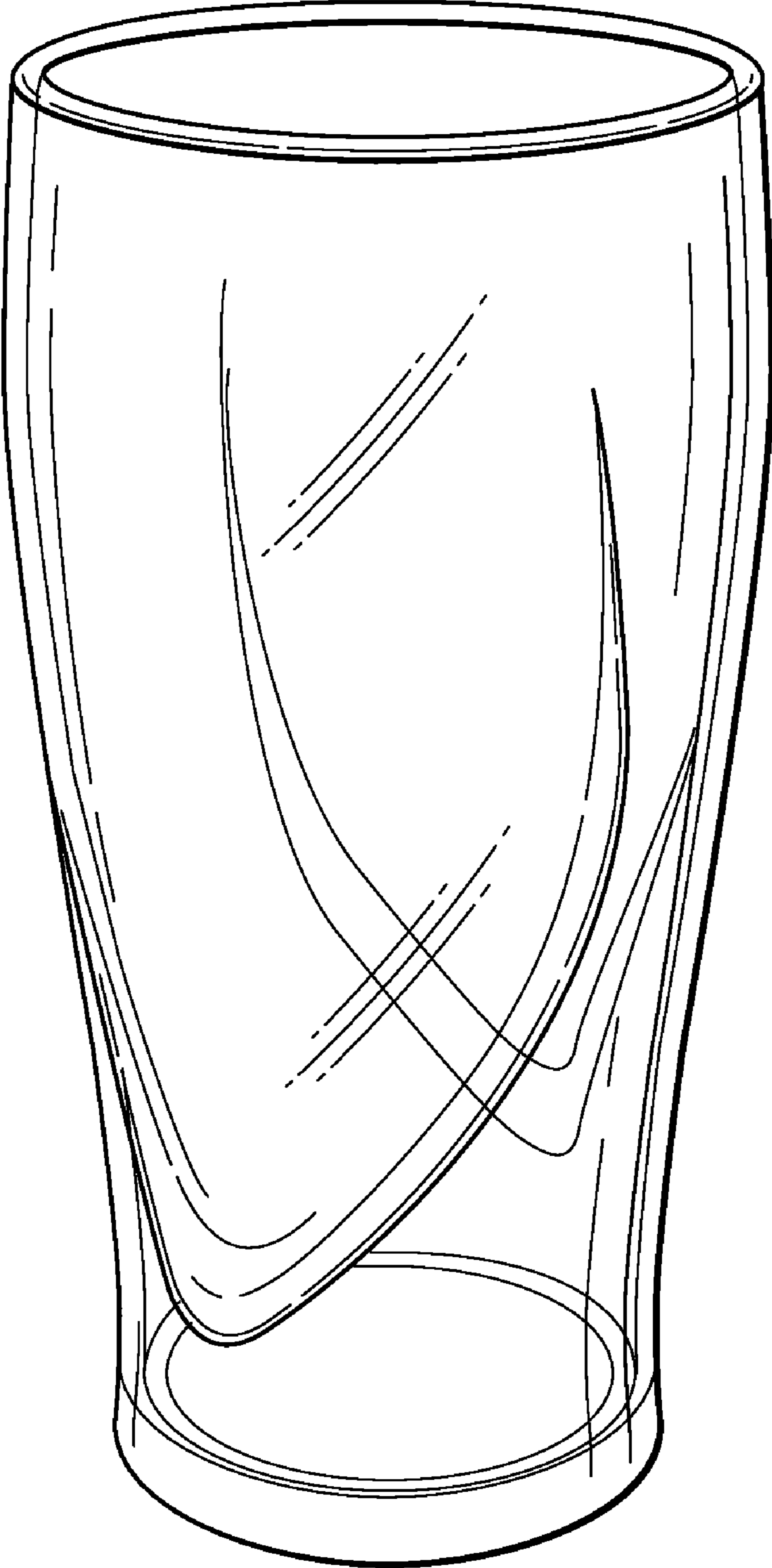


FIG. 6

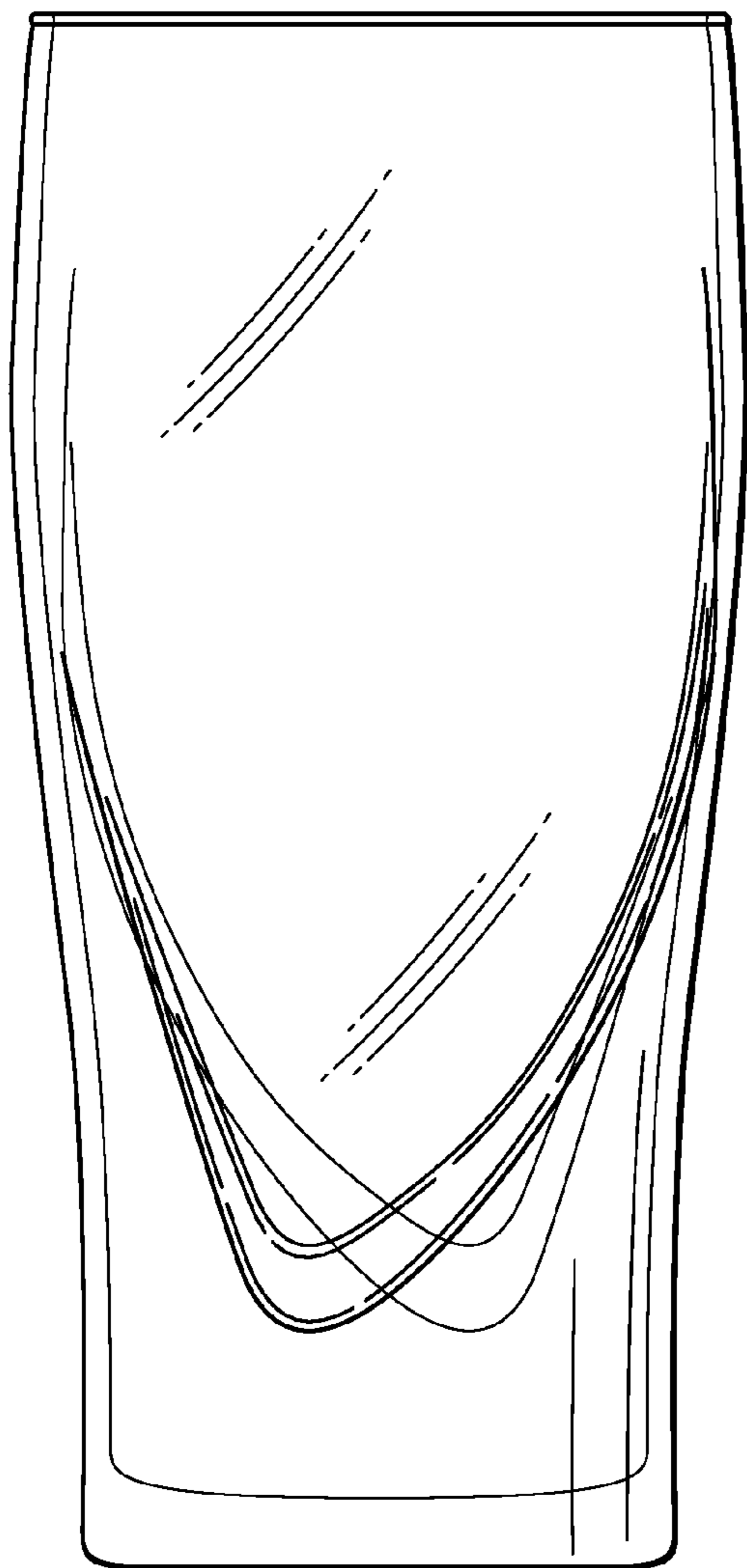


FIG. 7



FIG. 8

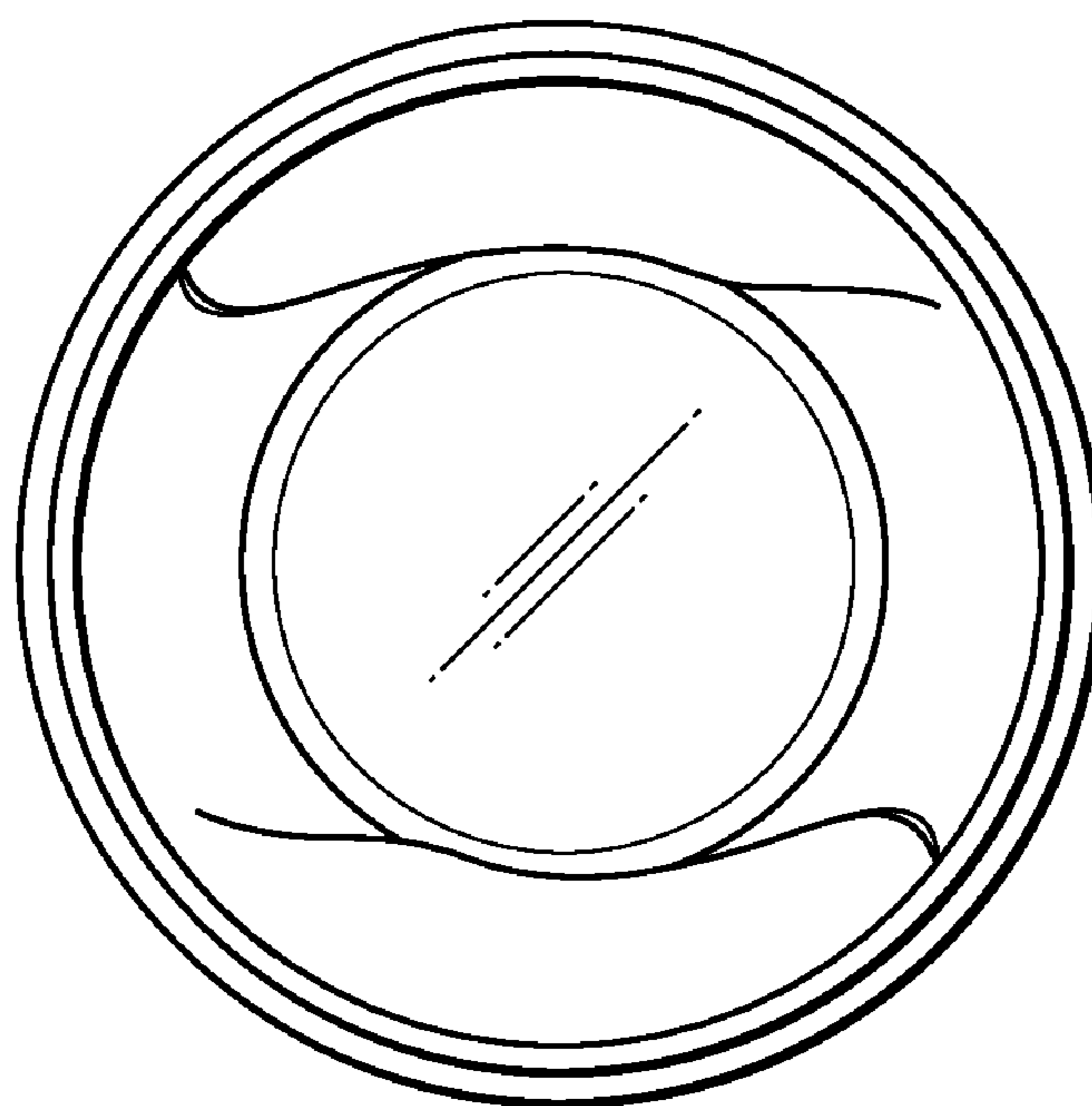


FIG. 9

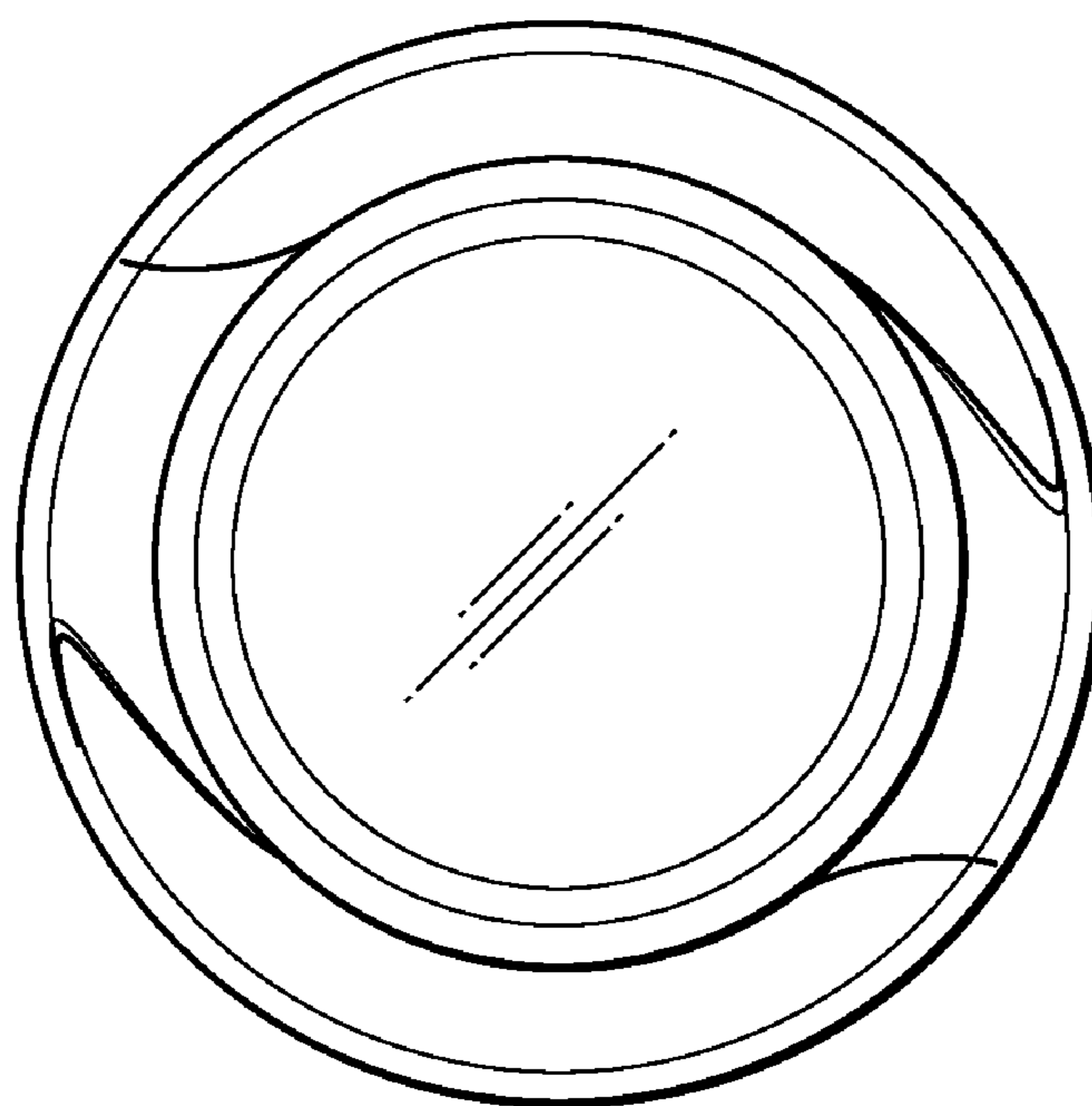


FIG. 10

UNITED STATES PATENT AND TRADEMARK OFFICE  
**CERTIFICATE OF CORRECTION**

PATENT NO. : D639,113 S  
APPLICATION NO. : 29/367506  
DATED : June 7, 2011  
INVENTOR(S) : Peter Hayes

Page 1 of 1

It is certified that error appears in the above-identified patent and that said Letters Patent is hereby corrected as shown below:

Title Page;

In the DESCRIPTION,

The description of FIG. 1 reads: "is a perspective view of a drinking glass showing my new design;".  
It should read: --is a perspective view of a Drinking Glass showing my new design;--.

The description of FIG. 2 reads: "is a front view thereof, the rear view is a mirror image thereof;". It  
should read: --is a front view thereof, the rear view is identical;--.

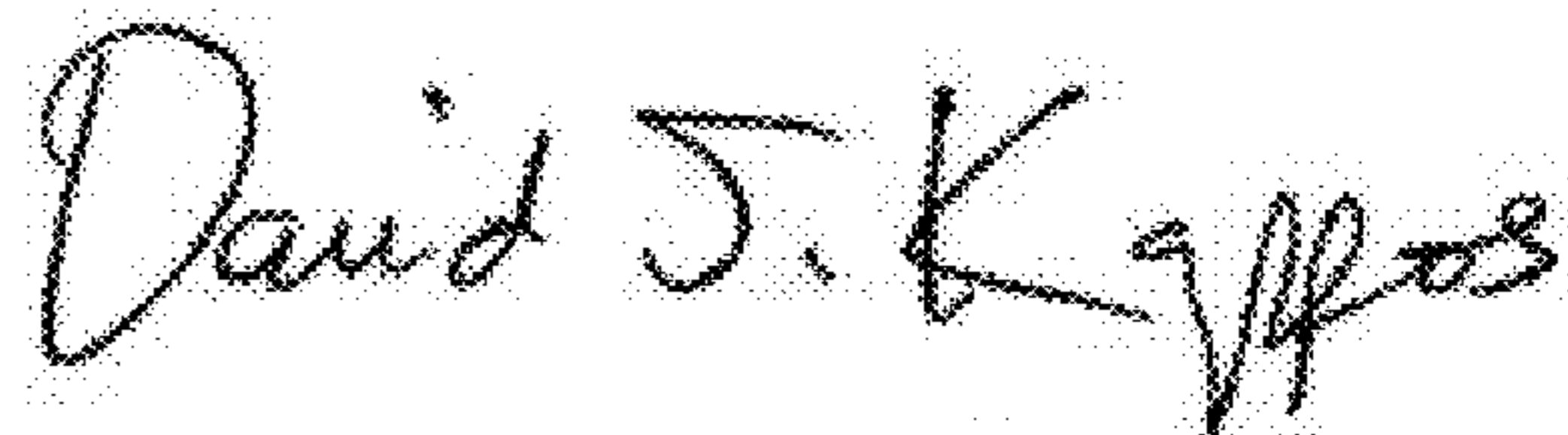
The description of FIG. 3 reads: "is a left view thereof, the right view being a mirror image thereof;".  
It should read: --is a left view thereof, the right view being identical;--.

The description of FIG. 6 reads: "is a perspective view of a drinking glass showing a second  
embodiment of my new design;". It should read: --is a perspective view of a Drinking Glass showing a  
second embodiment of my new design;--.

The description of FIG. 7 reads: "is a front view thereof, the rear view is a mirror image thereof;". It  
should read: --is a front view thereof, the rear view is identical;--.

The description of FIG. 8 reads: "is a left view thereof, the right view being a mirror image thereof;".  
It should read: --is a left view thereof, the right view being identical;--.

Signed and Sealed this  
Twelfth Day of July, 2011



David J. Kappos  
*Director of the United States Patent and Trademark Office*