

US00D639106S

(12) **United States Design Patent**
Ohmae et al.

(10) **Patent No.:** **US D639,106 S**

(45) **Date of Patent:** **** *Jun. 7, 2011**

(54) **MICROWAVE OVEN**

(75) Inventors: **Ken Ohmae**, Shiga (JP); **Hitomi Kibi**,
Shiga (JP); **Haruka Ohno**, Kyoto (JP)

(73) Assignee: **Panasonic Corporation**, Osaka (JP)

(*) Notice: This patent is subject to a terminal dis-
claimer.

(**) Term: **14 Years**

(21) Appl. No.: **29/368,381**

(22) Filed: **Aug. 23, 2010**

(51) **LOC (9) Cl.** **07-02**

(52) **U.S. Cl.** **D7/351**

(58) **Field of Classification Search** D7/350.1,
D7/350.3, 350.4, 351, 405; 219/756, 757,
219/758, 391; 126/19 M, 21 A, 275 E, 275 R;
99/352

See application file for complete search history.

(56) **References Cited**

U.S. PATENT DOCUMENTS

D439,468 S *	3/2001	Kim	D7/351
D442,821 S *	5/2001	Naganuma	D7/351
D478,465 S *	8/2003	Kanza	D7/351
D509,400 S	9/2005	Kanza		

D522,801 S *	6/2006	Lee	D7/351
D545,611 S *	7/2007	Sakata	D7/351
D550,024 S *	9/2007	Jeon et al.	D7/350.1
D562,056 S *	2/2008	Kim	D7/351
D562,057 S *	2/2008	Kim	D7/351
D614,907 S *	5/2010	Sindeaux et al.	D7/351

FOREIGN PATENT DOCUMENTS

CN	200430001318.9	1/2004
JP	D1085378	9/2000
JP	D1151162	8/2002

* cited by examiner

Primary Examiner — Ruth McInroy

(74) *Attorney, Agent, or Firm* — Brinks Hofer Gilson &
Lione

(57) **CLAIM**

We claim the ornamental design for a microwave oven, as
shown and described.

DESCRIPTION

FIG. 1 is a front perspective view of a microwave oven of the
present invention;

FIG. 2 is a front view thereof;

FIG. 3 is a rear view thereof;

FIG. 4 is a first side view thereof;

FIG. 5 is a second side view thereof;

FIG. 6 is a top view thereof; and,

FIG. 7 is a bottom view thereof.

1 Claim, 7 Drawing Sheets

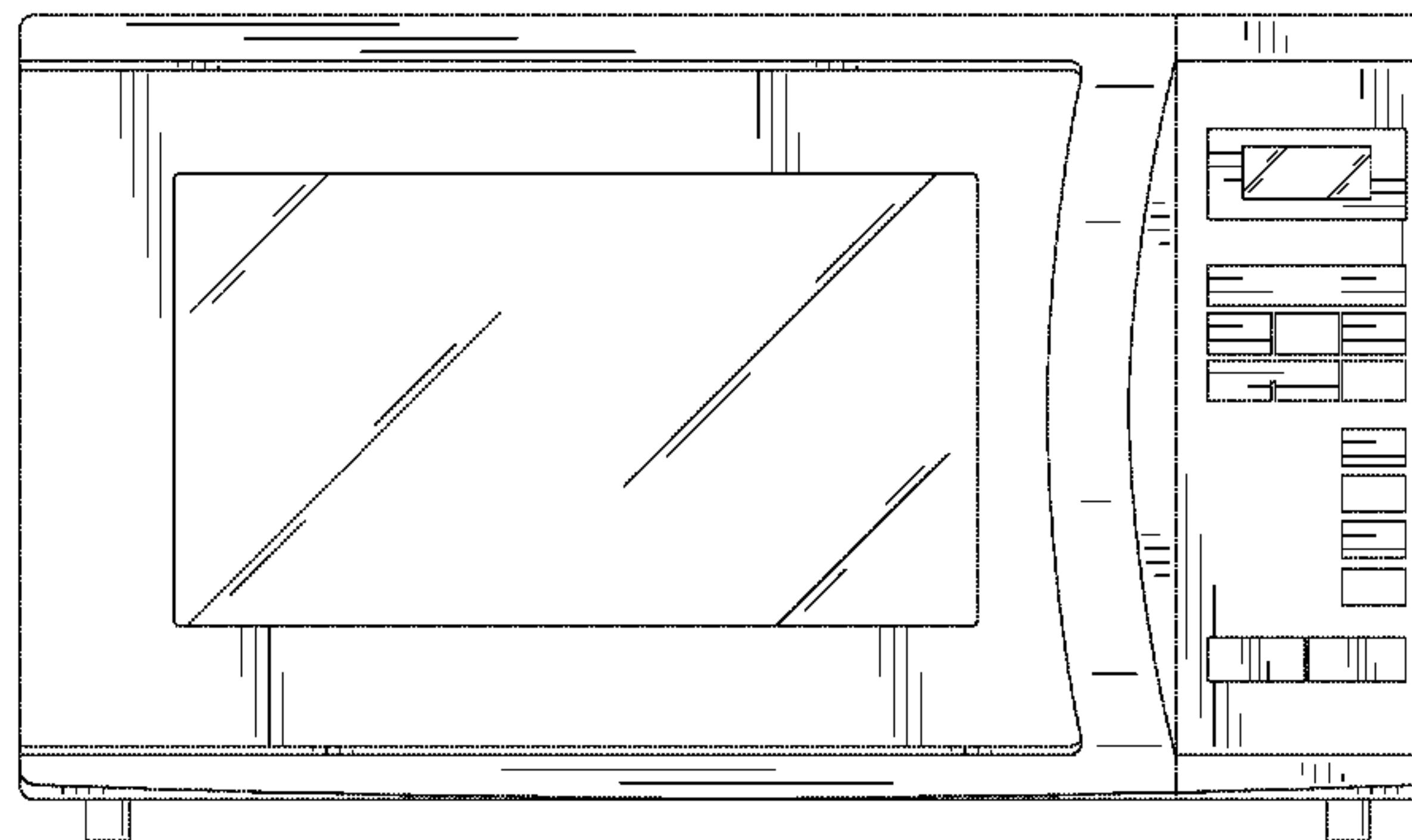
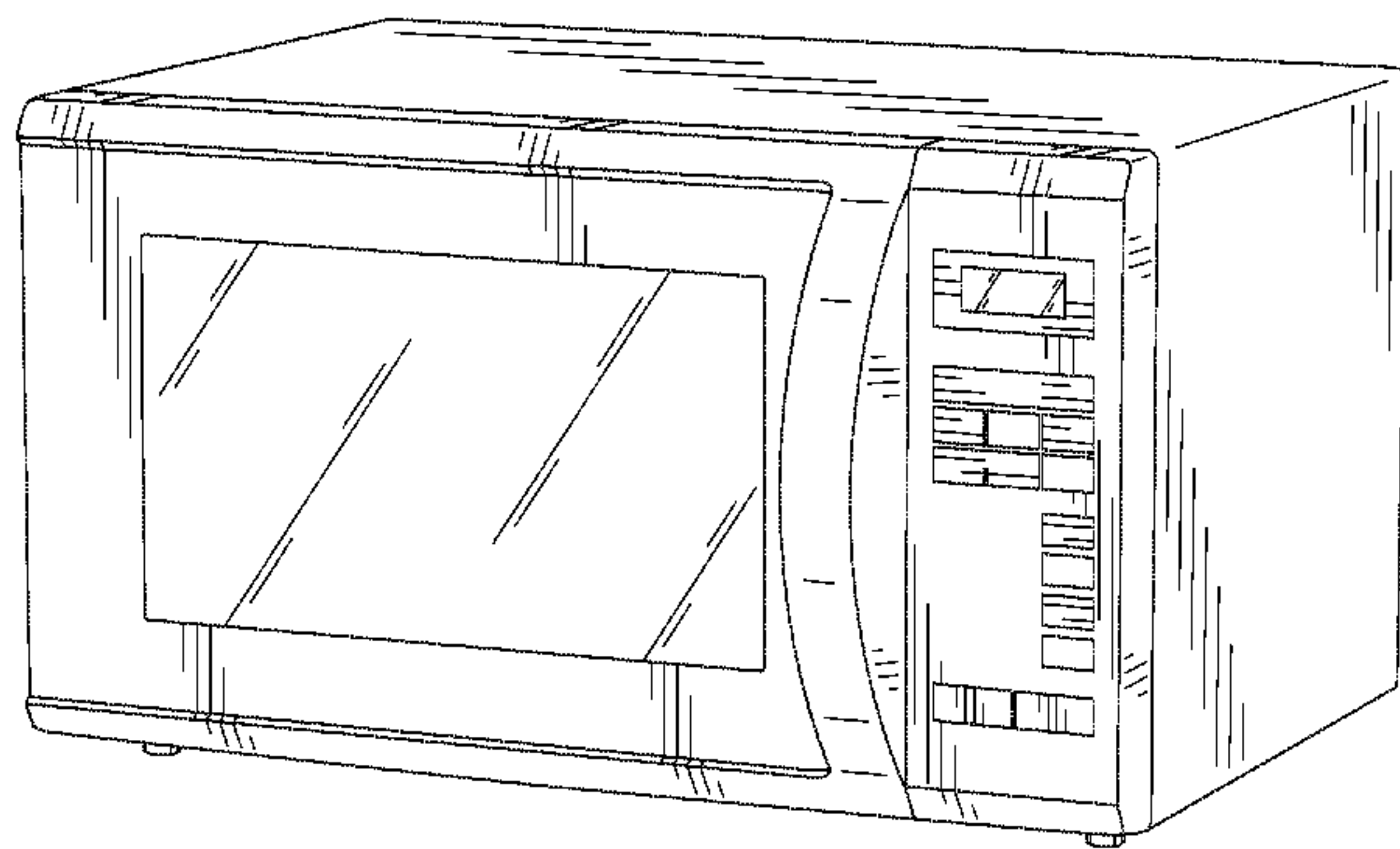


FIG.1



FIG.2

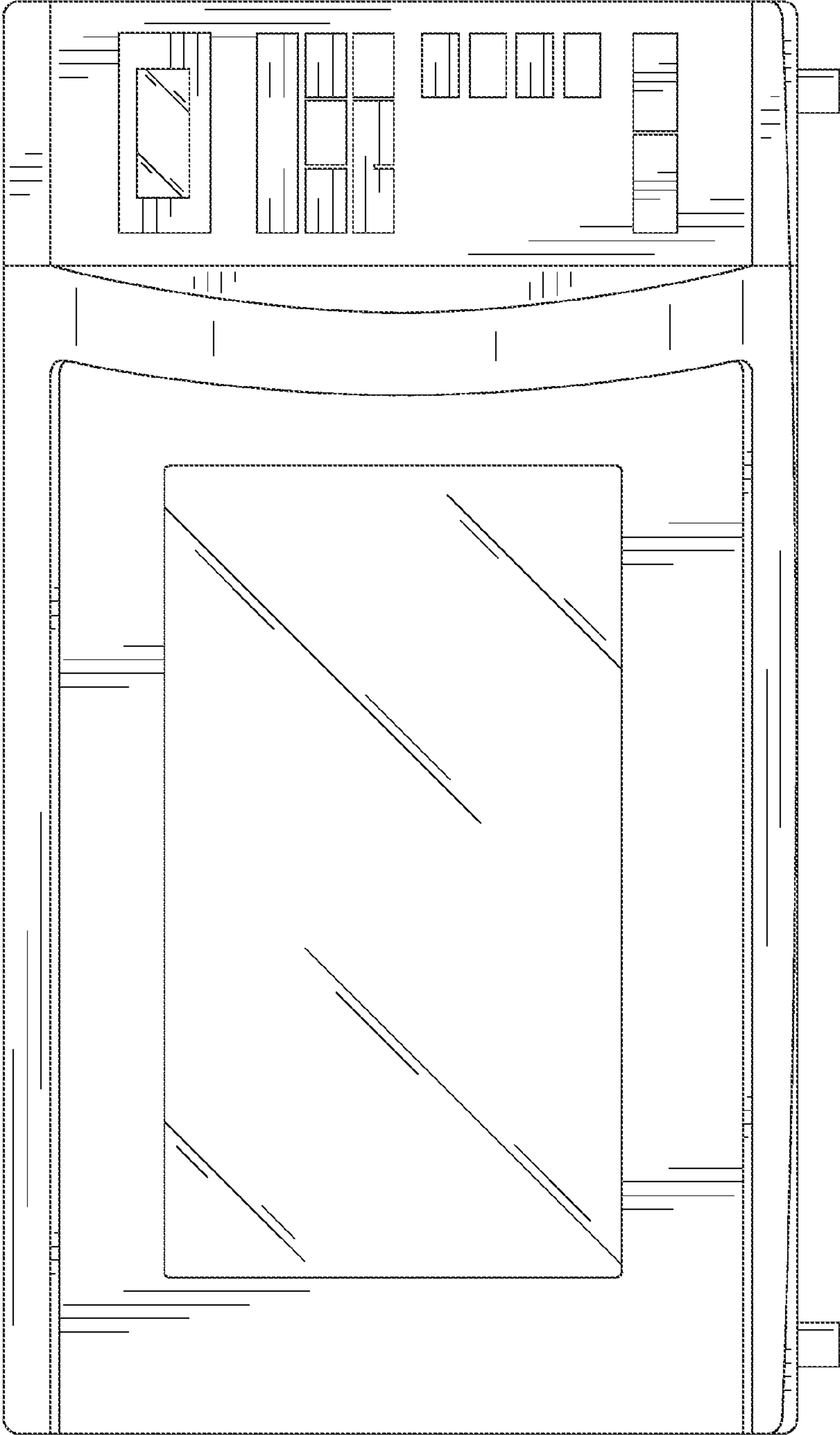


FIG. 3

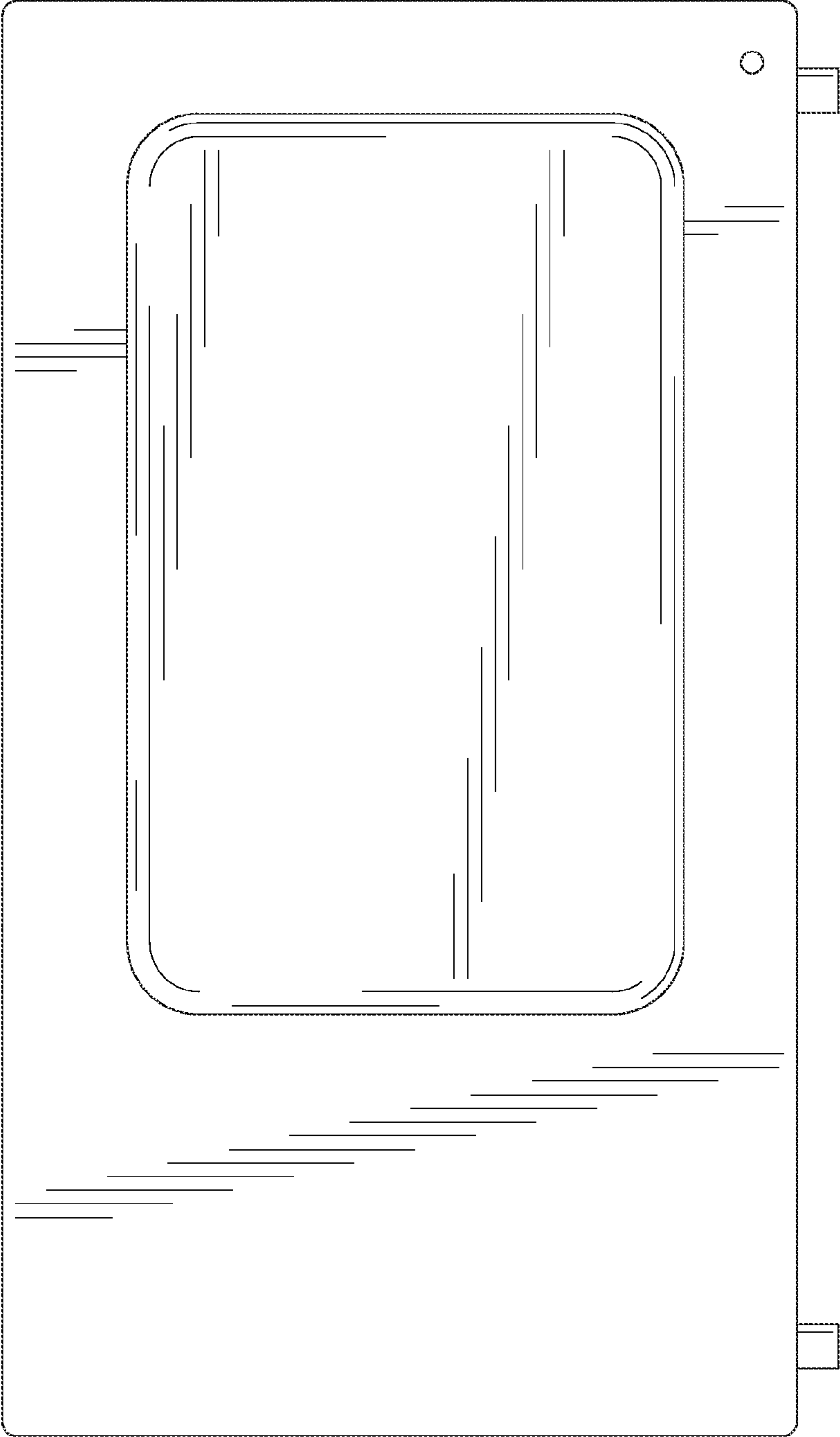


FIG.4




FIG. 5




FIG. 6

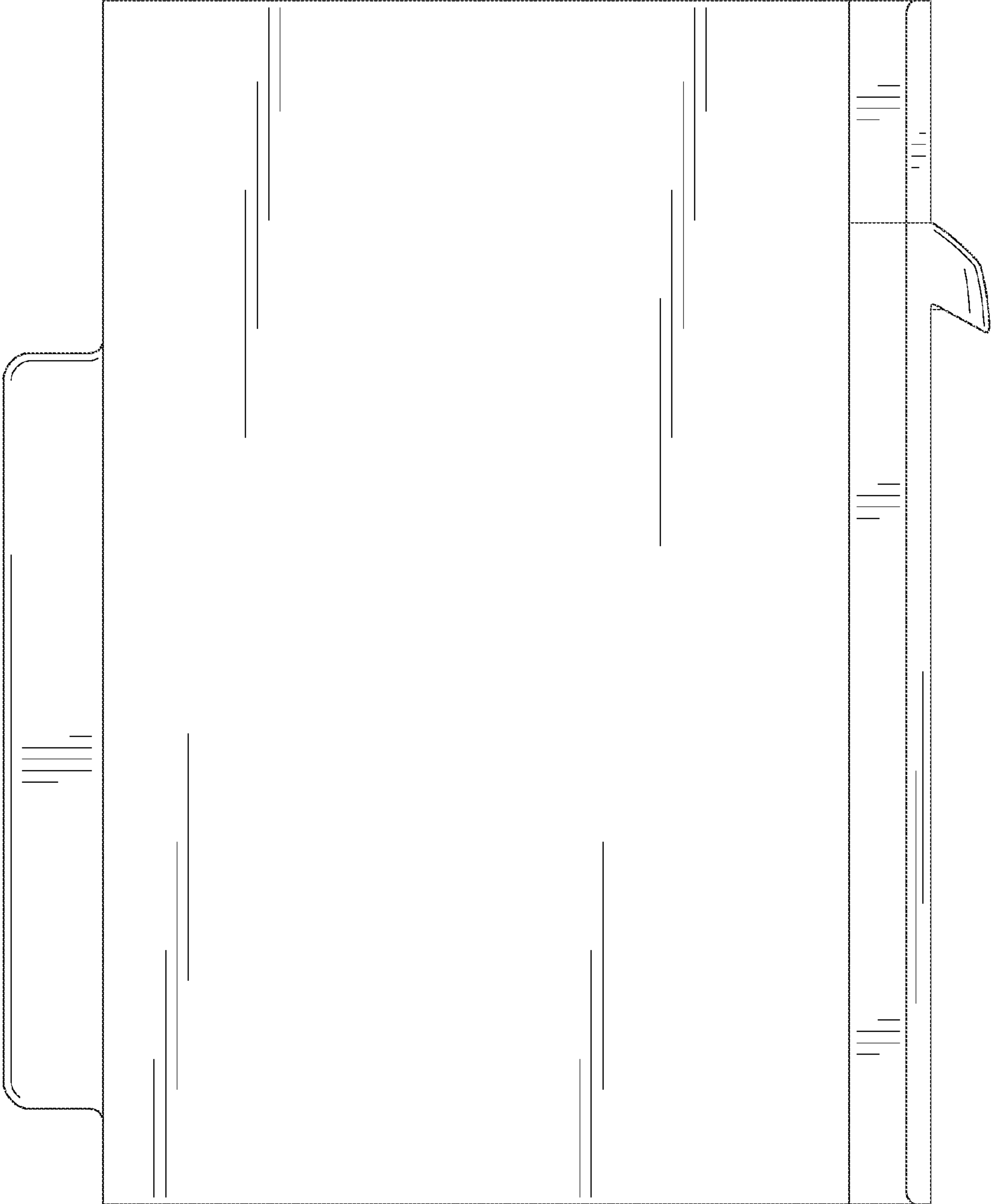


FIG. 7

