



US00D639099S

(12) **United States Design Patent**
Shackleton

(10) **Patent No.:** **US D639,099 S**

(45) **Date of Patent:** **** Jun. 7, 2011**

(54) **CHILD SWADDLE APPARATUS**

(76) Inventor: **Sarah Shackleton**, Los Angeles, CA
(US)

(**) Term: **14 Years**

(21) Appl. No.: **29/368,134**

(22) Filed: **Aug. 18, 2010**

(51) **LOC (9) Cl.** **06-09**

(52) **U.S. Cl.** **D6/598; D6/601**

(58) **Field of Classification Search** D6/598,
D6/601, 595, 596, 604, 333, 603, 907; 5/655,
5/636, 655.9, 657, 648, 630, 654, 655.3,
5/632, 633, 644, 652, 653, 645, 907, 494;
297/219.12; D2/719

See application file for complete search history.

5,400,803	A *	3/1995	Vines	128/872
D393,668	S *	4/1998	Fitzgerald	D21/604
5,933,886	A *	8/1999	Washington	5/494
5,988,744	A *	11/1999	Franchak	297/256.17
6,175,981	B1 *	1/2001	Lizama et al.	5/655
6,343,968	B1 *	2/2002	Louie et al.	446/72
6,499,165	B1 *	12/2002	Morgillo	5/655
6,513,164	B1 *	2/2003	Hearns	2/69.5
7,029,066	B1 *	4/2006	Myers-Jones	297/219.1
7,337,482	B2 *	3/2008	Byrne et al.	5/494
7,346,949	B2 *	3/2008	Kamrin-Balfour	5/655
D571,595	S *	6/2008	Schasteen	D6/598
D585,689	S *	2/2009	Martin	D6/598
7,559,104	B1 *	7/2009	Kahrig	5/655
7,743,442	B2 *	6/2010	Maloney et al.	5/655

* cited by examiner

Primary Examiner — Lucy Lieberman

(74) *Attorney, Agent, or Firm* — Michael N. Cohen; Cohen
IP Law Group, PC

(56) **References Cited**

U.S. PATENT DOCUMENTS

2,961,668	A *	11/1960	Hayes	5/640
3,721,434	A *	3/1973	Spies	5/655
4,538,310	A *	9/1985	Scott	5/655
4,606,087	A *	8/1986	Alivizatos	5/424
D289,820	S *	5/1987	Paik et al.	D2/719
4,712,258	A *	12/1987	Eves	5/424
D294,099	S *	2/1988	Bromberg et al.	D6/611
4,790,042	A *	12/1988	Reich	5/655
D300,681	S *	4/1989	DeMars	D2/719
D305,288	S *	1/1990	Eldridge	D6/598
D305,416	S *	1/1990	Rohrer et al.	D12/133
D309,391	S *	7/1990	King et al.	D6/601
5,233,714	A *	8/1993	De Bell Daniel	5/655
D342,855	S *	1/1994	Butler, II	D6/596
D348,169	S *	6/1994	Keller	D6/598

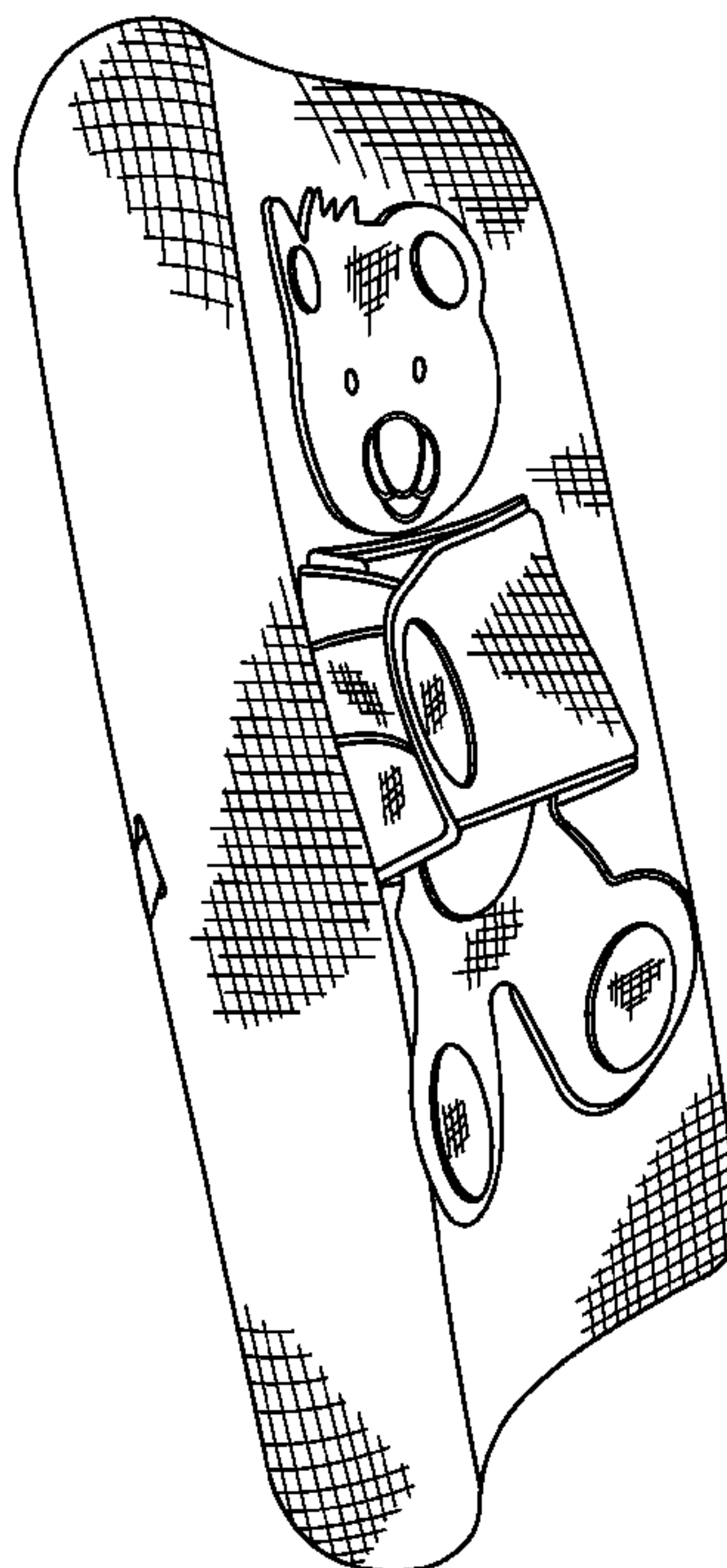
(57) **CLAIM**

I claim the ornamental design for a child swaddle apparatus,
as shown and described.

DESCRIPTION

FIG. 1 is a side perspective view of a child swaddle apparatus;
FIG. 2 is a front view of FIG. 1;
FIG. 3 is a rear view of FIG. 1;
FIG. 4 is a side view of FIG. 1; and,
FIG. 5 is a bottom perspective view of FIG. 1.
The buckle and straps that are shown in broken lines in FIG.
3 are for illustrative purposes only and do not form part of the
claimed design.

1 Claim, 5 Drawing Sheets



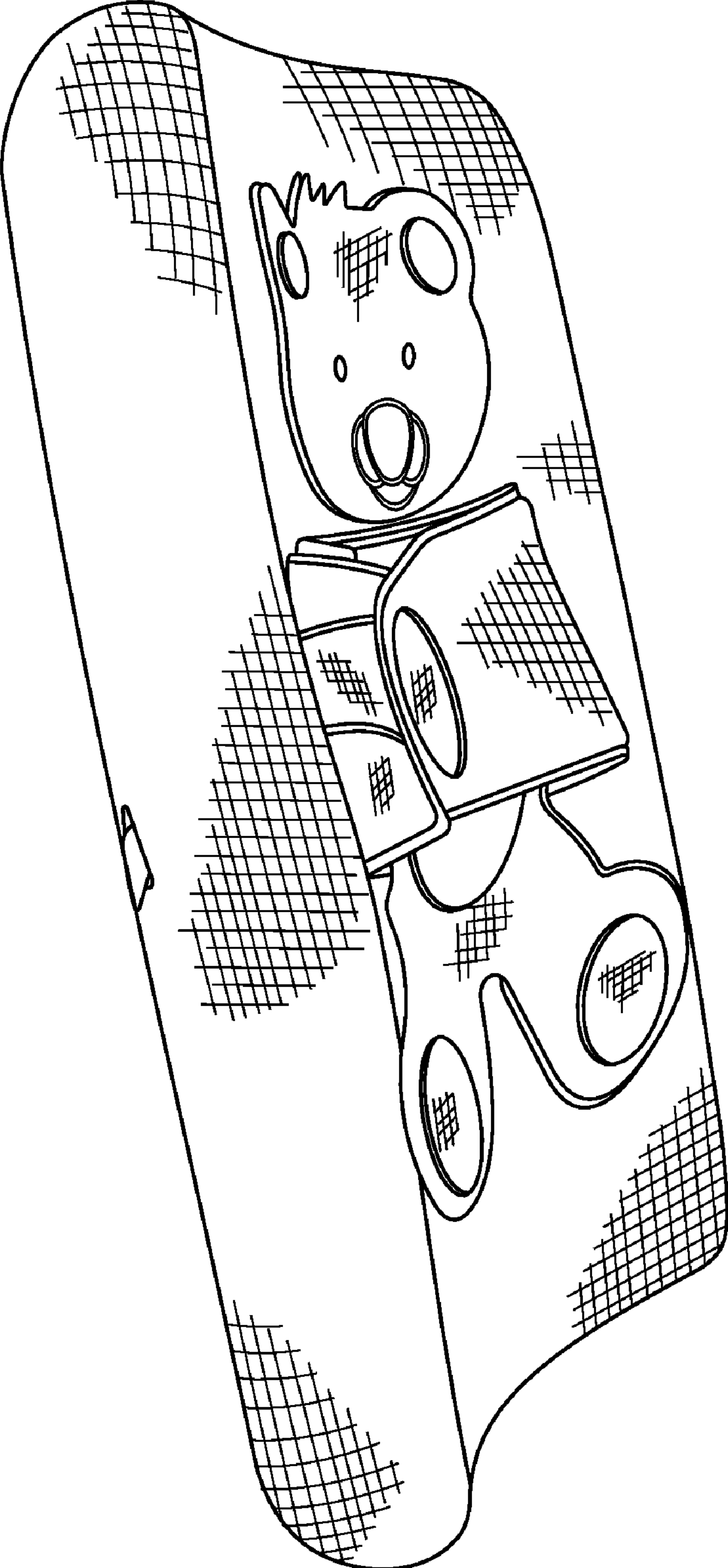


FIG. 1

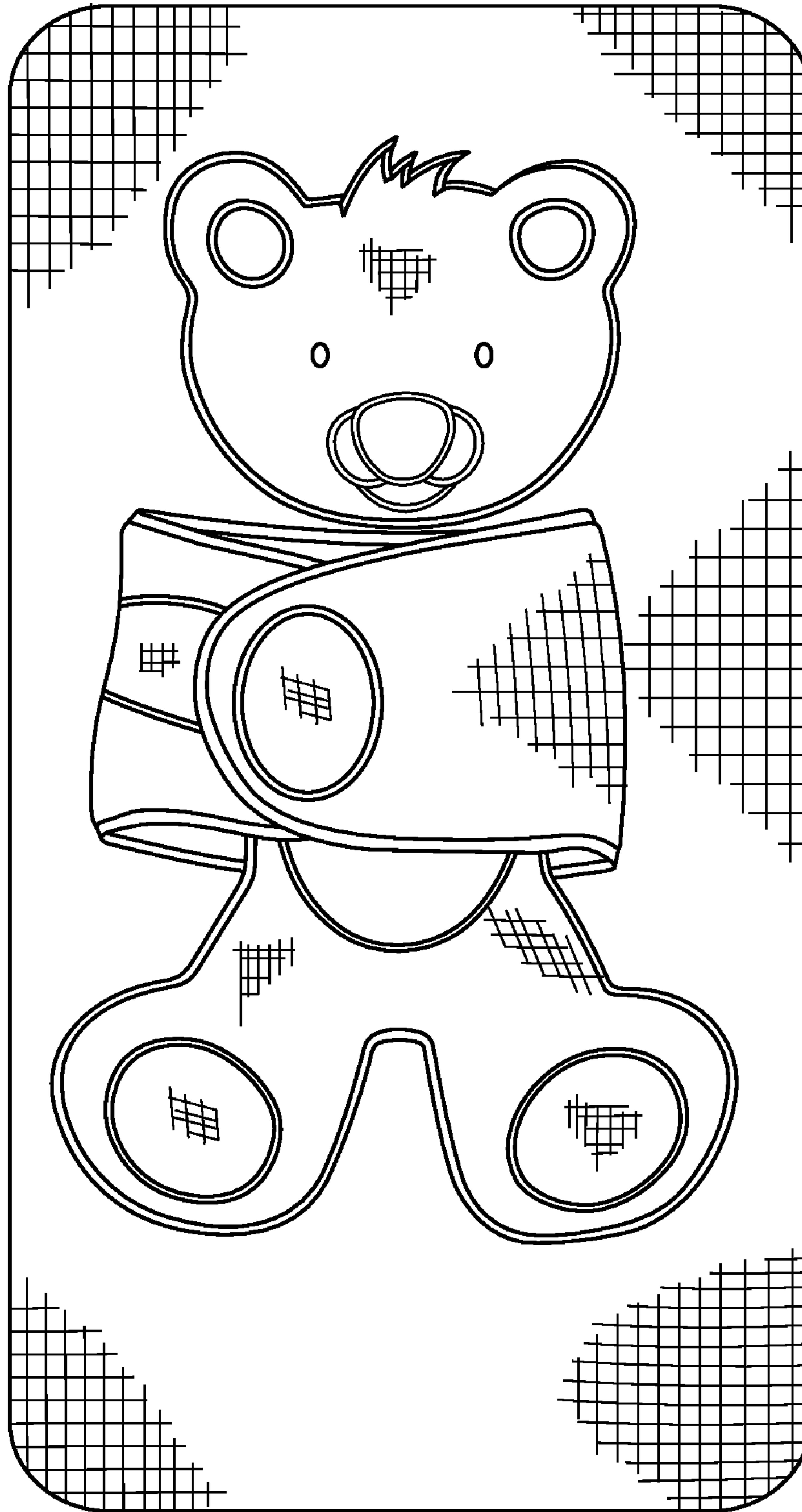


FIG. 2

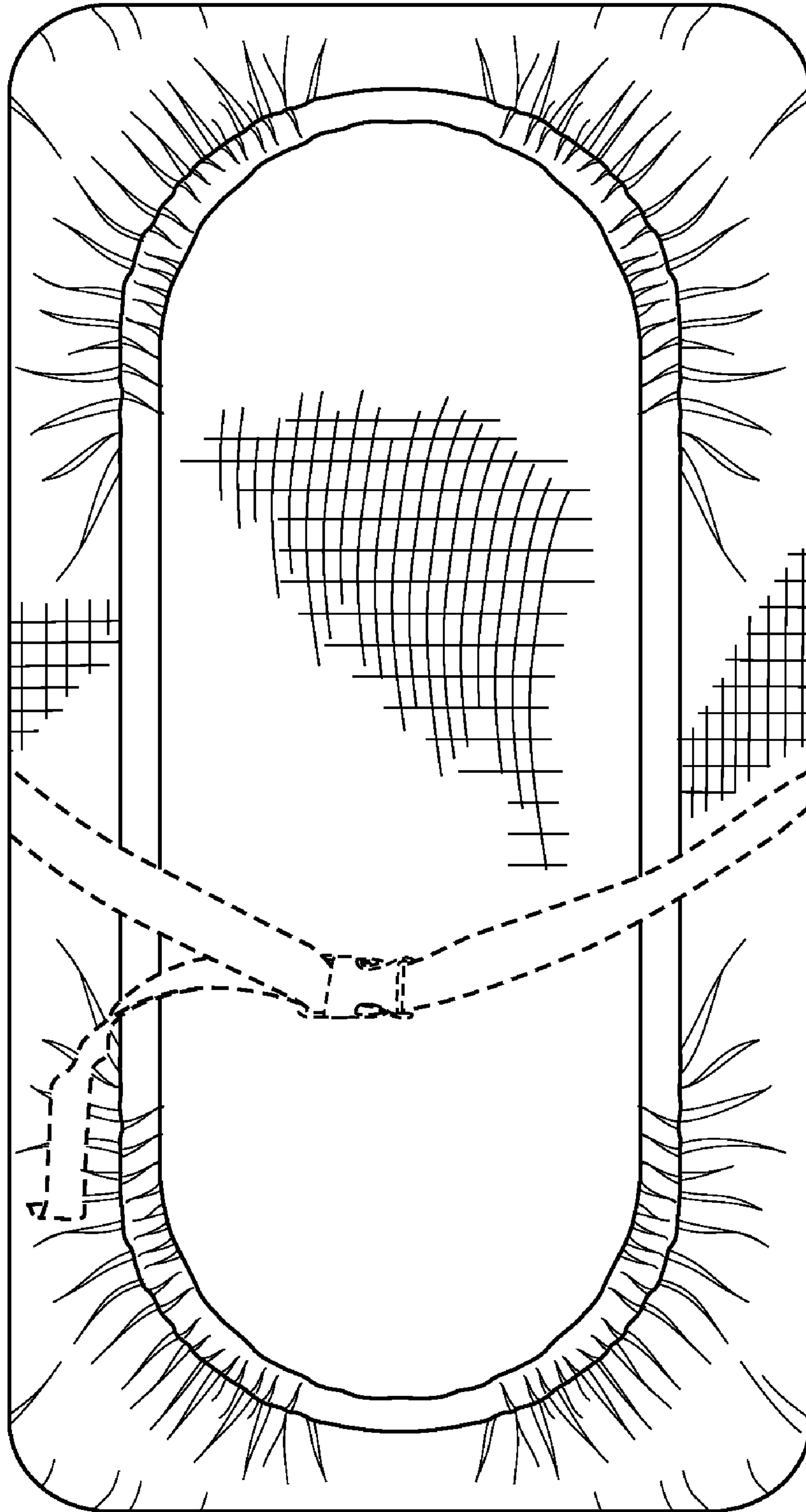


FIG. 3

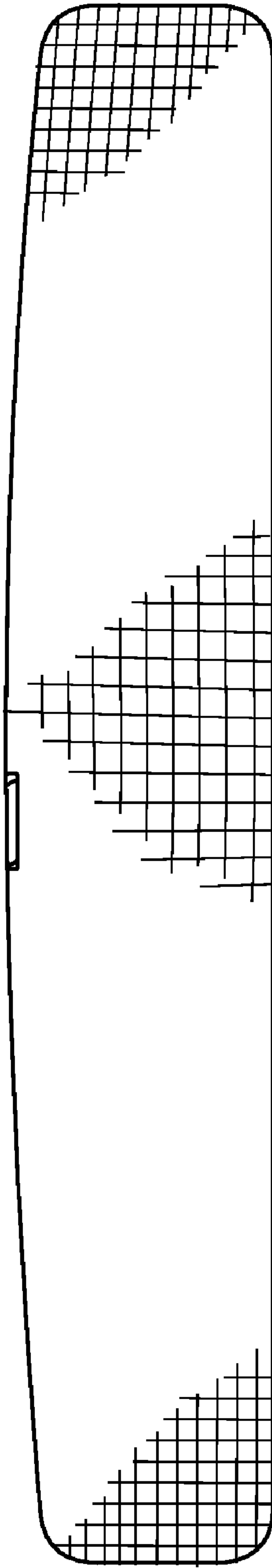


FIG. 4

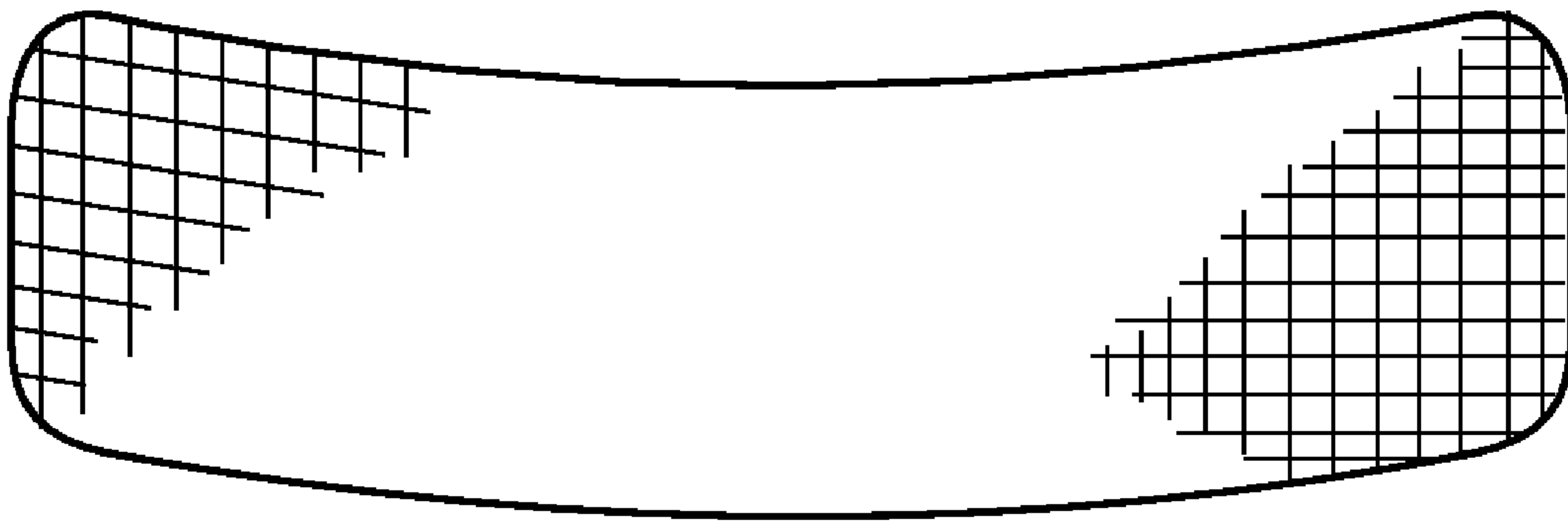


FIG. 5