



US00D639090S

(12) **United States Design Patent**
Najarian

(10) **Patent No.:** **US D639,090 S**

(45) **Date of Patent:** **** Jun. 7, 2011**

(54) **TABLE**

(76) Inventor: **Michael Najarian**, City of Industry, CA (US)

(**) Term: **14 Years**

(21) Appl. No.: **29/341,213**

(22) Filed: **Jul. 31, 2009**

(51) **LOC (9) Cl.** **06-03**

(52) **U.S. Cl.** **D6/484**

(58) **Field of Classification Search** D6/480-489,
D6/511, 495-499, 429-431; 108/150, 152,
108/153.1, 157.1, 161; 248/188, 188.1, 188.7,
248/188.8

See application file for complete search history.

(56) **References Cited**

U.S. PATENT DOCUMENTS

2,614,013	A *	10/1952	Langius	108/69
D295,815	S *	5/1988	Beall, Jr.	D6/430
D335,055	S *	4/1993	Game	D6/486
D502,617	S *	3/2005	Chang	D6/480
D503,298	S *	3/2005	Juneau	D6/480
D604,965	S *	12/2009	Gilad et al.	D6/484

* cited by examiner

Primary Examiner — Janice E Seeger

(74) *Attorney, Agent, or Firm* — Sandra P. Thompson; Buchalter Nemer

(57) **CLAIM**

The ornamental design for a table, as shown and described.

DESCRIPTION

FIG. 1 is a front angled perspective view showing the table of the present application;

FIG. 2 is a front view thereof;

FIG. 3 is a right side view thereof;

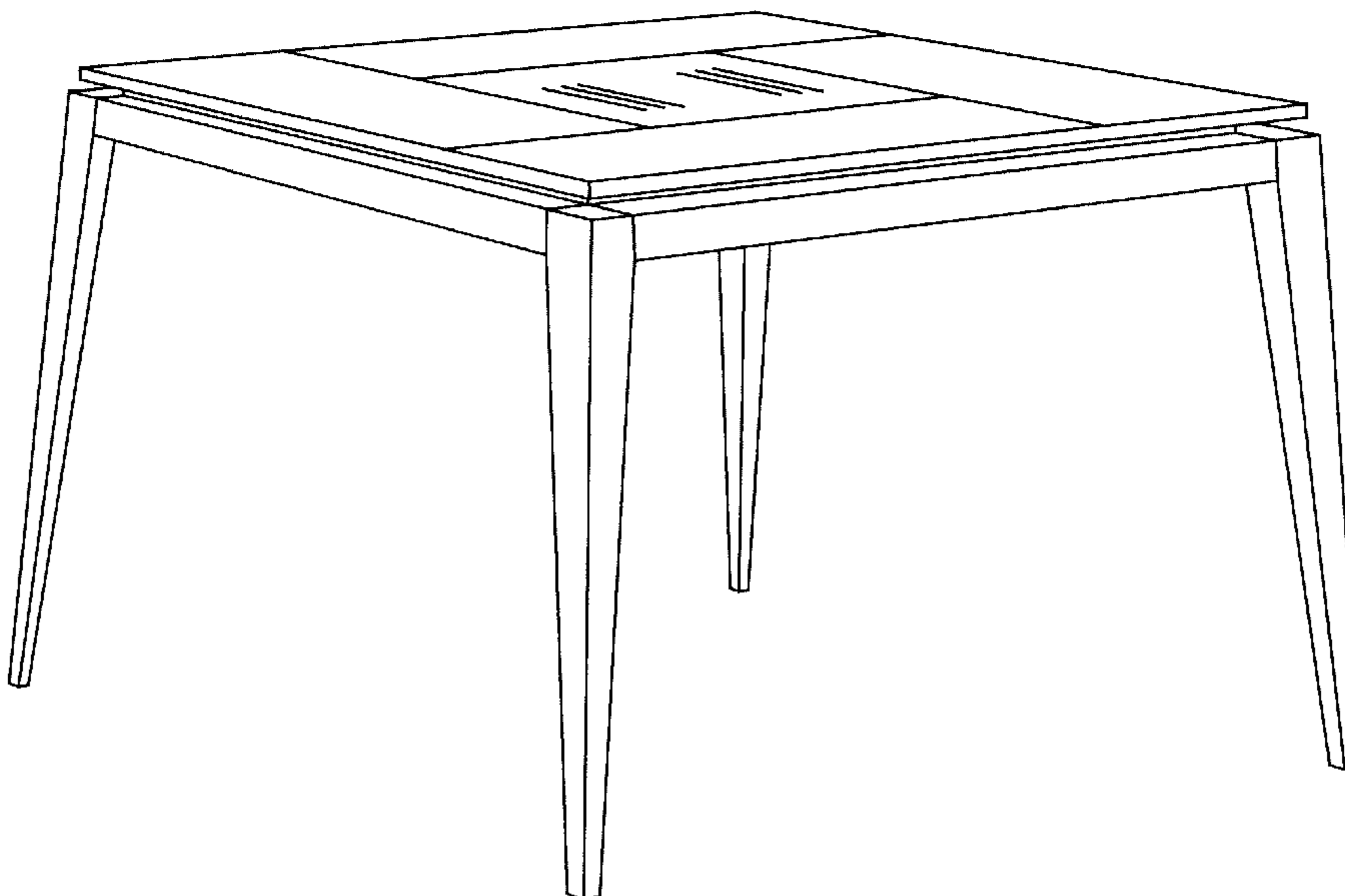

FIG. 4 is a perspective view above the table of the present application;

FIG. 5 is a front angled perspective view showing a second embodiment of the table of the present application;

FIG. 6 is a front view thereof; and,

FIG. 7 is a perspective view above the table of the present application.

1 Claim, 7 Drawing Sheets






FIG. 1




FIG. 2




FIG. 3

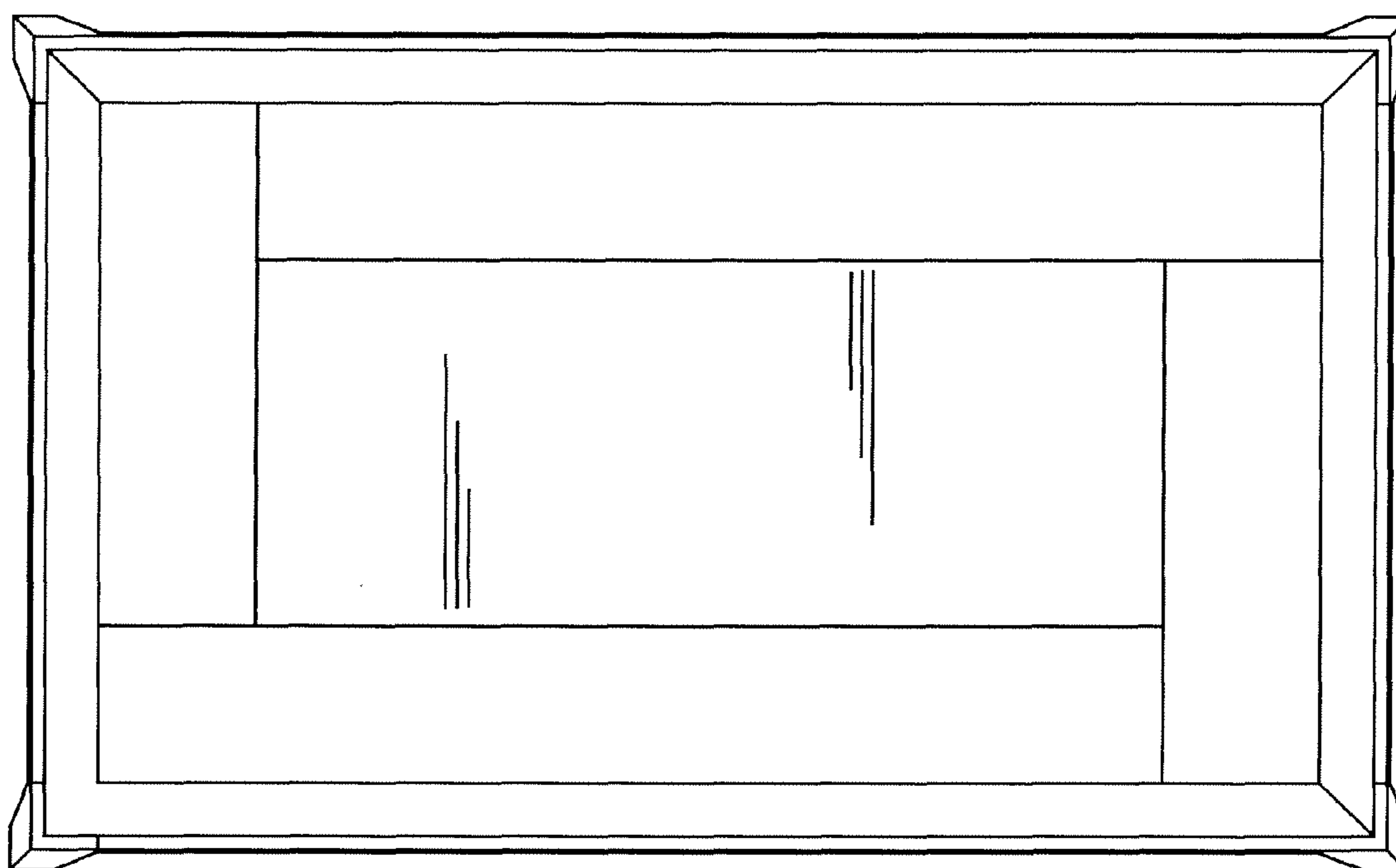


FIG. 4




FIG. 5




FIG. 6

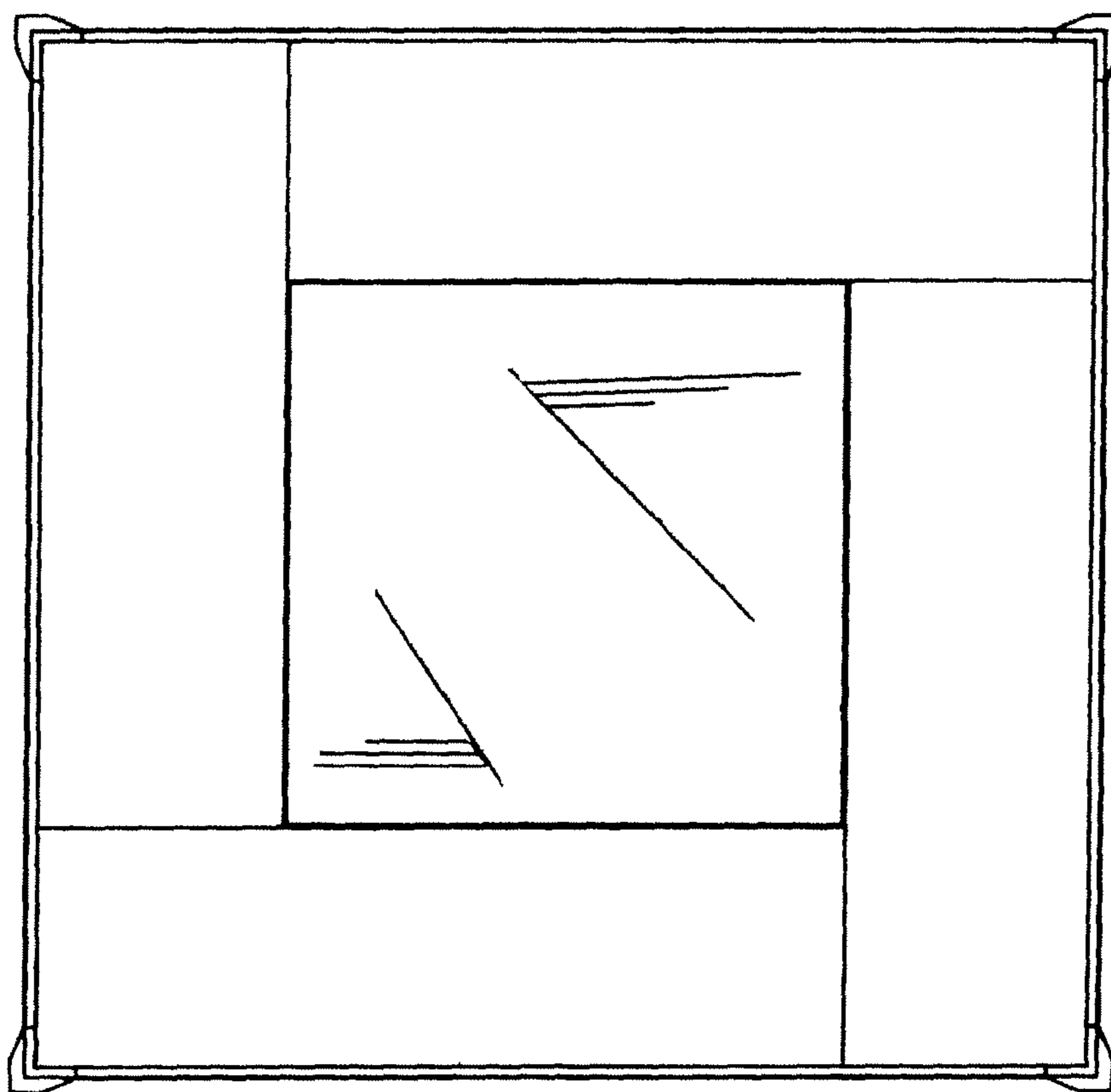


FIG. 7