



US00D639066S

(12) **United States Design Patent**
Reisenthel

(10) **Patent No.:** **US D639,066 S**

(45) **Date of Patent:** **** *Jun. 7, 2011**

(54) **CONTAINER**

(76) **Inventor:** **Peter Reisenthel**, Gilching (DE)

(*) **Notice:** This patent is subject to a terminal disclaimer.

(**) **Term:** **14 Years**

(21) **Appl. No.:** **29/333,329**

(22) **Filed:** **Mar. 6, 2009**

(30) **Foreign Application Priority Data**

Sep. 8, 2008 (EM) 000999131-0001

(51) **LOC (9) Cl.** **03-01**

(52) **U.S. Cl.** **D3/305**

(58) **Field of Classification Search** D3/304-315;
206/215, 307.1, 555, 661, 509, 505, 822;
220/6, 485, 486, 487, 4.28, 4.26, 676, 9.2,
220/9.3; D32/37

See application file for complete search history.

(56) **References Cited**

U.S. PATENT DOCUMENTS

2,150,620 A * 3/1939 Frost 220/9.2
3,319,684 A * 5/1967 Calhoun 604/326
3,865,269 A * 2/1975 Coleman 220/6
4,630,746 A * 12/1986 Fortenberry 220/6
6,102,569 A * 8/2000 Wang 383/104

6,149,025 A * 11/2000 Wang 220/6
6,315,143 B1 * 11/2001 Dotts 220/9.2
6,669,045 B2 * 12/2003 Wang 220/9.2
D487,347 S * 3/2004 Felsenthal D3/305
6,920,993 B2 * 7/2005 Sheng-Bin 220/6
6,923,516 B2 * 8/2005 Sheng-Bin 312/258
7,011,224 B2 * 3/2006 Sheng-Bin 220/6
D519,280 S * 4/2006 Kellogg et al. D3/305
7,083,061 B2 * 8/2006 Spindel et al. 220/6
D536,872 S * 2/2007 Kellogg et al. D3/305
D547,950 S * 8/2007 Kellogg et al. D3/305
D551,452 S * 9/2007 Kellogg et al. D3/304
D555,905 S * 11/2007 Kellogg et al. D3/305

* cited by examiner

Primary Examiner — Robert M Spear

Assistant Examiner — Rashida C McCoy

(74) *Attorney, Agent, or Firm* — Mayback & Hoffman, P.A.;
Gregory L. Mayback; Katie M. Blakley

(57) **CLAIM**

The ornamental design for a container, as shown and described.

DESCRIPTION

FIG. 1 is a top plan view of a container according to the invention;


FIG. 2 is a bottom plan view of the container of FIG. 1;

FIG. 3 is a side plan view of the container of FIG. 1;

FIG. 4 is a front plan view of the container of FIG. 1; and,

FIG. 5 is a perspective view of the container of FIG. 1 from an upper corner thereof.

1 Claim, 3 Drawing Sheets






FIG. 1




FIG. 2




FIG. 3




FIG. 4




FIG. 5