



US00D639064S

(12) **United States Design Patent**  
**Raible**

(10) **Patent No.:** **US D639,064 S**  
(45) **Date of Patent:** **\*\* Jun. 7, 2011**

(54) **EXPANDABLE/COMPRESSIBLE PACKING BOX**

**DESCRIPTION**

(76) Inventor: **Margaret M. Raible**, Benicia, CA (US)

(\*\*) Term: **14 Years**

(21) Appl. No.: **29/363,148**

(22) Filed: **Jun. 4, 2010**

(51) **LOC (9) Cl.** ..... **03-01**

(52) **U.S. Cl.** ..... **D3/301**

(58) **Field of Classification Search** ..... D3/301,  
D3/272-273, 279, 286, 289; 206/315.11,  
206/508, 526

See application file for complete search history.

(56) **References Cited**

**U.S. PATENT DOCUMENTS**

2,018,551 A *	10/1935	Freling	.....	190/127
2,218,666 A *	10/1940	Tamoschat	.....	150/119
D306,234 S *	2/1990	Ferstl	.....	D19/75
D412,786 S *	8/1999	Killinger	.....	D3/273
D565,298 S *	4/2008	Braun	.....	D3/273

\* cited by examiner

*Primary Examiner* — Holly Baynham

(74) *Attorney, Agent, or Firm* — Charles L. Thoeming

(57) **CLAIM**

The ornamental design for an expandable/compressible packing box, as shown and described.

FIG. 1 is a perspective view from above of an expandable/compressible packing box showing my new design in a collapsed position.

FIG. 2 is a top view of an expandable/compressible packing box showing my new design.

FIG. 3 is a front view of the expandable/compressible packing box of FIG. 1 showing my new design.

FIG. 4 is a right side view of the expandable/compressible packing box of FIG. 1 showing my new design; a left side view of the expandable/compressible packing box of FIG. 1 showing my new design is the mirror image of FIG. 4.

FIG. 5 is a rear view of the expandable/compressible packing box of FIG. 1 showing my new design.

FIG. 6 is a bottom view of an expandable/compressible packing box showing my new design.

FIG. 7 is a front view of an expandable/compressible packing box showing my new design in an expanded position.

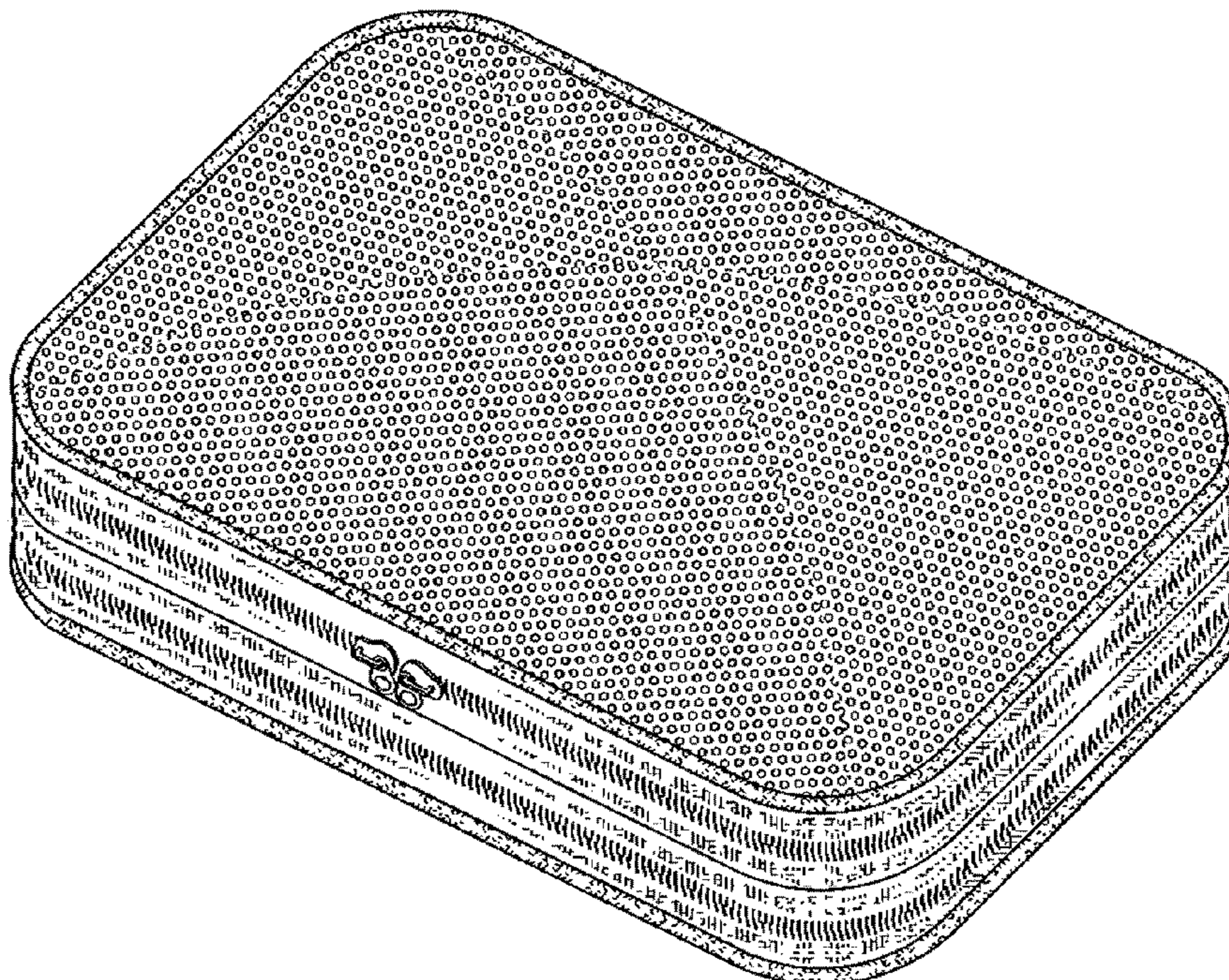
FIG. 8 is a right side view of an expandable/compressible packing box showing my new design in an expanded position; a left side view of an expandable/compressible packing box showing my new design in an expanded position is the mirror image of FIG. 8.

FIG. 9 is a rear view of an expandable/compressible packing box showing my new design in an expanded position; and,

FIG. 10 is a perspective open view from above of an expandable/compressible packing box showing my new design in an expanded position environment.

The broken lines showing material contained within the expandable/compressible packing box are included for the purpose of illustrating environment and form no part of the claimed design.

**1 Claim, 3 Drawing Sheets**



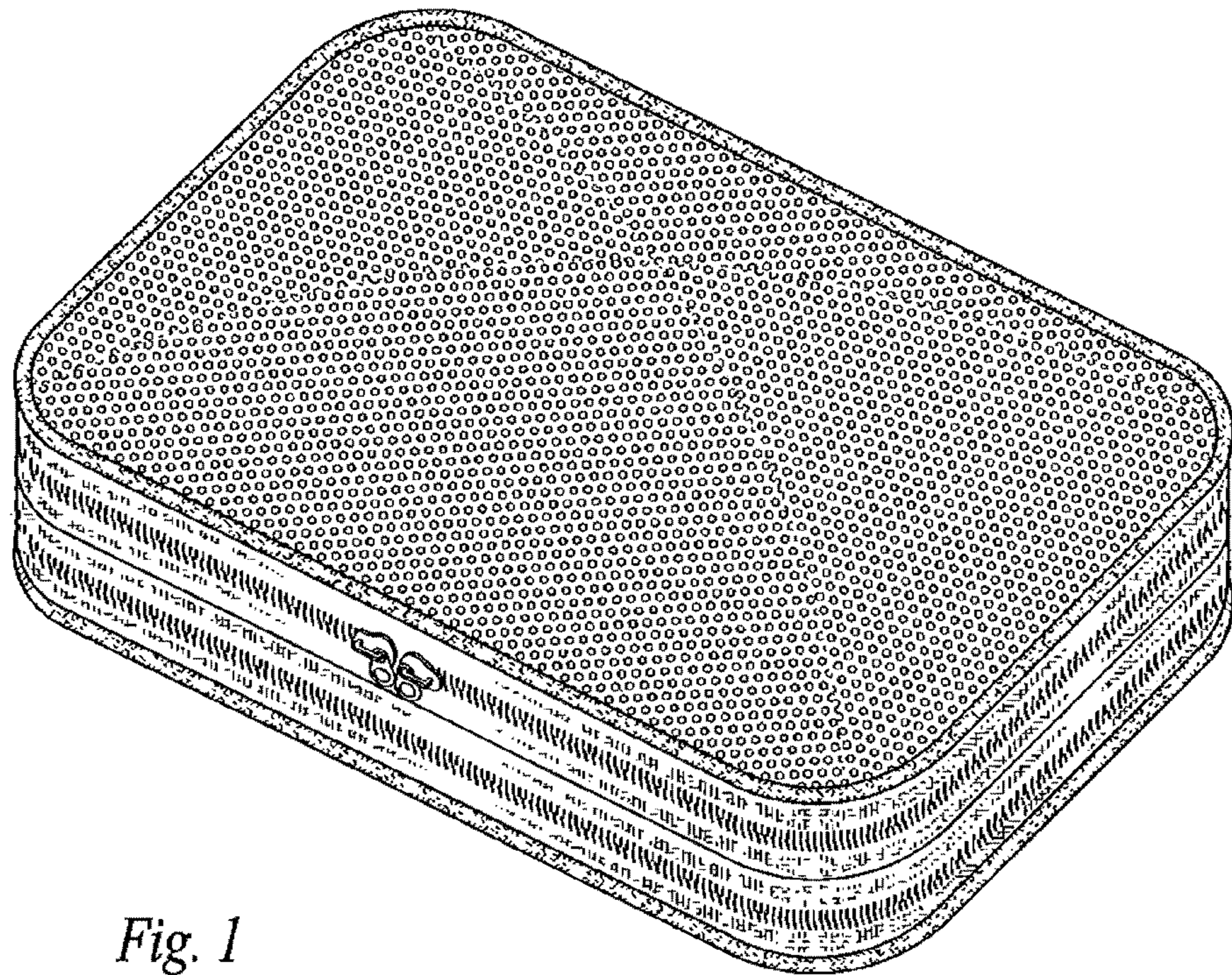


Fig. 1




Fig. 2

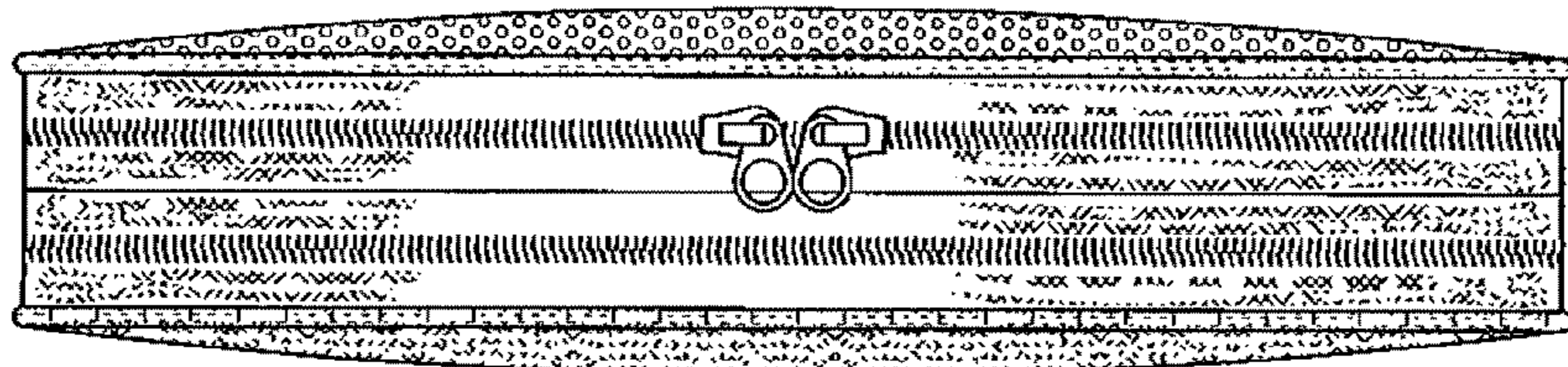


Fig. 3




Fig. 4

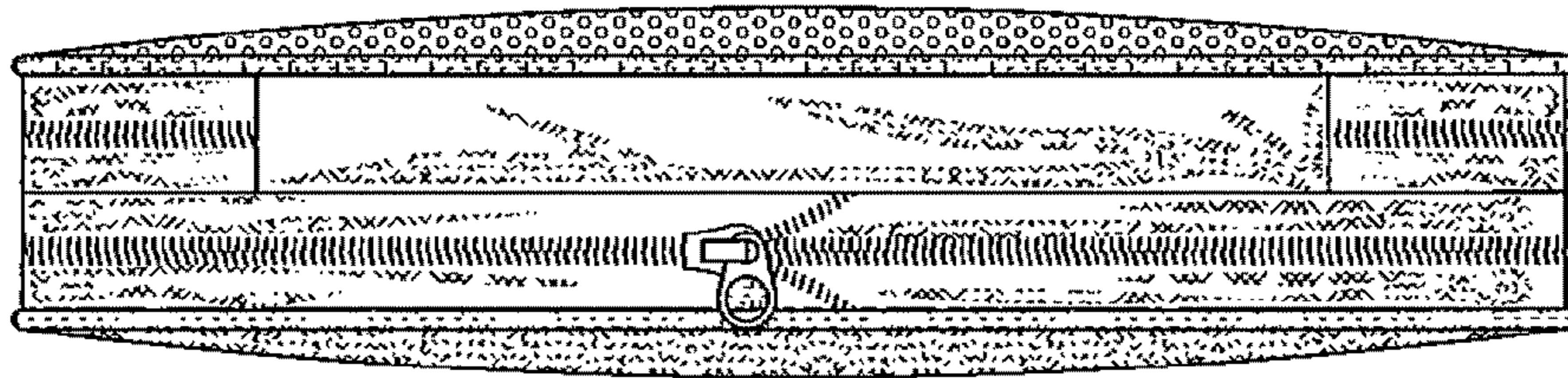


Fig. 5

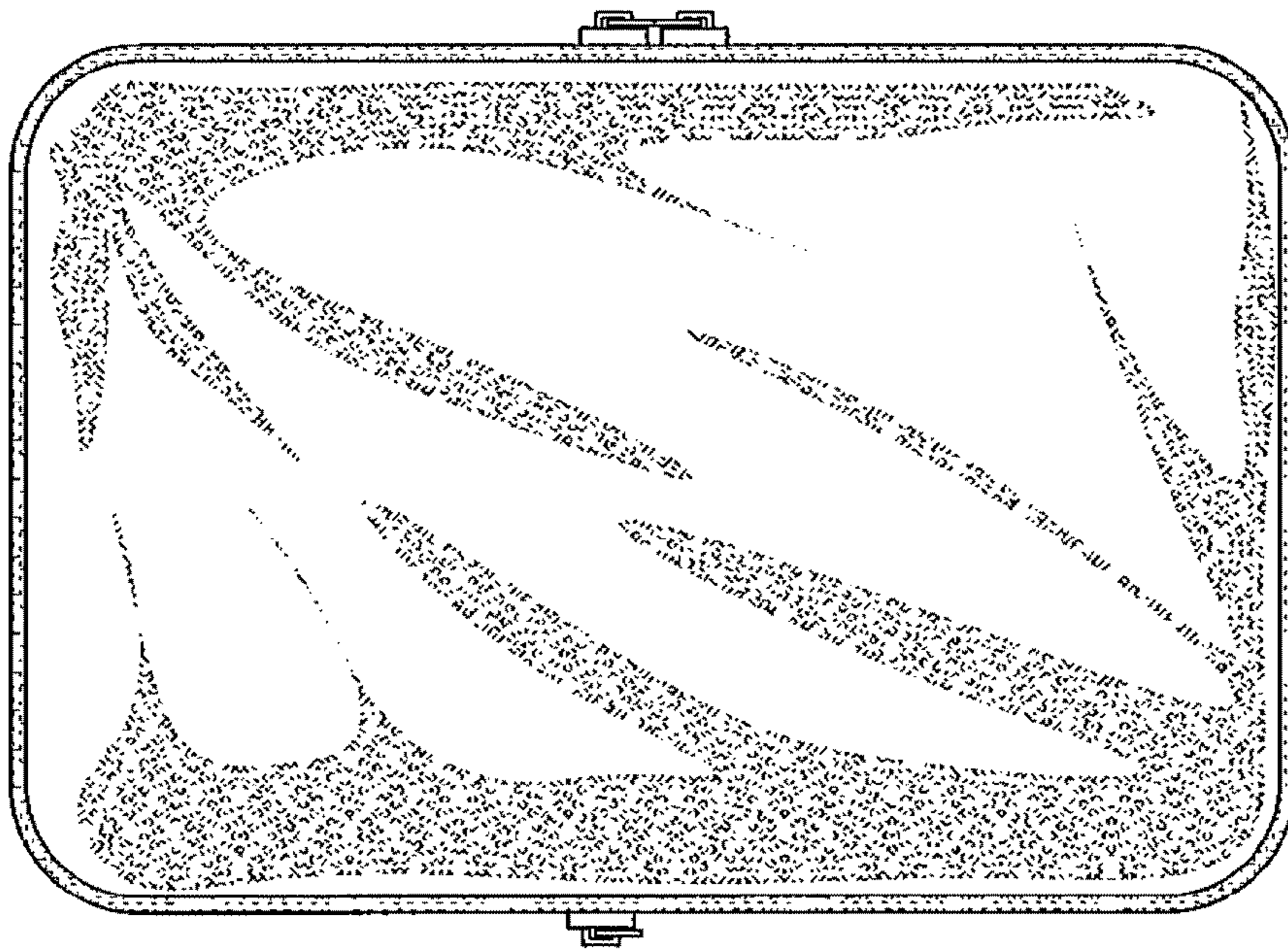


Fig. 6




Fig. 7

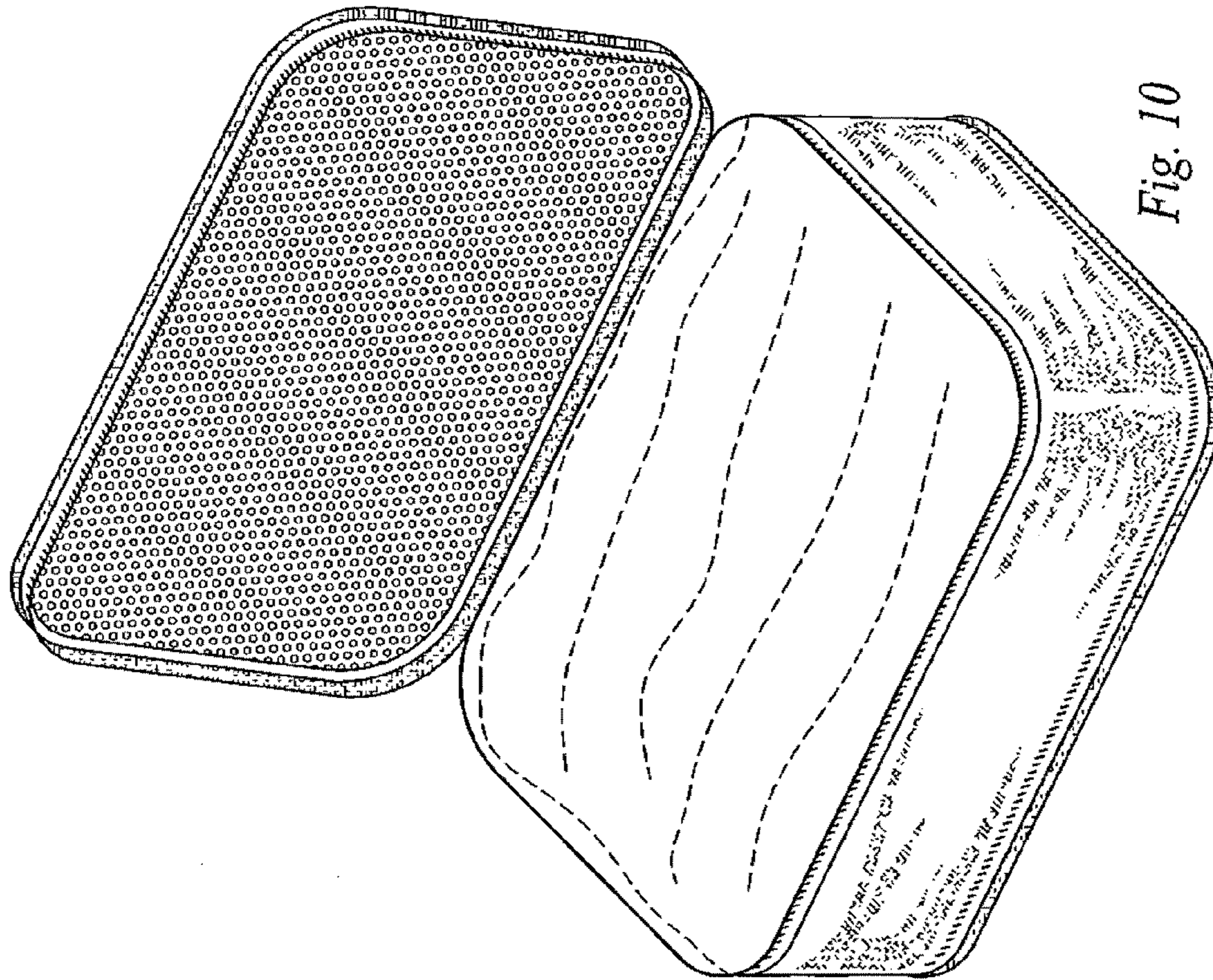


Fig. 10




Fig. 8

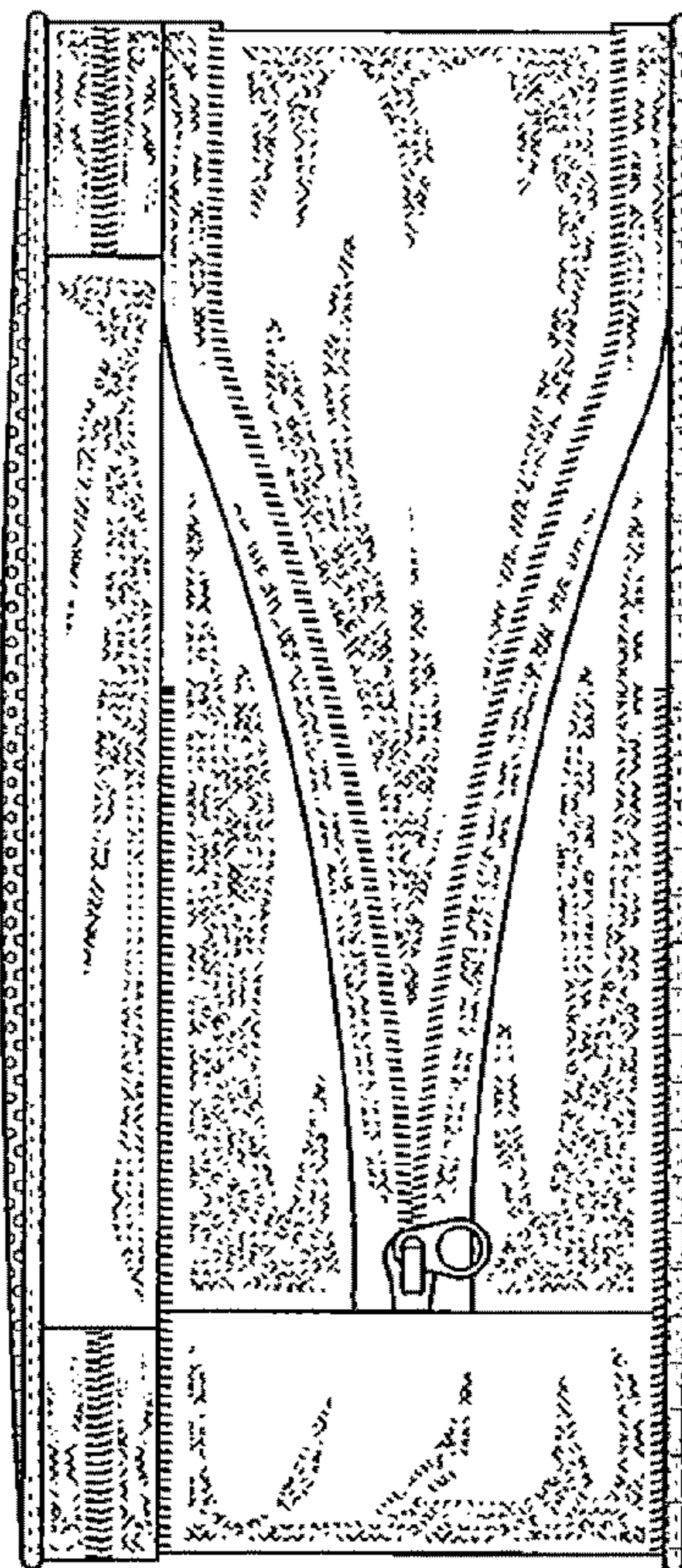


Fig. 9

**Disclaimer**

**D. 639,064** — Margaret M. Raible, Benicia, CA (US). EXPANDABLE/ COMPRESSIBLE PACKING BOX, Patent dated Jun. 7, 2011. Disclaimer filed February 2, 2012, by the assignee Kiva Designs, Inc.

Hereby enters this disclaimer to claim 1 in its entirety.

*(Official Gazette, March 27, 2012)*