



US00D639047S

(12) **United States Design Patent**  
**Liang**

(10) **Patent No.:** **US D639,047 S**

(45) **Date of Patent:** **\*\* Jun. 7, 2011**

(54) **SUSPENSION SYSTEM**

(75) **Inventor:** **Ezra Liang**, San Francisco, CA (US)

(73) **Assignee:** **The North Face Apparel Corp.**,  
Wilmington, DE (US)

(\*\*) **Term:** **14 Years**

(21) **Appl. No.:** **29/354,780**

(22) **Filed:** **Jan. 28, 2010**

(51) **LOC (9) Cl.** ..... **03-01**

(52) **U.S. Cl.** ..... **D3/217**

(58) **Field of Classification Search** ..... D3/215,  
D3/217, 327; 224/153, 600, 627, 637, 664  
See application file for complete search history.

(56) **References Cited**

**U.S. PATENT DOCUMENTS**

D299,286 S \* 1/1989 Falconer et al. .... D3/216  
D488,929 S \* 4/2004 Nordstrom et al. .... D3/327

6,871,766 B2 \* 3/2005 Nordstrom ..... 224/197  
7,431,184 B2 \* 10/2008 Gregory ..... 224/627  
7,568,599 B2 \* 8/2009 Hall ..... 224/250

\* cited by examiner

*Primary Examiner* — Holly H Baynham

(74) *Attorney, Agent, or Firm* — Kenyon & Kenyon LLP

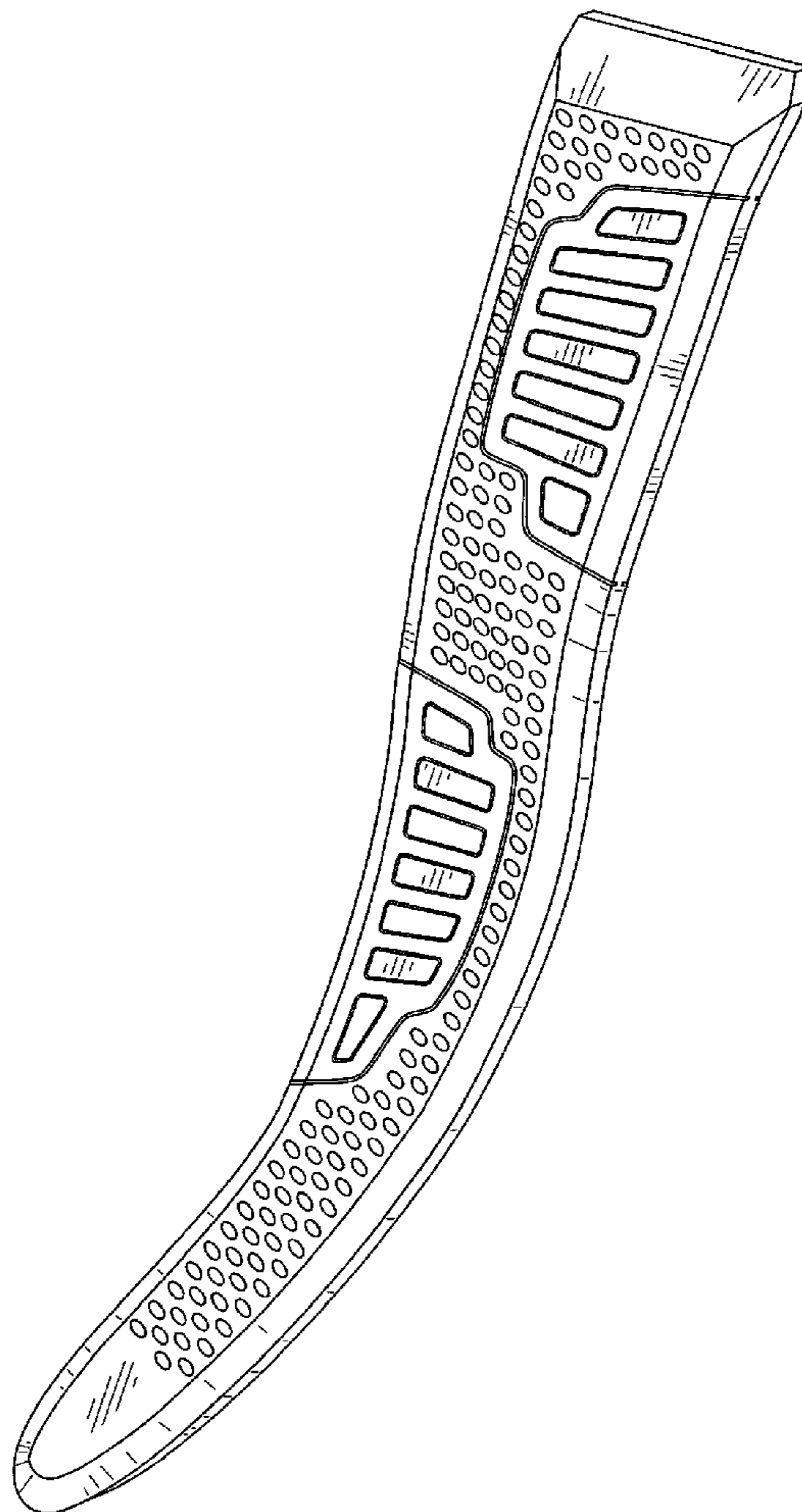
(57) **CLAIM**

The ornamental design for a suspension system, as shown and described.

**DESCRIPTION**

FIG. 1 is a perspective view of a suspension system;  
FIG. 2 is a front view of the suspension system of FIG. 1;  
FIG. 3 is a rear view of the suspension system of FIG. 1;  
FIG. 4 is a right view of the suspension system of FIG. 1;  
FIG. 5 is a left view of the suspension system of FIG. 1;  
FIG. 6 is a top view of the suspension system of FIG. 1; and,  
FIG. 7 is a bottom view of the suspension system of FIG. 1.  
The dashed lines in the above figures represent unclaimed  
subject matter forming no part of the claimed design.

**1 Claim, 3 Drawing Sheets**



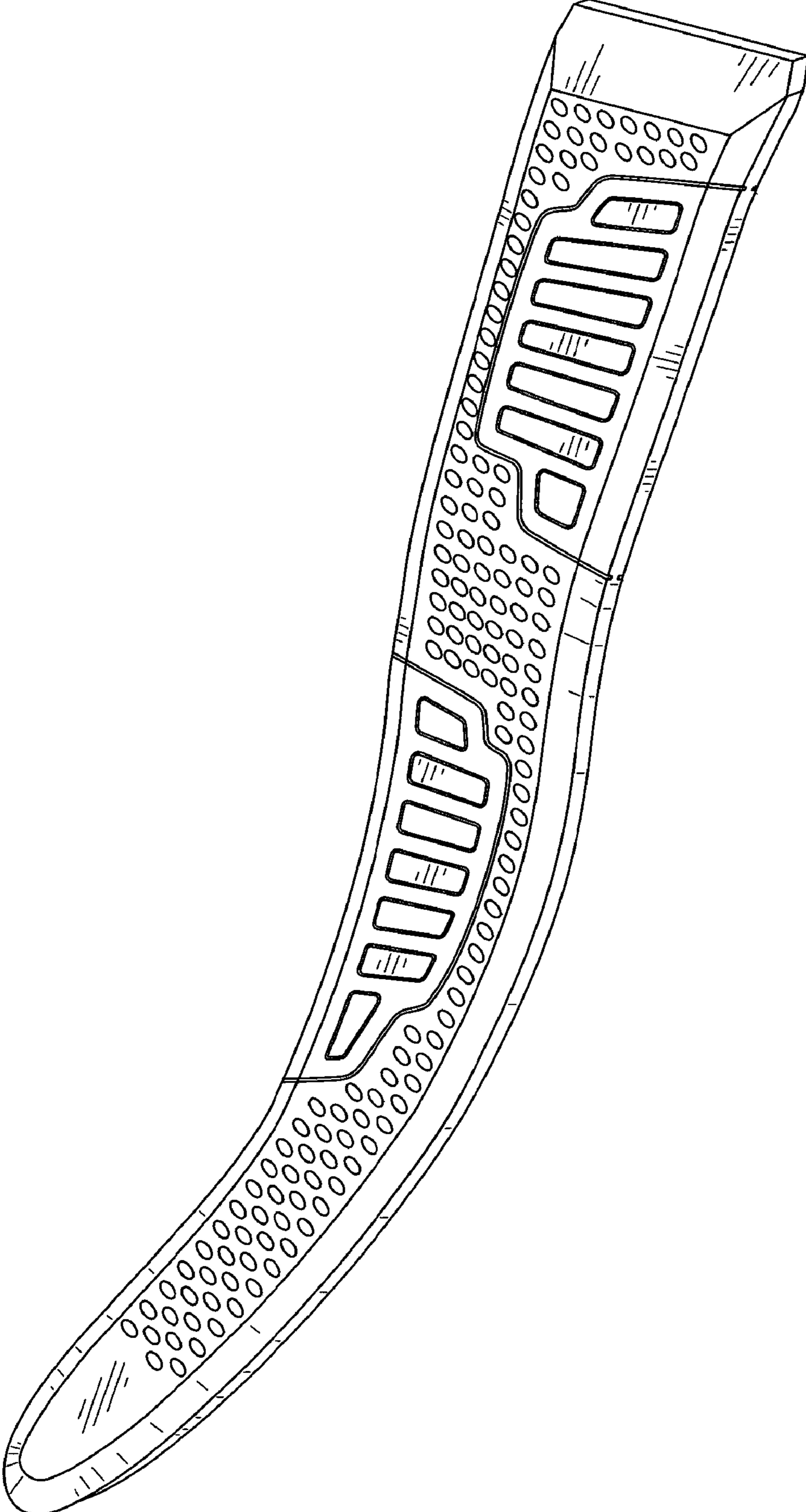


FIG. 1

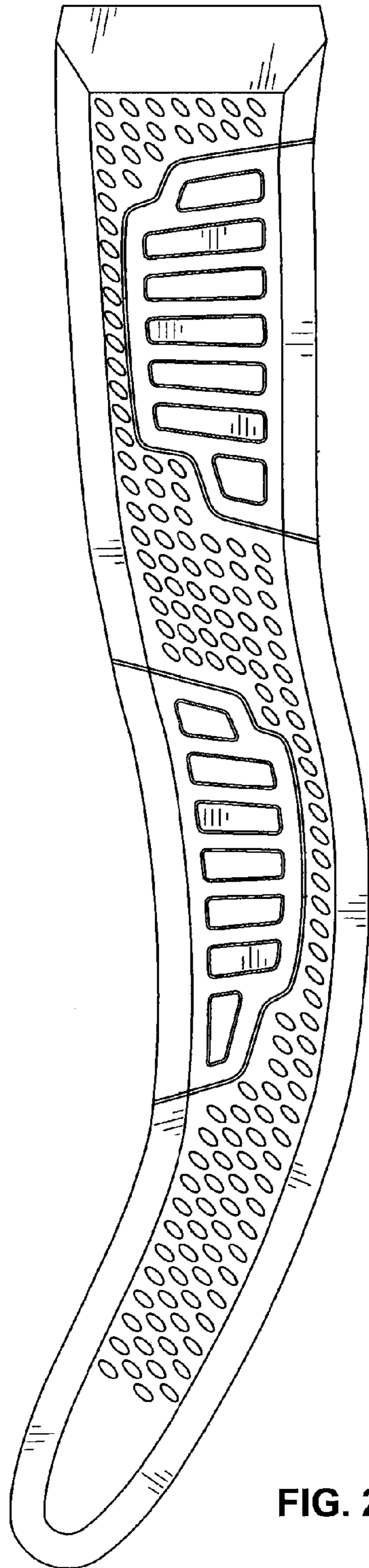


FIG. 2

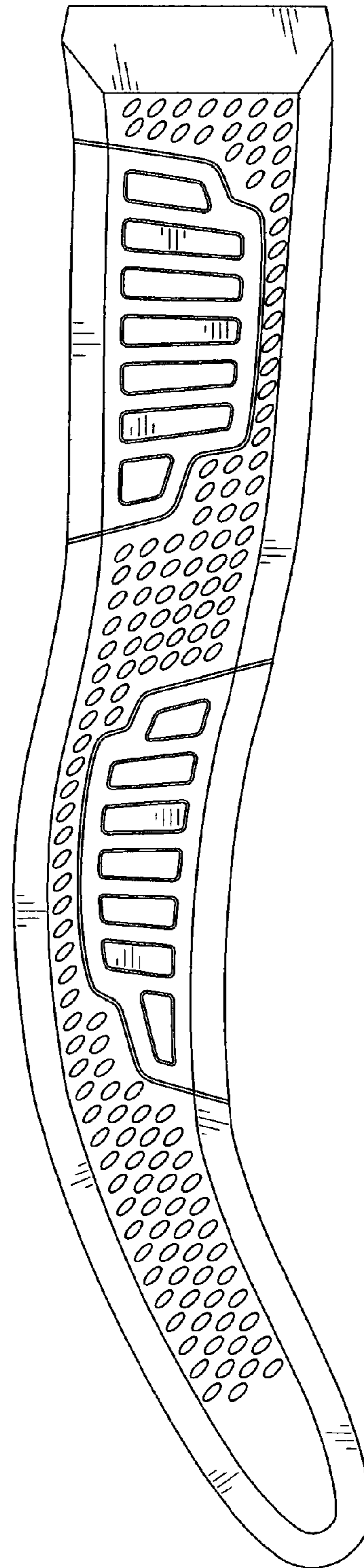


FIG. 3



FIG. 4



FIG. 5



FIG. 6

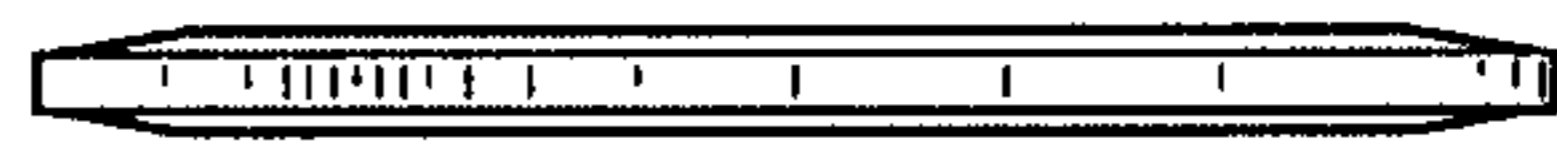


FIG. 7