

US00D639040S

(12) **United States Design Patent**  
**Skaja et al.**

(10) **Patent No.:** **US D639,040 S**  
(45) **Date of Patent:** **\*\* Jun. 7, 2011**

(54) **SHOE INSOLE**

(75) Inventors: **Joseph J. Skaja**, Englewood, NJ (US);  
**Laurence I. Schwartz**, Closter, NJ (US)

(73) Assignee: **Aetrex Worldwide, Inc.**, Teaneck, NJ  
(US)

(\*\*) Term: **14 Years**

(21) Appl. No.: **29/375,615**

(22) Filed: **Sep. 24, 2010**

**Related U.S. Application Data**

(62) Division of application No. 29/325,781, filed on Oct. 6, 2008, now Pat. No. Des. 627,549.

(51) **LOC (9) Cl.** ..... **02-99**

(52) **U.S. Cl.** ..... **D2/961**

(58) **Field of Classification Search** ..... D2/896,  
D2/946, 961, 962; 36/71, 43, 44, 28, 154,  
36/173, 140, 174, 180

See application file for complete search history.

(56) **References Cited**

**U.S. PATENT DOCUMENTS**

4,380,878	A	4/1983	Skaja	
4,633,877	A *	1/1987	Pendergast	36/140
D291,742	S *	9/1987	Surpuriya et al.	D2/961
D295,690	S *	5/1988	Finn	D2/961
D300,085	S *	3/1989	Ito et al.	D2/961
D307,072	S *	4/1990	Graham et al.	D2/961

D332,519	S *	1/1993	Nelson	D2/961
5,572,804	A	11/1996	Skaja	
D388,948	S *	1/1998	Sessa	D2/961
5,768,803	A *	6/1998	Levy	36/43
5,976,451	A	11/1999	Skaja	
6,098,313	A	8/2000	Skaja	
7,178,267	B2	2/2007	Skaja	
7,380,352	B2 *	6/2008	Seiter	36/44
7,526,882	B2 *	5/2009	Rhenter	36/174
D612,139	S *	3/2010	Ford et al.	D2/961
2001/0039746	A1 *	11/2001	Seiter	36/44
2002/0050077	A1	5/2002	Wang	

\* cited by examiner

*Primary Examiner* — Robert M Spear

*Assistant Examiner* — Rashida C McCoy

(74) *Attorney, Agent, or Firm* — Lowenstein Sandler PC

(57) **CLAIM**

The ornamental design for a shoe insole, as shown and described.

**DESCRIPTION**

FIG. 1 is a perspective view of an embodiment of a shoe insole according to our new design;

FIG. 2 is an enlarged perspective view thereof;

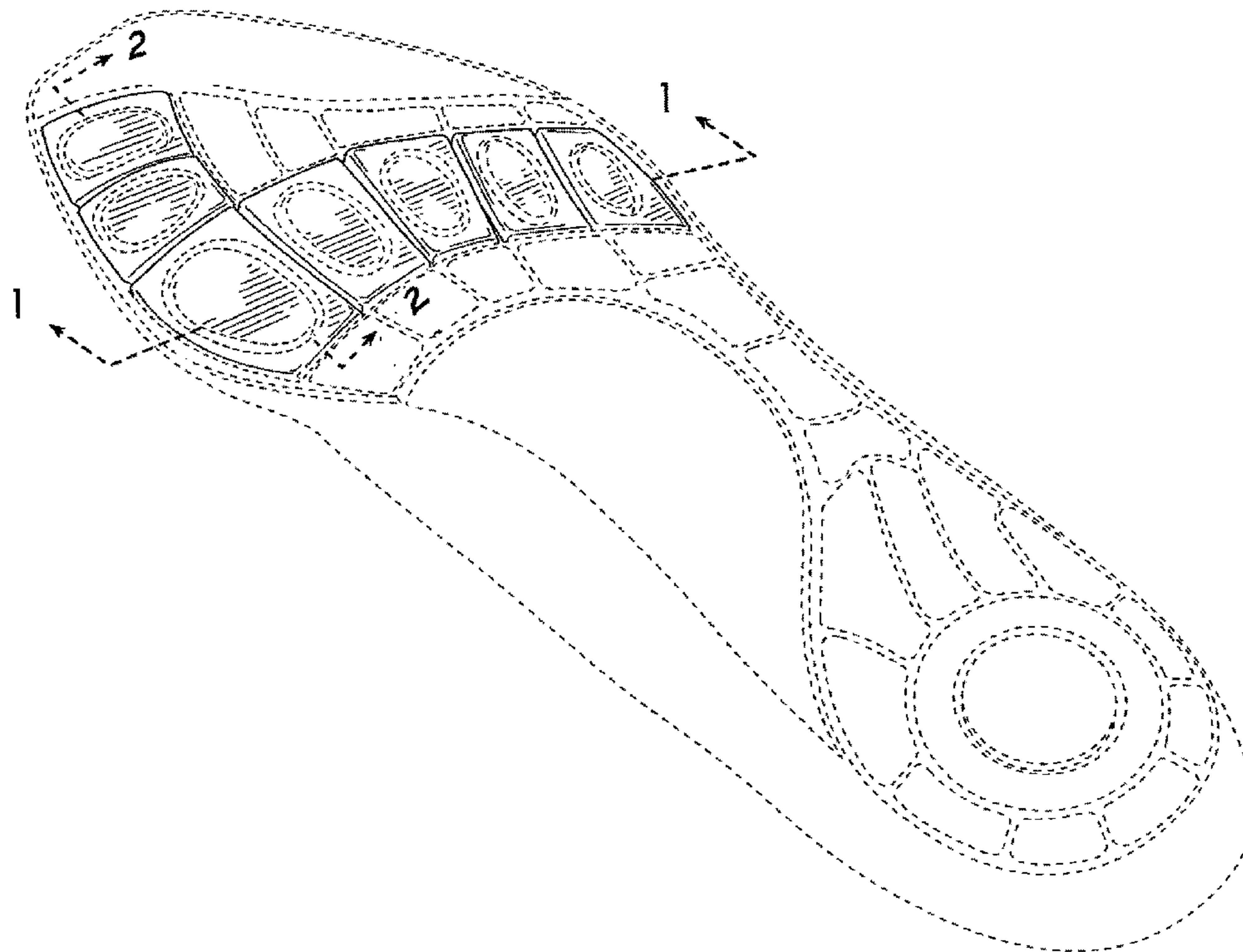
FIG. 3 is an enlarged top plan view thereof;

FIG. 4 is an enlarged cross-section view of the foreground only thereof taken along line 1—1; and,

FIG. 5 is an enlarged cross-section view of the foreground only thereof taken along line 2—2.

The dashed lines illustrate environmental structure and form no part of the claimed design.

**1 Claim, 4 Drawing Sheets**



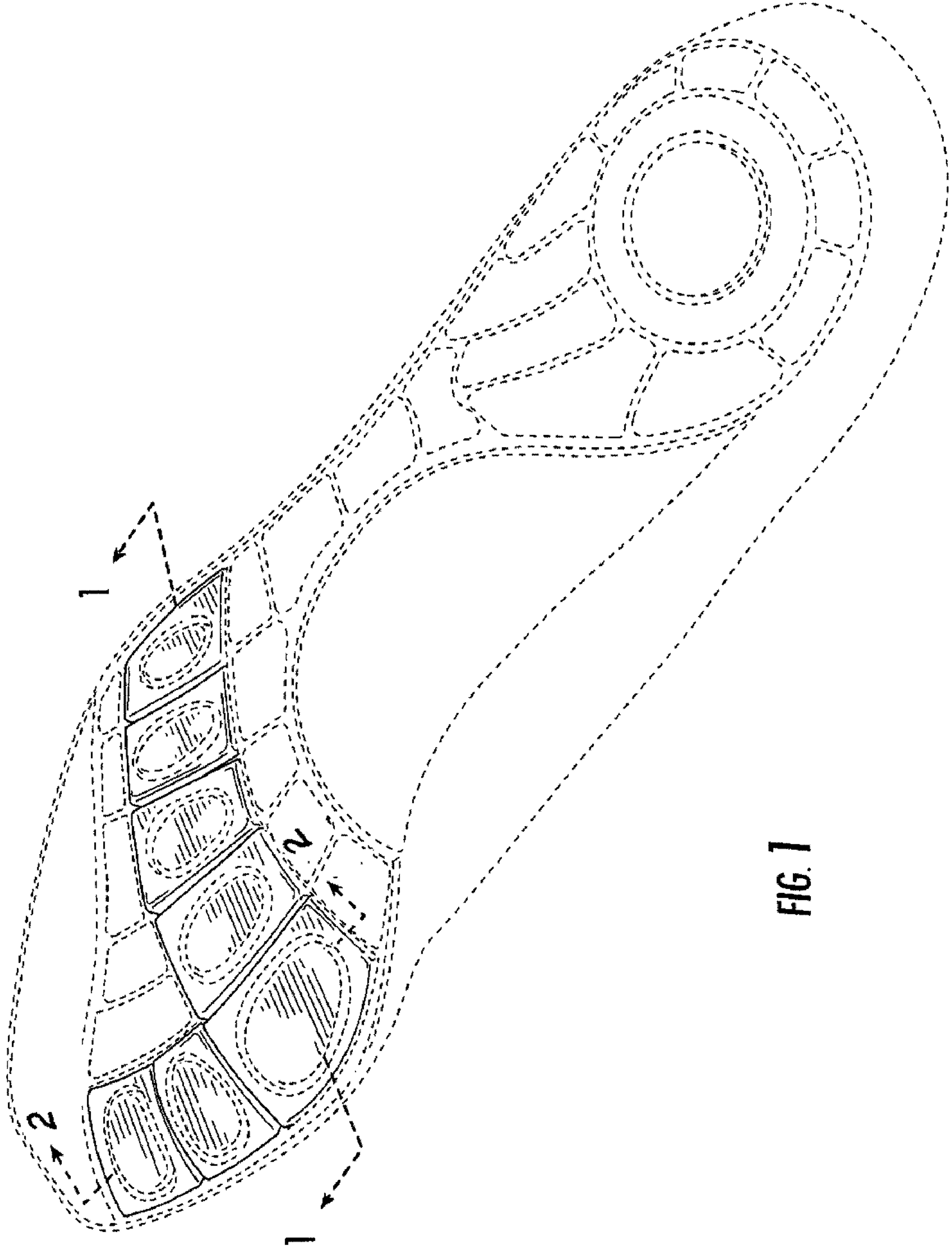


FIG. 1

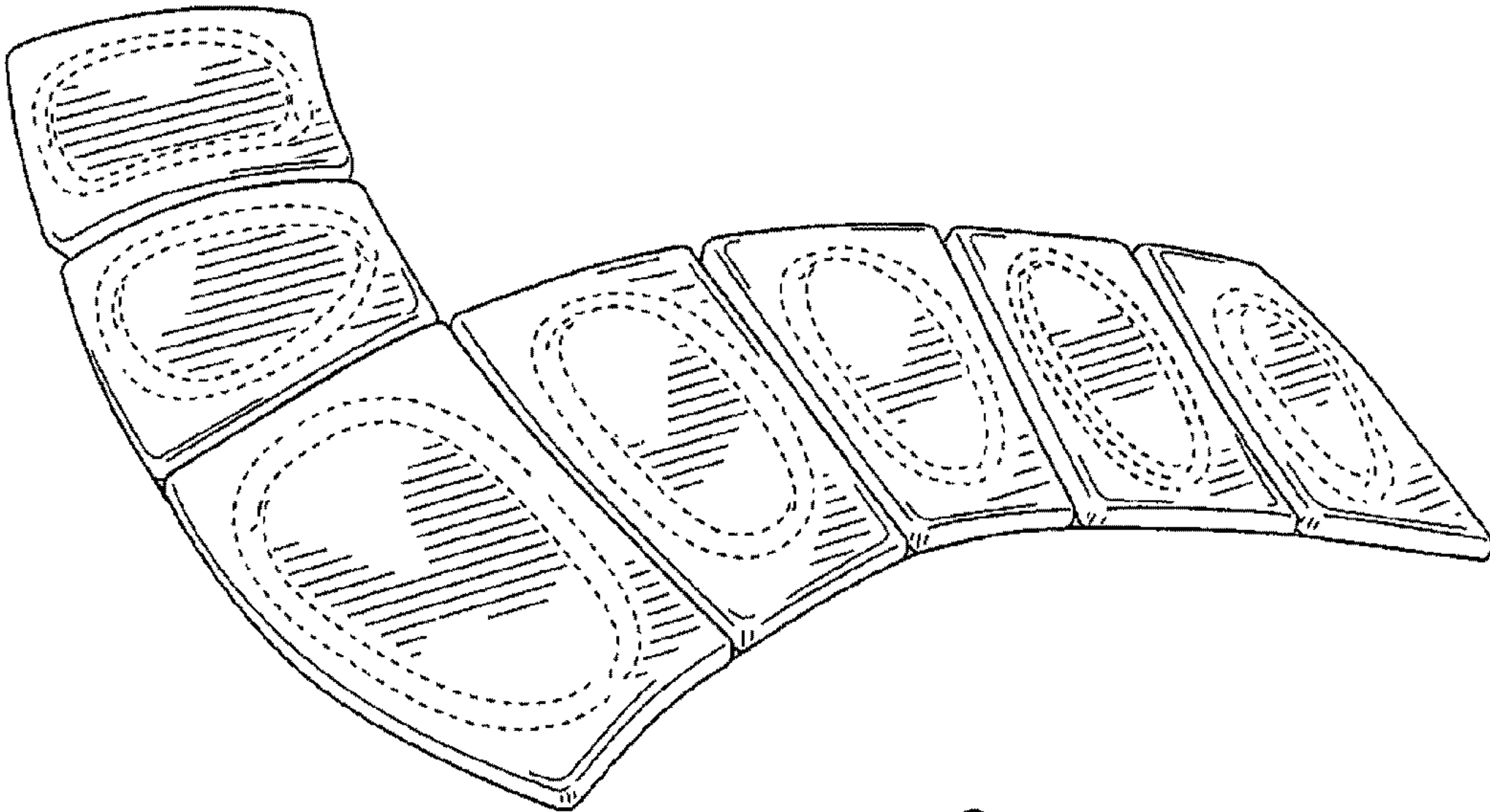


FIG. 2



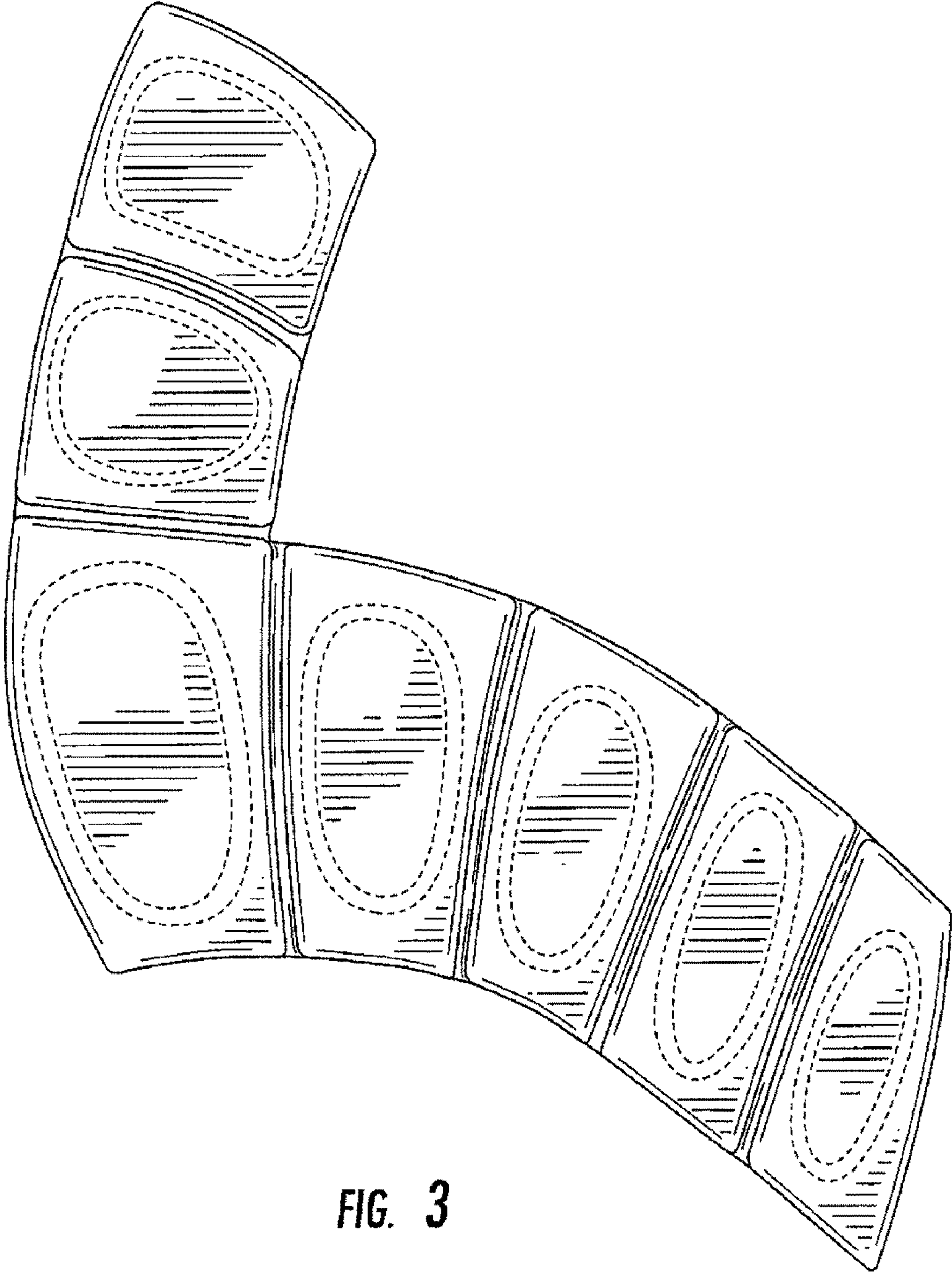


FIG. 3

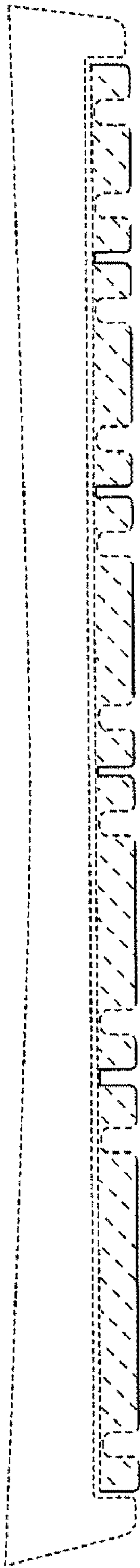


FIG. 4

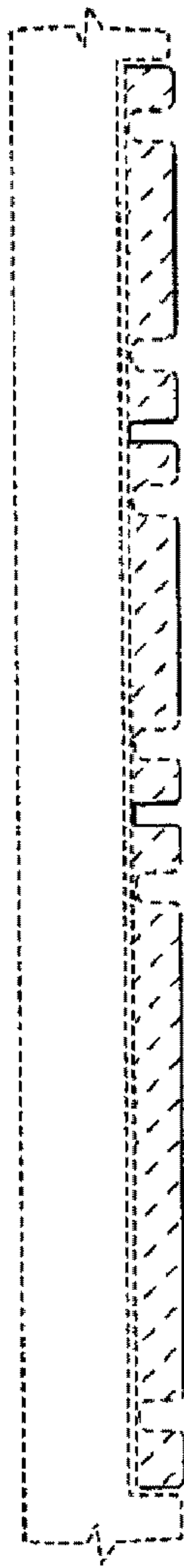


FIG. 5