



US00D639038S

(12) **United States Design Patent**
Hurayt

(10) **Patent No.:** **US D639,038 S**
(45) **Date of Patent:** **** Jun. 7, 2011**

(54) **FOOTWEAR**

(75) Inventor: **Matt Hurayt**, Portland, OR (US)

(73) Assignee: **Columbia Sportswear North America, Inc.**, Portland, OR (US)

(**) Term: **14 Years**

(21) Appl. No.: **29/377,484**

(22) Filed: **Oct. 21, 2010**

(51) **LOC (9) Cl.** **02-04**

(52) **U.S. Cl.** **D2/951**

(58) **Field of Classification Search** D2/902,
D2/906, 908, 916, 918, 925, 946, 947, 950-962,
D2/977; 36/3 B, 22 R, 24.5, 25 R, 28, 32 R,
36/34 R, 59 C, 67 A, 103
See application file for complete search history.

(56) **References Cited**

U.S. PATENT DOCUMENTS

D112,429 S *	12/1938	Tebbutt	D2/952
D278,383 S *	4/1985	Michaeli	D2/955
D282,693 S *	2/1986	Brayer et al.	D2/952
D287,663 S *	1/1987	Yung-Mao	D2/959
D386,893 S *	12/1997	Begg et al.	D2/957
5,806,209 A *	9/1998	Crowley et al.	36/28
D412,392 S *	8/1999	Singer	D2/951
D414,920 S *	10/1999	Cahill	D2/953
D416,670 S *	11/1999	Singer	D2/955
D420,209 S *	2/2000	Singer	D2/951
D475,511 S *	6/2003	Reynolds	D2/953
D504,203 S *	4/2005	Link	D2/951
D506,055 S *	6/2005	Ringholz	D2/960

D550,433 S *	9/2007	Andersen et al.	D2/952
D550,938 S *	9/2007	Belley et al.	D2/952
D553,334 S *	10/2007	Belley et al.	D2/955
D554,332 S *	11/2007	Schoenborn et al.	D2/952
D558,434 S *	1/2008	Roth	D2/959
D569,591 S *	5/2008	Teteriatnikov	D2/952
D571,088 S *	6/2008	St-Louis et al.	D2/953
D588,789 S *	3/2009	McClaskie	D2/952
D591,035 S *	4/2009	Belley et al.	D2/952
D594,191 S *	6/2009	Banik	D2/952
D608,537 S *	1/2010	Anderson	D2/960
D619,345 S *	7/2010	Favreau et al.	D2/957

* cited by examiner

Primary Examiner — T. Chase Nelson

(74) *Attorney, Agent, or Firm* — Schwabe, Williamson & Wyatt, P.C.

(57) **CLAIM**

I claim the ornamental design for footwear, as shown and described.

DESCRIPTION

FIG. 1 is a perspective view of my design for footwear, wherein the dashed lines in this and the following views denote unclaimed environment;

FIG. 2 is a top view of the footwear illustrated in FIG. 1;

FIG. 3 is a right side view of the footwear illustrated in FIG. 1;

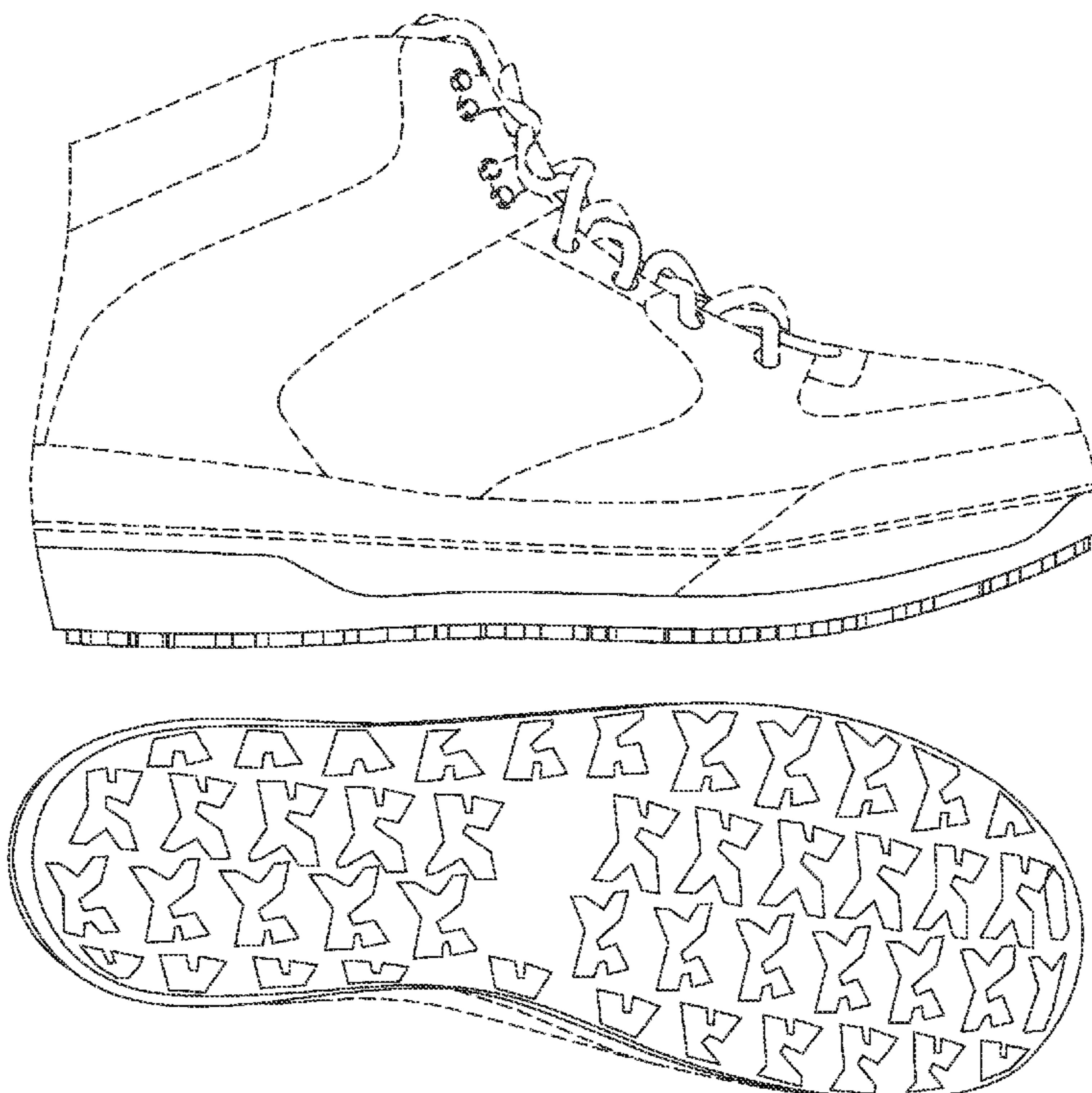
FIG. 4 is a front view of the footwear illustrated in FIG. 1;

FIG. 5 is a left side view of the footwear illustrated in FIG. 1;

FIG. 6 is a bottom view of the footwear illustrated in FIG. 1; and,

FIG. 7 is a back view of the footwear illustrated in FIG. 1.

1 Claim, 4 Drawing Sheets






FIG. 1

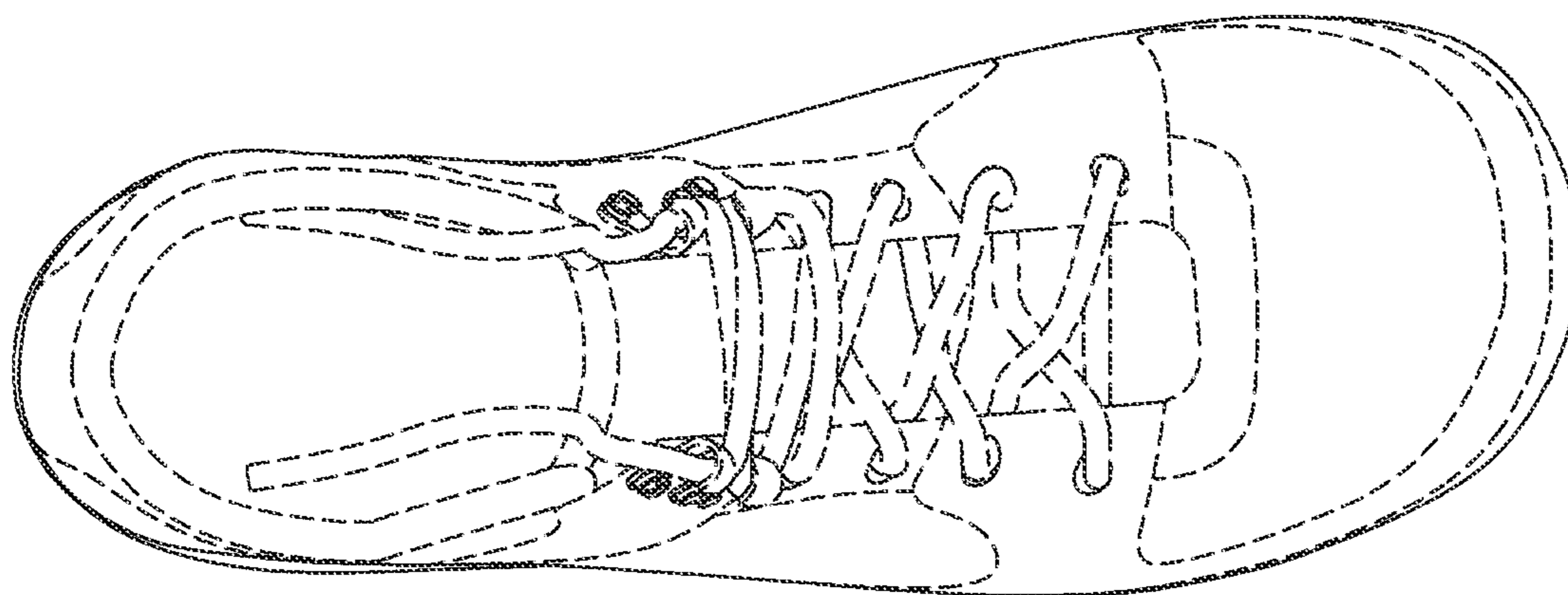


FIG. 2




FIG. 3

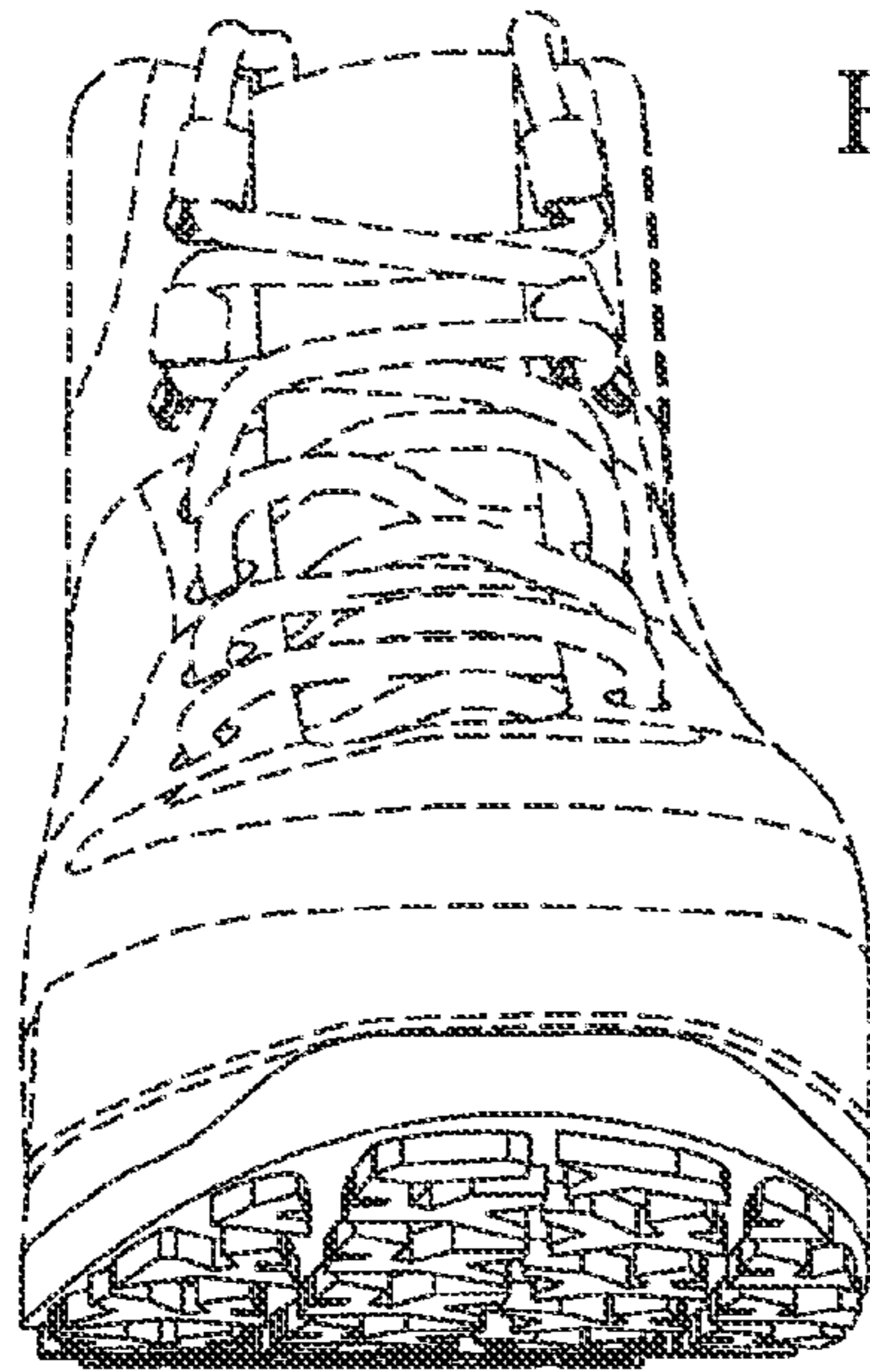


FIG. 4

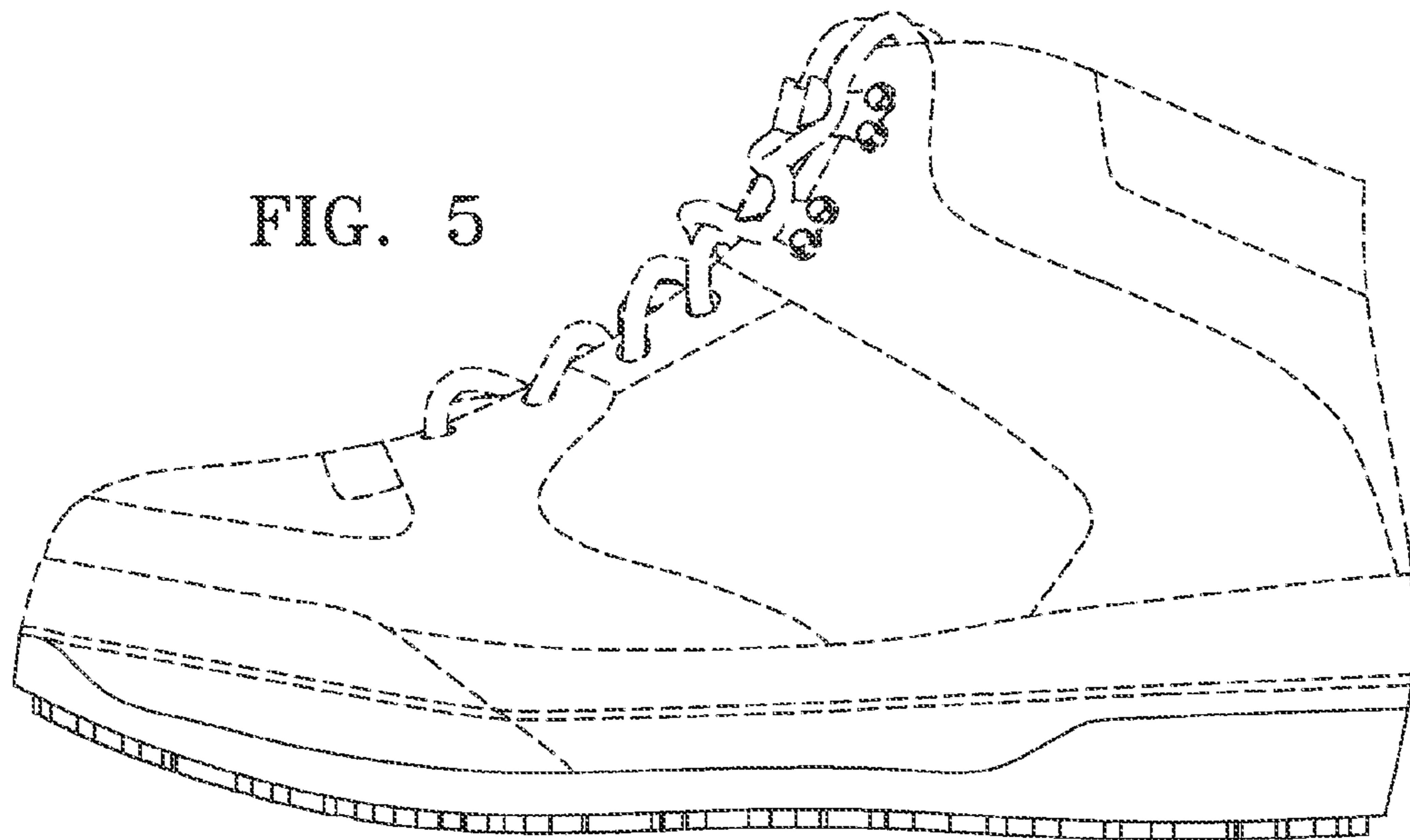


FIG. 5

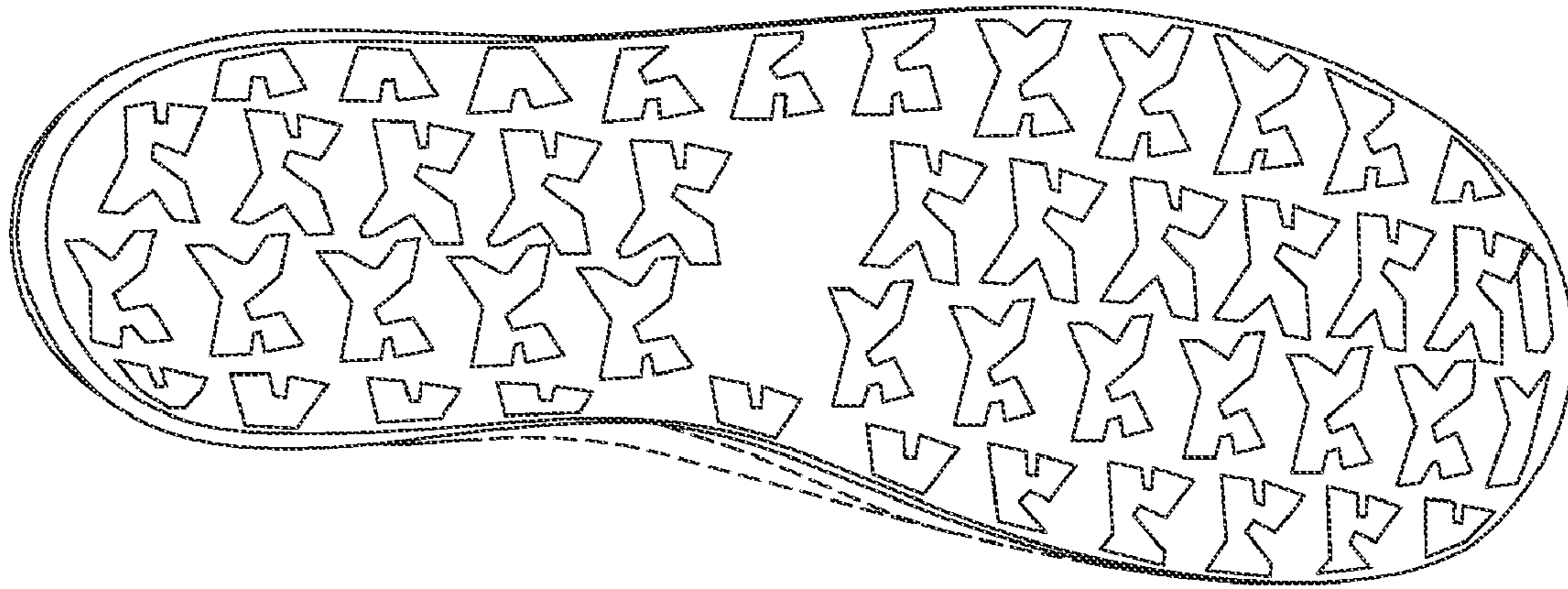


FIG. 6

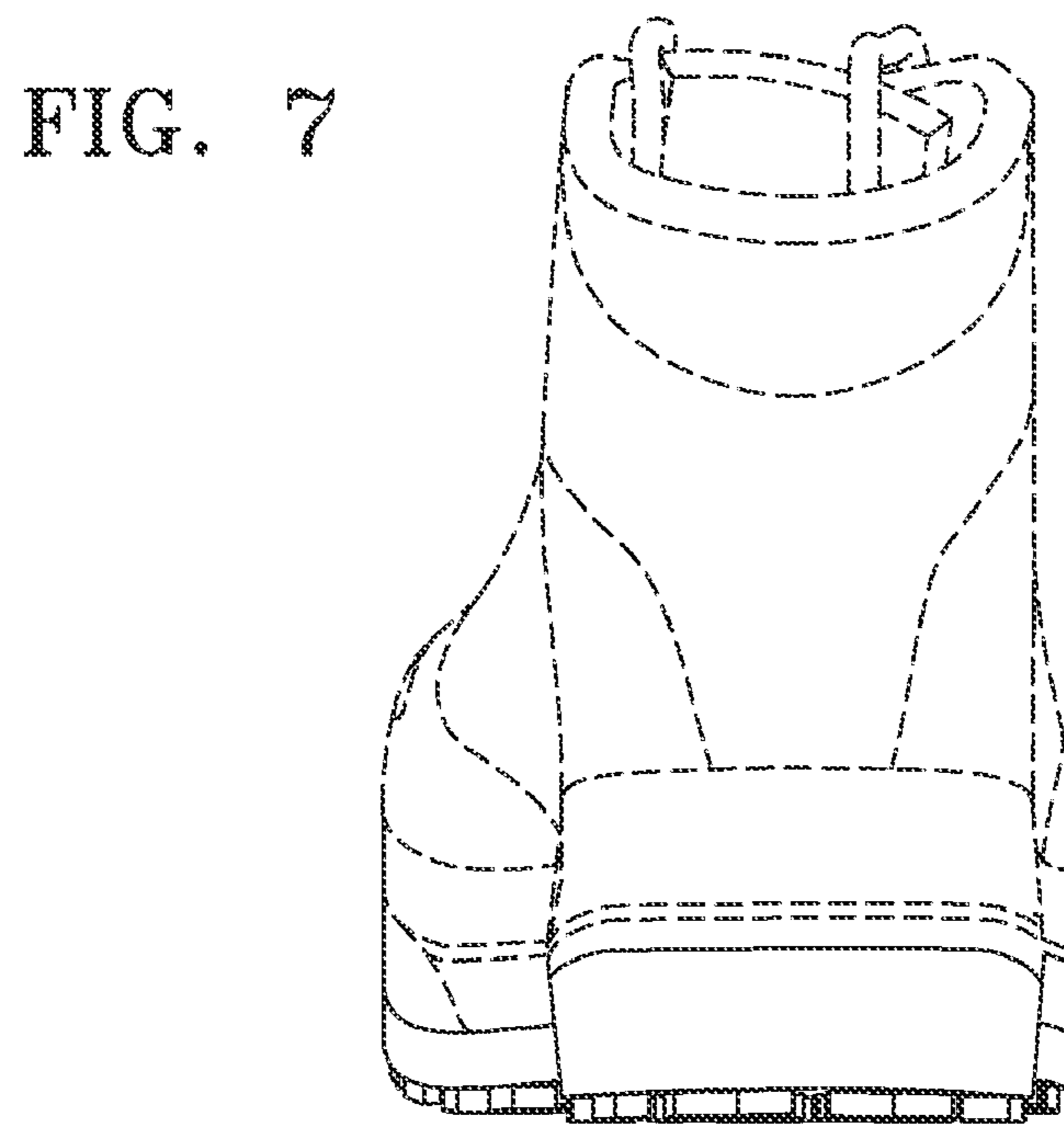


FIG. 7