



US00D639028S

(12) **United States Design Patent**
Njoku et al.

(10) **Patent No.:** **US D639,028 S**

(45) **Date of Patent:** **** Jun. 7, 2011**

(54) **GARMENT GUARD FOR COLLARS**
(76) Inventors: **McAnthony O. Njoku**, Los Angeles, CA
(US); **Joan C. Njoku**, Los Angeles, CA
(US)

(**) Term: **14 Years**

(21) Appl. No.: **29/372,066**

(22) Filed: **Oct. 12, 2010**

(51) **LOC (9) Cl.** **02-02**

(52) **U.S. Cl.** **D2/860; D2/853**

(58) **Field of Classification Search** D2/853,
D2/860, 602, 609, 608; 2/46, 60, 127, 129,
2/139

See application file for complete search history.

(56) **References Cited**

U.S. PATENT DOCUMENTS

373,897	A *	11/1887	Langdon	2/60
D18,539	S *	8/1888	Barnard	D2/602
460,787	A *	10/1891	Scriven	2/129
D34,614	S *	6/1901	Shauck	D2/602
1,226,216	A *	5/1917	Hurd, H.	2/129
D92,784	S *	7/1934	Gelder	D2/602
3,044,916	A *	7/1962	Britton	428/102

4,686,710	A *	8/1987	Marston et al.	2/468
D327,771	S *	7/1992	Young	D2/609
5,481,761	A *	1/1996	Lichti	2/268
D616,631	S *	6/2010	Dandron	D2/860
2008/0229472	A1 *	9/2008	Maggs	2/60

* cited by examiner

Primary Examiner — Ian Simmons

Assistant Examiner — Rashida Johnson

(74) *Attorney, Agent, or Firm* — Richard L. Mikesell

(57) **CLAIM**

The ornamental design for a garment guard for collars, as shown and described.

DESCRIPTION

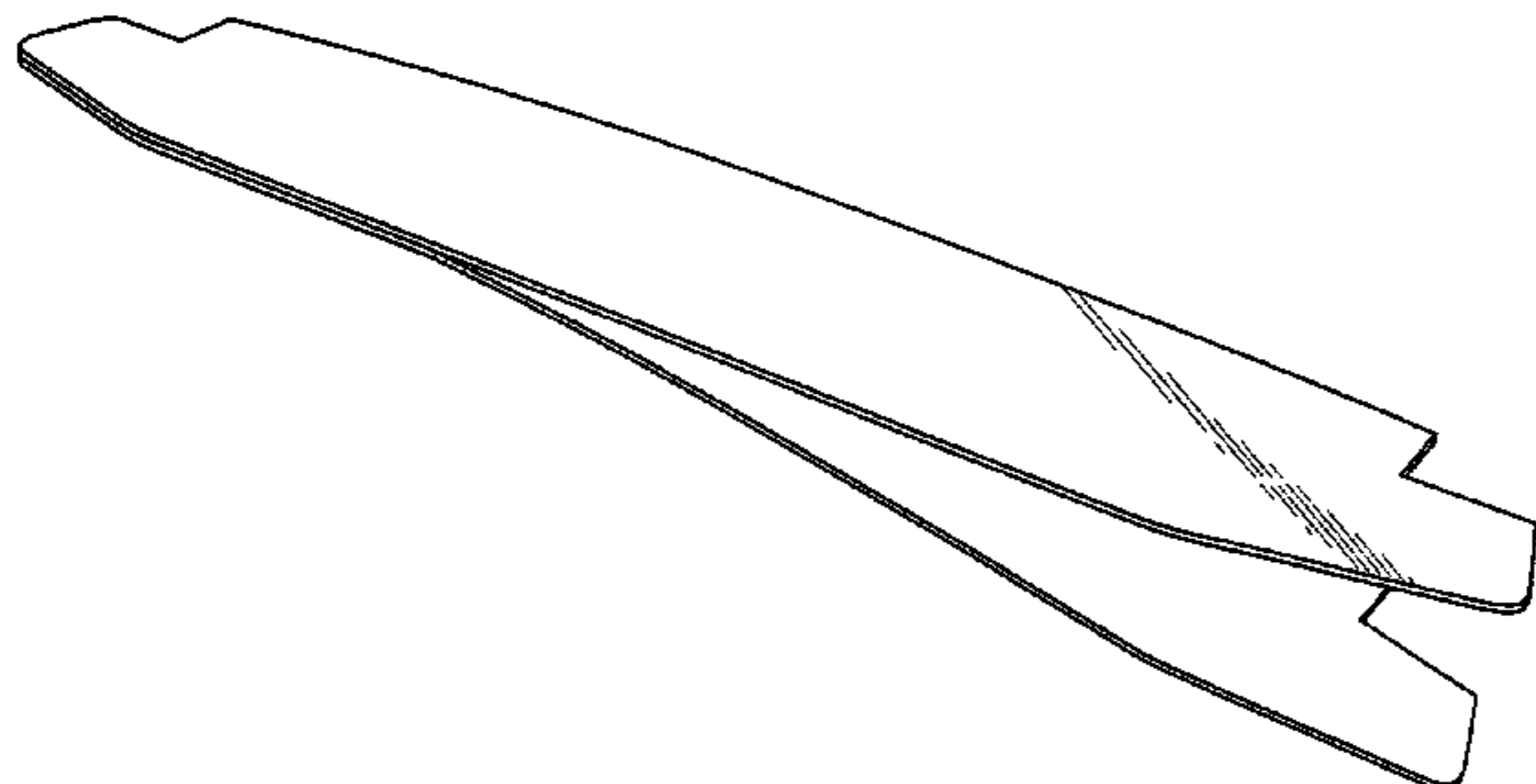
FIG. 1 is a top perspective view of a garment guard for collars showing my new design, showing the adhesive cover partially separated;

FIG. 2 is an end elevational view;

FIG. 3 is a side elevational view thereof; and,

FIG. 4 is a top plan view thereof; the undisclosed bottom plan view being a mirror image thereof.

1 Claim, 2 Drawing Sheets



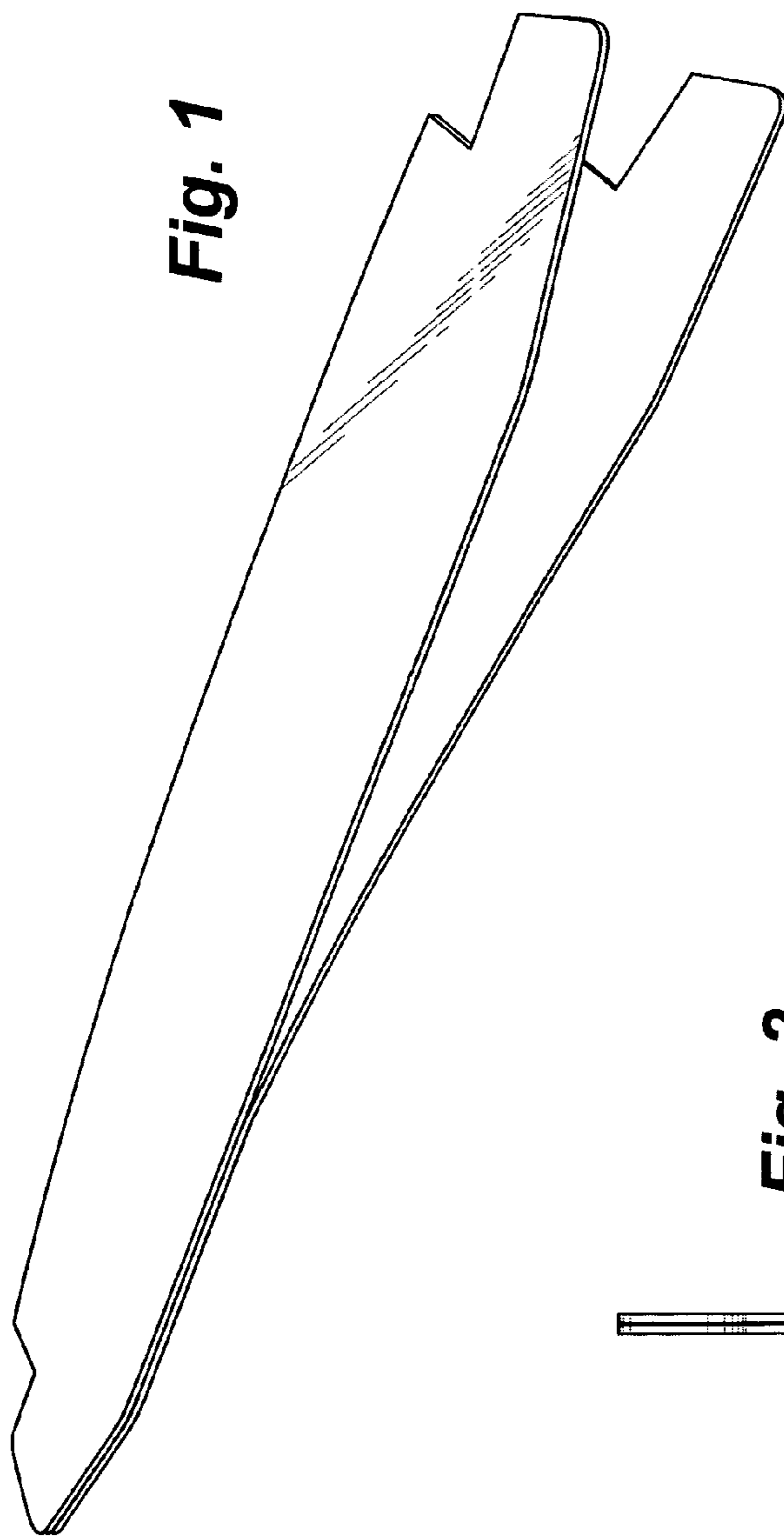


Fig. 1




Fig. 2



Fig. 3




Fig. 4