



US00D639017S

(12) **United States Design Patent**
Saito et al.

(10) **Patent No.:** **US D639,017 S**

(45) **Date of Patent:** **** Jun. 7, 2011**

(54) **NECK WARMER WITH REMOVABLE BELT**

(75) Inventors: **Masaki Saito**, Osaka (JP); **Hiromi Inui**, Osaka (JP); **Shinji Oda**, Osaka (JP)

(73) Assignee: **Sanyo Electric Co., Ltd.**, Osaka (JP)

(**) Term: **14 Years**

(21) Appl. No.: **29/347,325**

(22) Filed: **Dec. 7, 2009**

(30) **Foreign Application Priority Data**

Jul. 22, 2009 (JP) 2009-016634
Jul. 22, 2009 (JP) 2009-016635

(51) **LOC (9) Cl.** **02-05**

(52) **U.S. Cl.** **D2/600**

(58) **Field of Classification Search** D2/500,
D2/600, 602; D24/206; 2/203, 206, 207,
2/468; 219/527; 602/19; 604/291
See application file for complete search history.

(56) **References Cited**

U.S. PATENT DOCUMENTS

1,990,420	A *	2/1935	Staff	2/207
D161,863	S *	2/1951	Neumann	D2/500
2,590,212	A *	3/1952	Samuels	604/291
4,175,553	A *	11/1979	Rosenberg	602/19
4,641,380	A *	2/1987	Epstein	2/209.11
4,654,897	A *	4/1987	Rosaen	2/207
4,686,710	A *	8/1987	Marston et al.	2/468
5,378,225	A *	1/1995	Chatman et al.	602/19
D398,136	S *	9/1998	Samelian	D2/600
D408,542	S *	4/1999	Hoover, Jr.	D24/206
D417,284	S *	11/1999	Kondo	D24/206
D438,974	S *	3/2001	Crapps	D24/206
6,397,403	B1 *	6/2002	Waldman	2/468
6,754,909	B1 *	6/2004	Samelian	2/206
7,028,345	B2 *	4/2006	Waldman	2/468
7,467,422	B2 *	12/2008	Bugarin	2/202
D620,688	S *	8/2010	Ross	D2/875
2006/0253958	A1 *	11/2006	Debrick	2/206
2009/0178176	A1 *	7/2009	Rowe et al.	2/172
2009/0276938	A1 *	11/2009	Chiang	2/206

OTHER PUBLICATIONS

Eneloo neck warmer, as shown in Sanyo press release (machine translated from Japanese) [on-line]; [posted on-line May 8, 2009]; [retrieved from the Internet Dec. 15, 2010]; URL: <http://translate.google.com//translate?js=y&prev=_t&hl=en&ie=UTF-8&u=http%...2Fjp.sanyo.com%2Fnews%2F2009%F08F05-1.html&sl=ja&tl=en&history_state()=>. (12 pages).*

* cited by examiner

Primary Examiner — Karen E Eldridge Powers

(74) *Attorney, Agent, or Firm* — Rabin & Berdo, PC

(57) **CLAIM**

The ornamental design for a neck warmer with removable belt, thereof as shown and described.

DESCRIPTION

FIG. 1 is a front elevation view of a neck warmer showing our new design;

FIG. 2 is a rear elevation view thereof;

FIG. 3 is a right side view thereof;

FIG. 4 is a left side view thereof;

FIG. 5 is a top plan view thereof;

FIG. 6 is a bottom plan view thereof;

FIG. 7 is front elevation view of a removable belt of the neck warmer;

FIG. 8 is a rear elevation view of a removable belt of the neck warmer;

FIG. 9 is a right side view of a removable belt of the neck warmer, the left side view being identical;

FIG. 10 is a top plan view of a removable belt of the neck warmer;

FIG. 11 is a referential view showing a state with the front fastener being unzipped and a removable belt being attached; and,

FIG. 12 is another referential view showing a state with the front fastener being unzipped and a removable belt being detached.

The belt of the neck warmer is shown separately in FIGS. 7-10 for clarity of illustration.

The broken lines shown in the drawings are stitching.

1 Claim, 5 Drawing Sheets

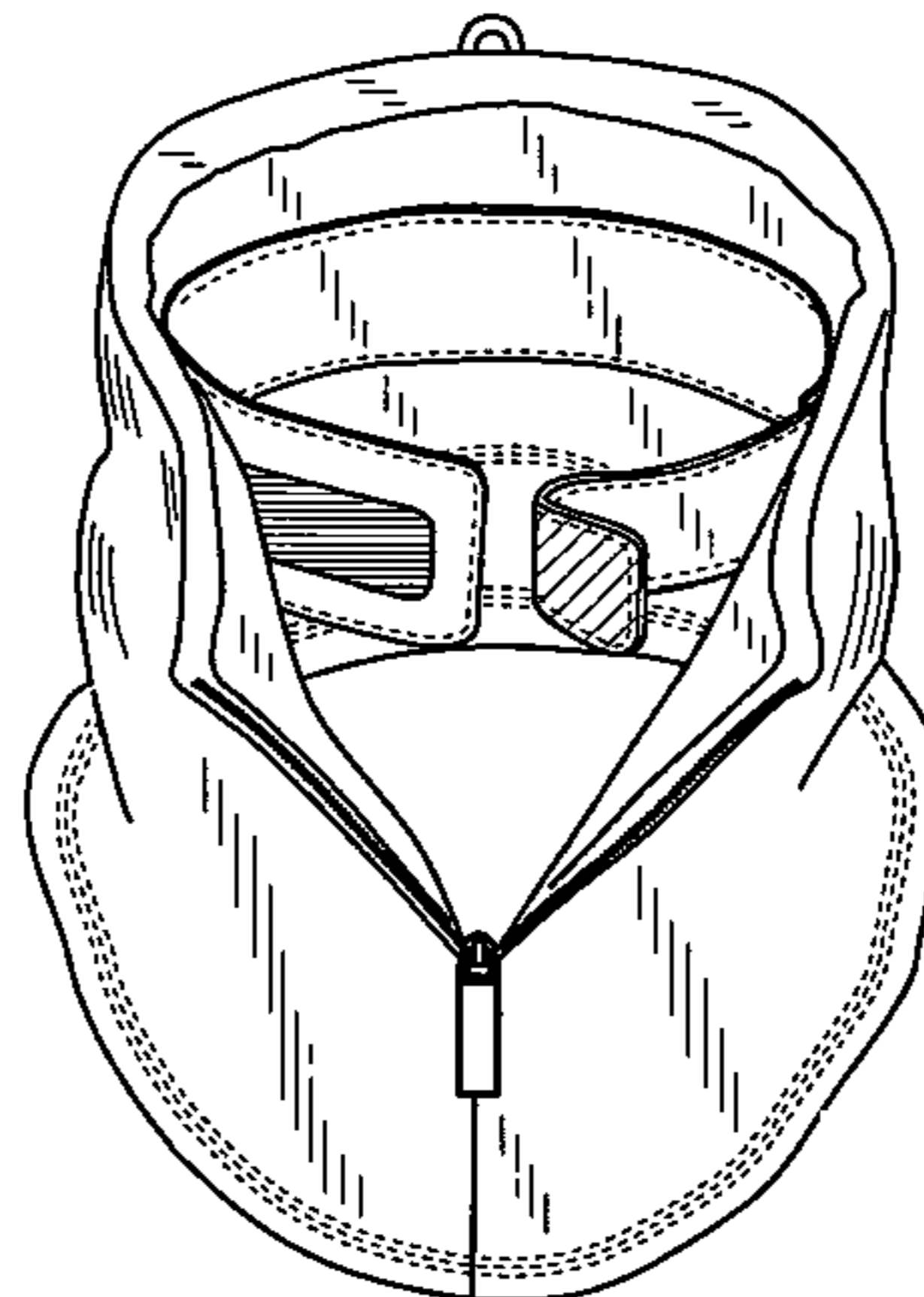
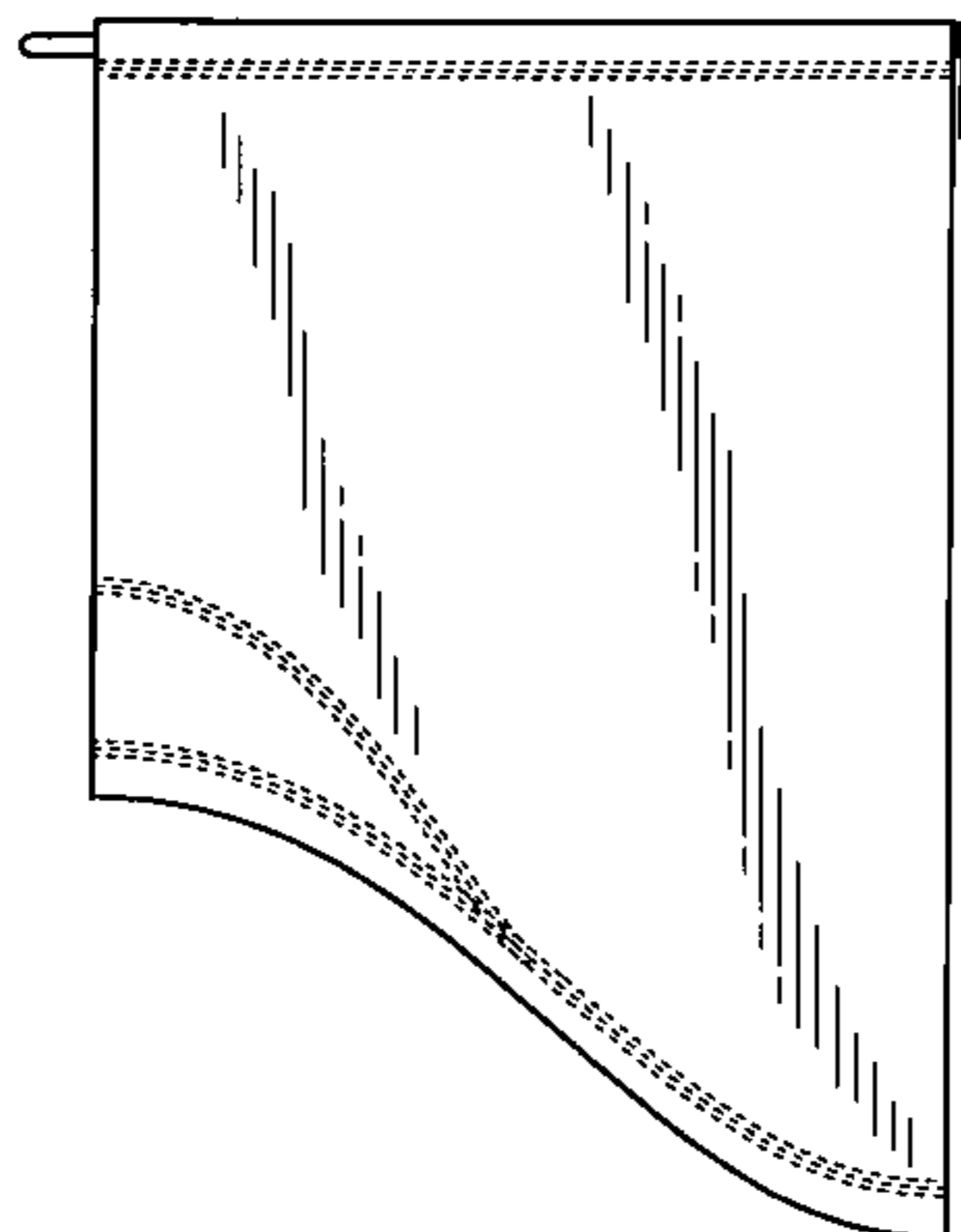


FIG. 1

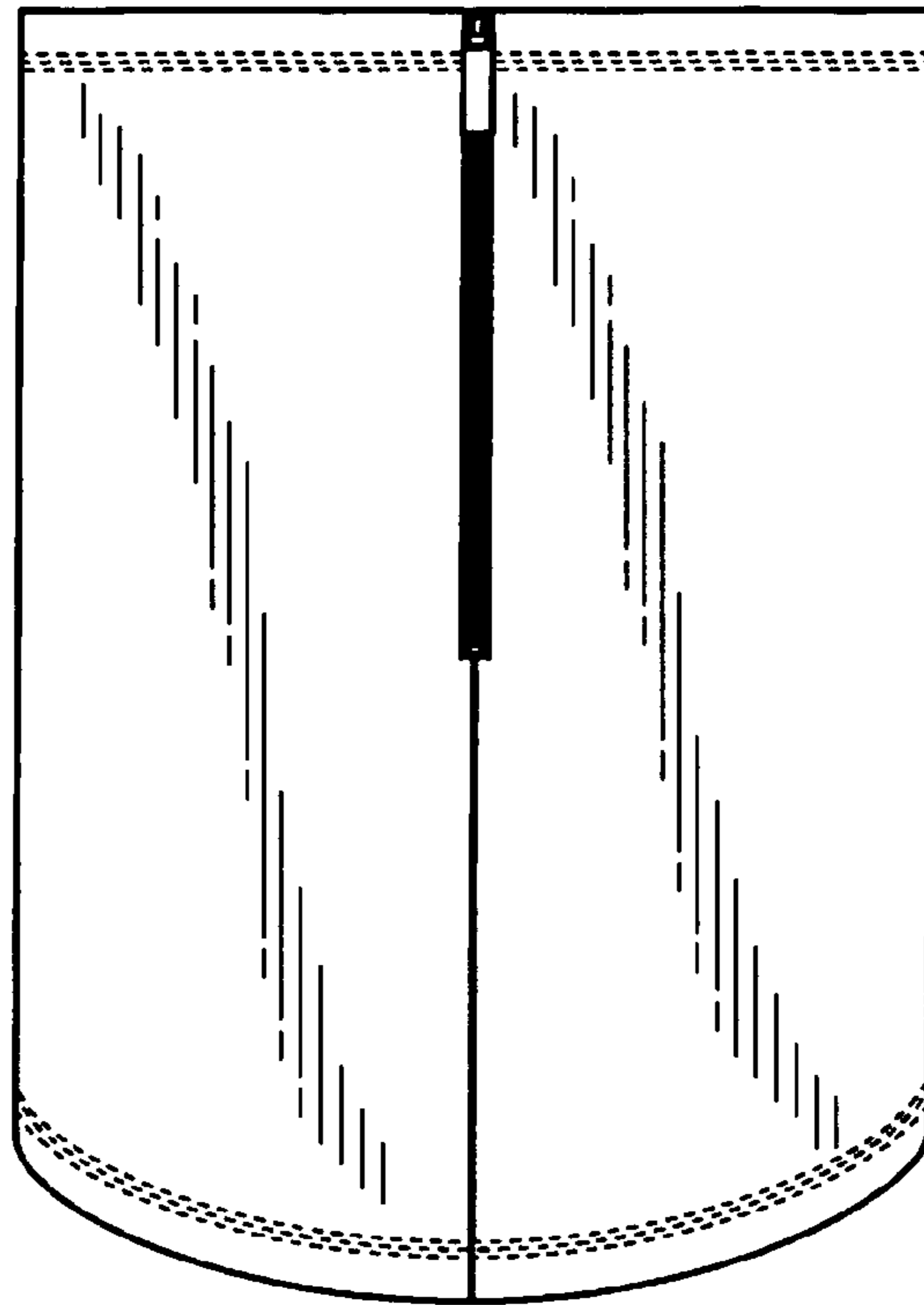


FIG. 2

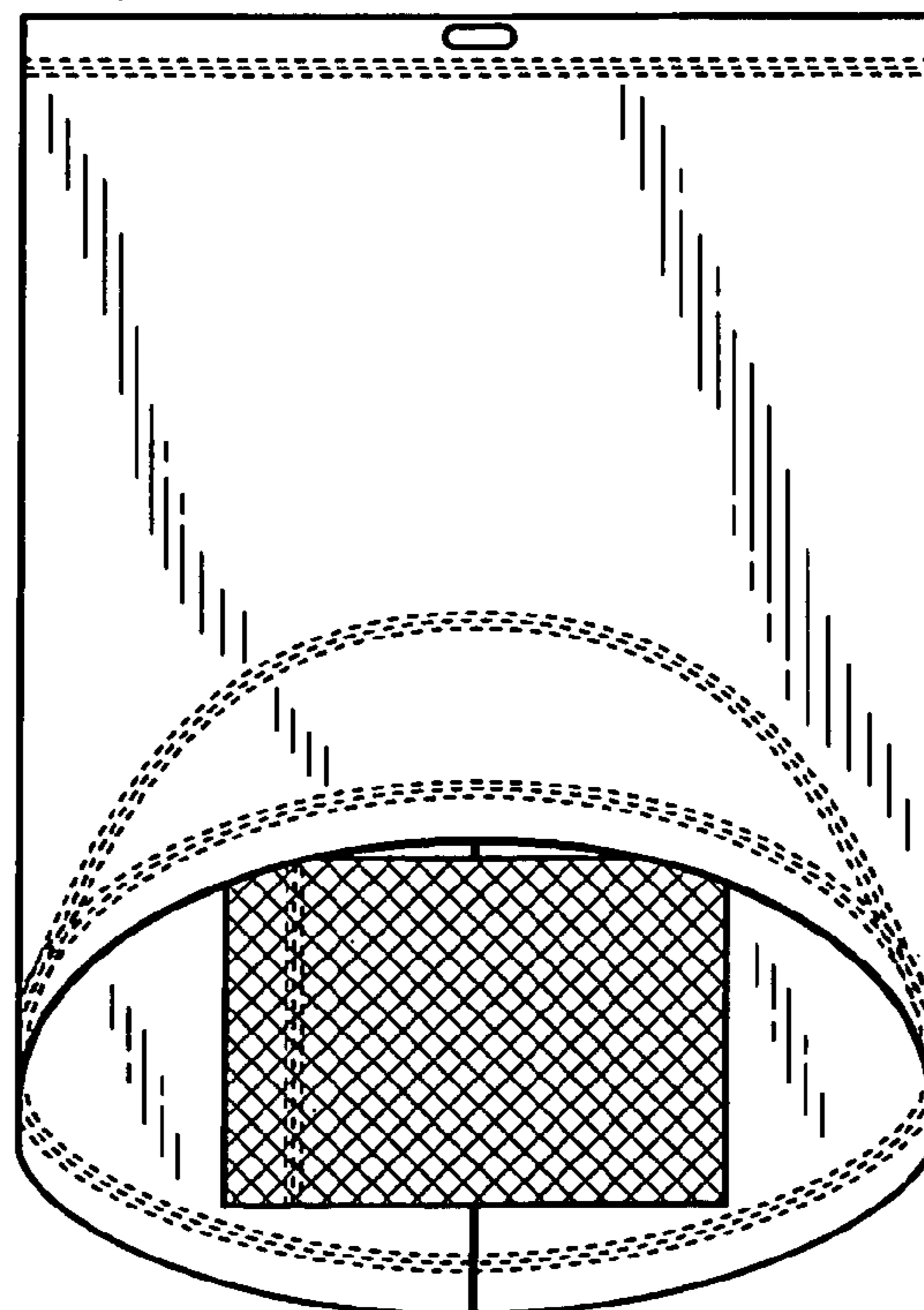


FIG. 3

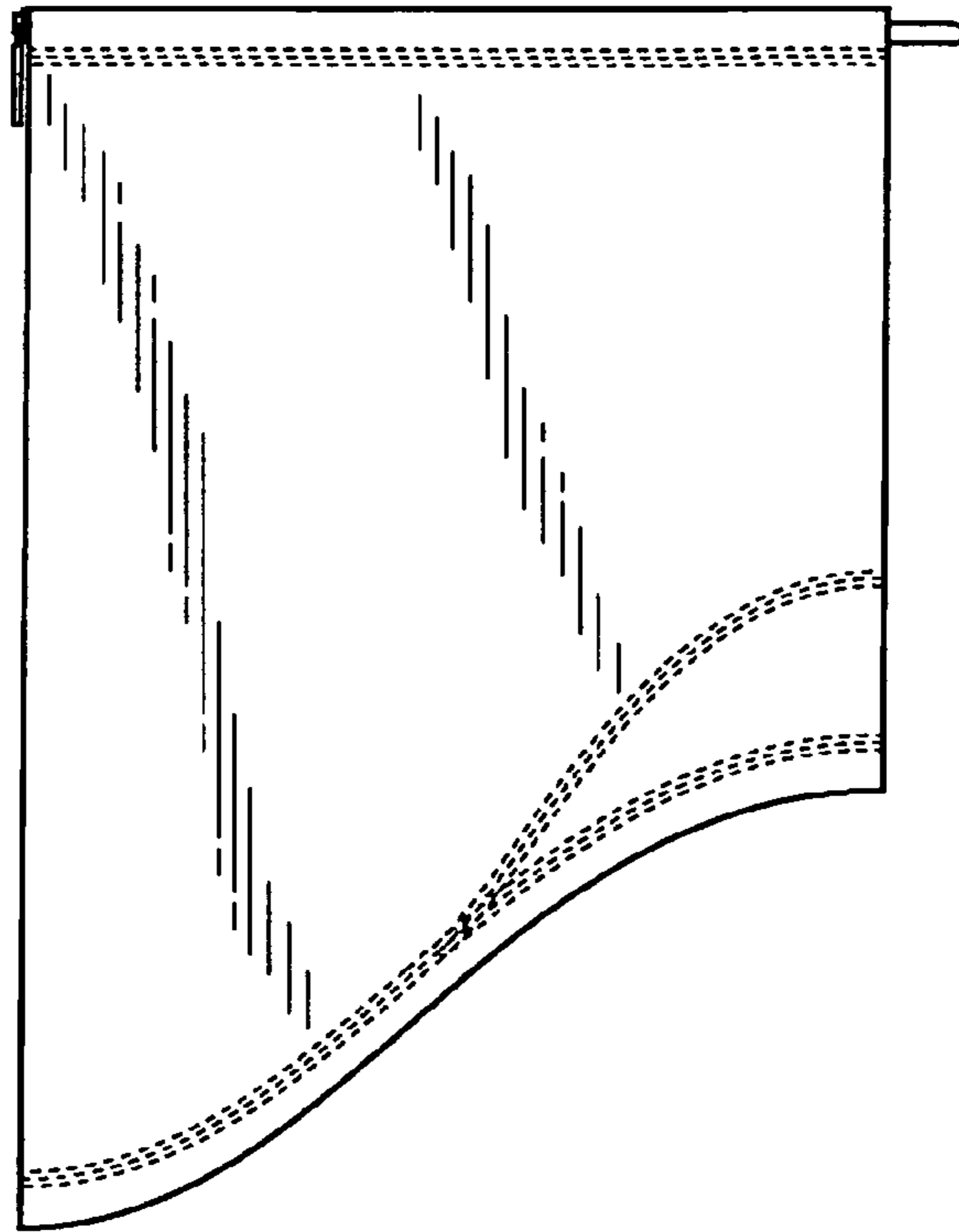


FIG. 4

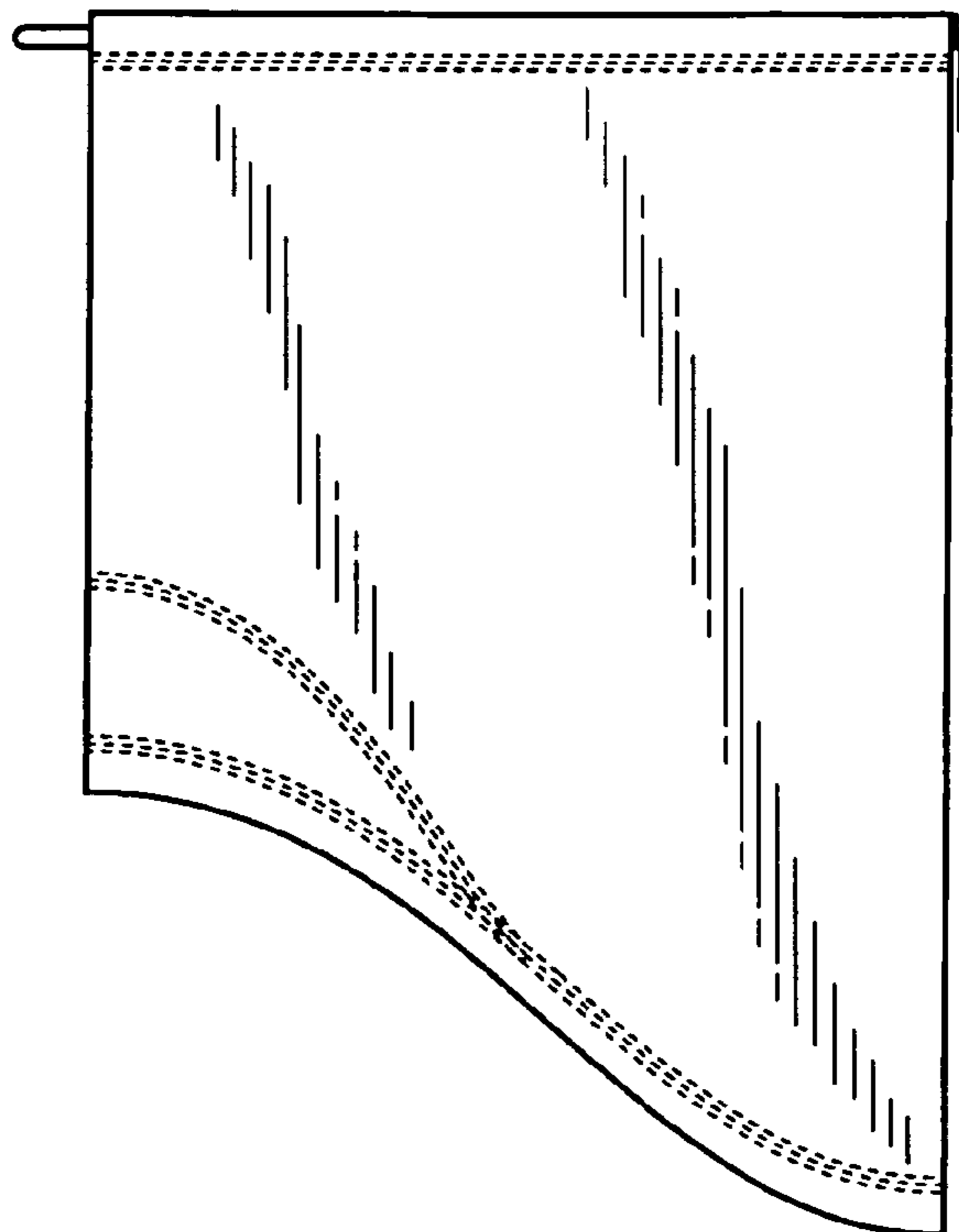


FIG. 5

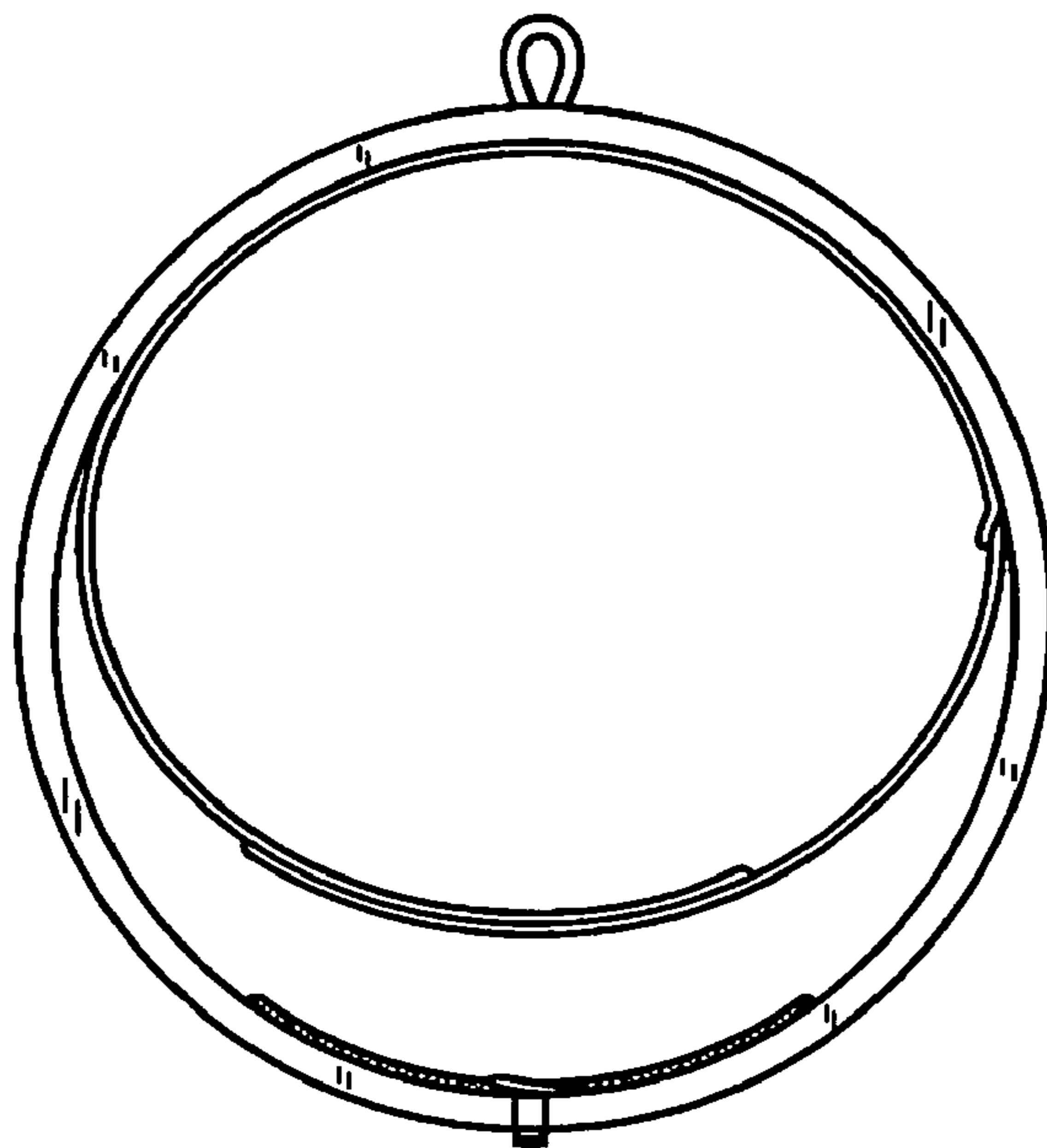


FIG. 6

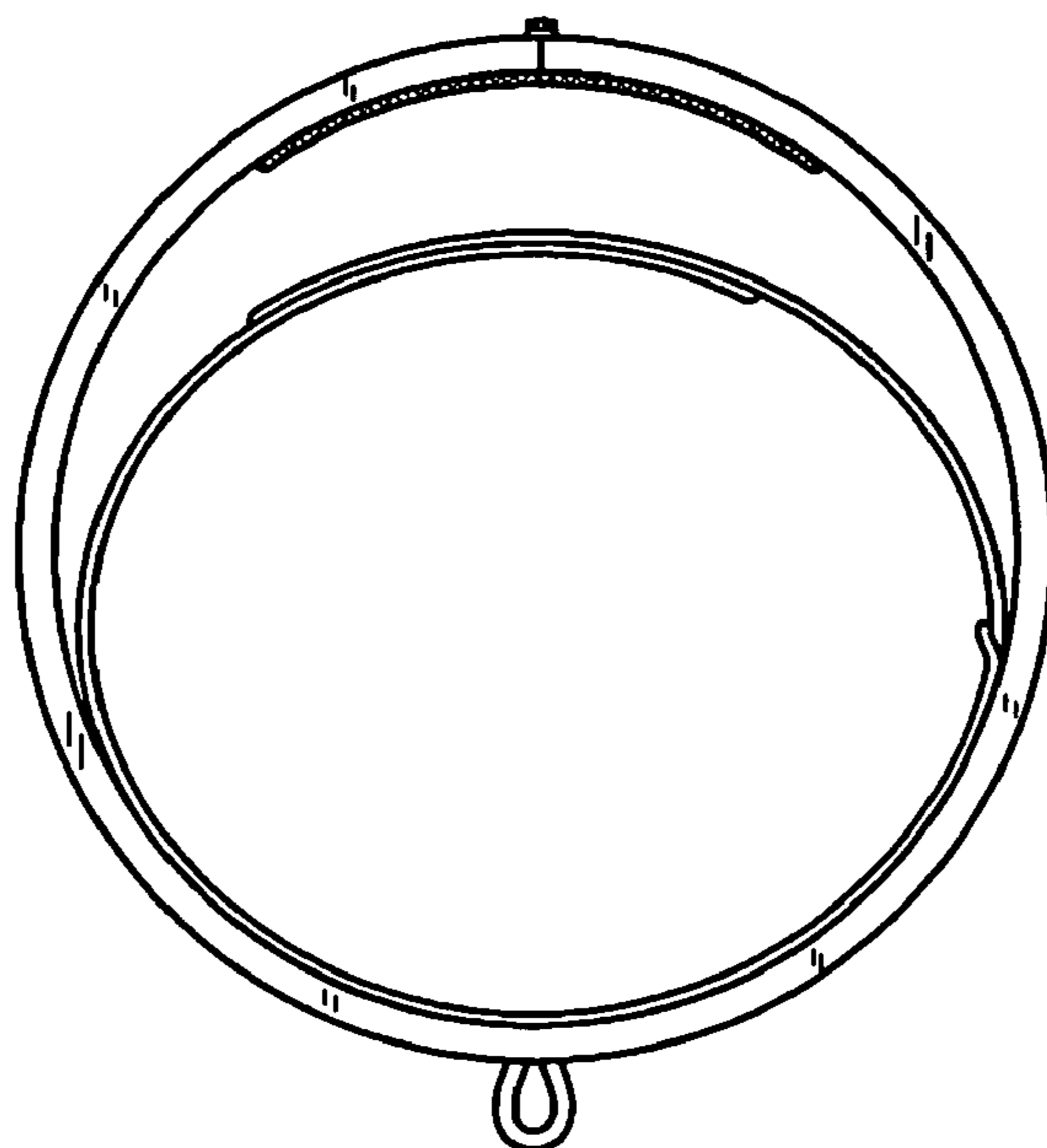


FIG. 7




FIG. 8



FIG. 9



FIG. 10



FIG. 11

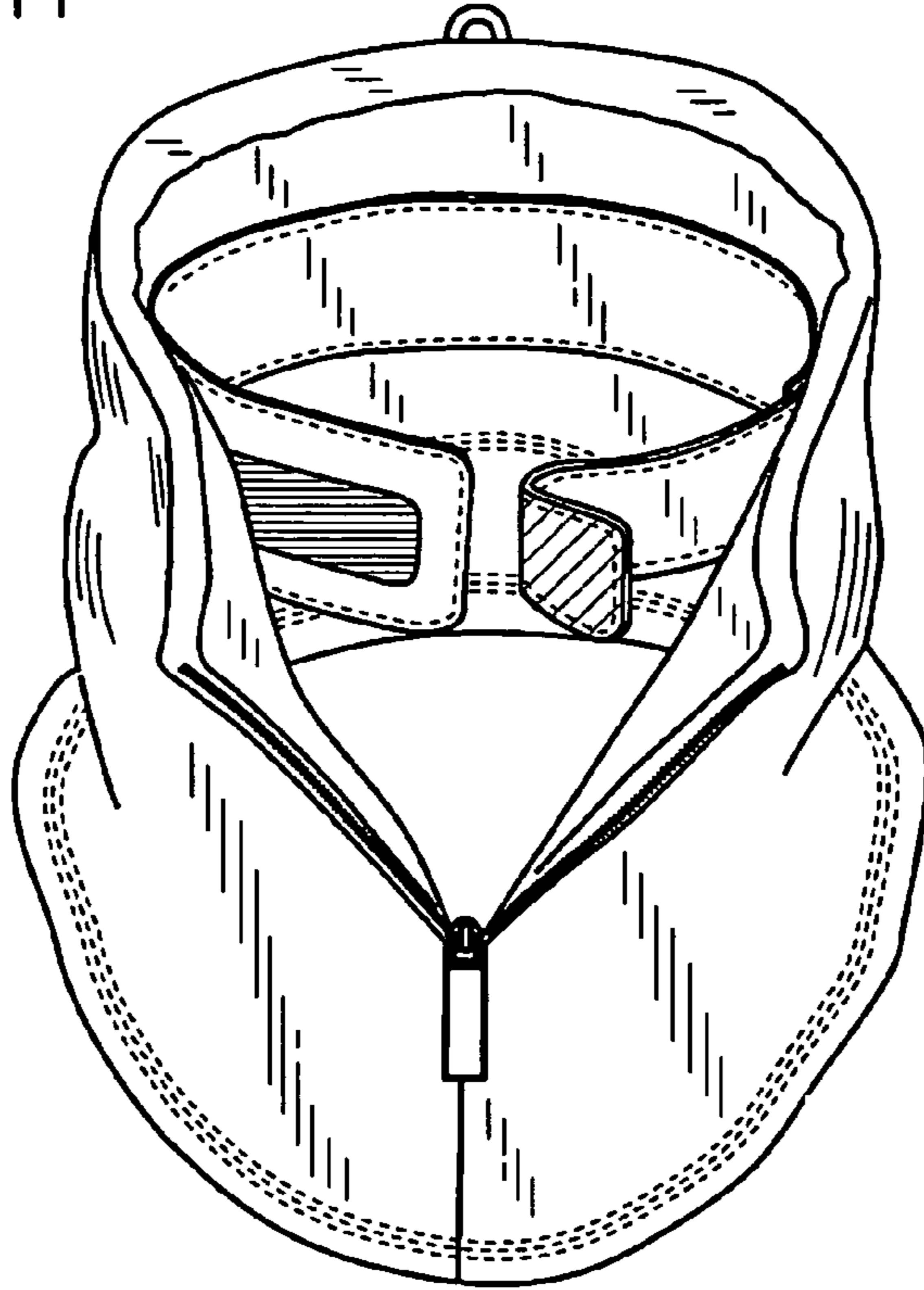


FIG. 12

