



US00D639010S

(12) **United States Design Patent**
Barnts et al.

(10) **Patent No.:** **US D639,010 S**

(45) **Date of Patent:** **** May 31, 2011**

(54) **SHEET RACK**

(75) Inventors: **Robbey Barnts**, Diller, NE (US);
Richard Allen, Fairbury, NE (US)

(73) Assignee: **Prairie View Industries, Inc.**, Fairbury,
NE (US)

(**) Term: **14 Years**

(21) Appl. No.: **29/366,459**

(22) Filed: **Jul. 26, 2010**

(51) **LOC (9) Cl.** **12-02**

(52) **U.S. Cl.** **D34/21**

(58) **Field of Classification Search** D34/12-27;
211/189, 201, 126; 280/79.3, 47.2, 47.26,
280/47.33, 47.16

See application file for complete search history.

(56) **References Cited**

U.S. PATENT DOCUMENTS

2,936,899	A *	5/1960	Tashman	211/85.4
2,959,298	A *	11/1960	Pope	211/126.15
3,868,123	A *	2/1975	Berg et al.	280/79.2
4,588,096	A *	5/1986	Story et al.	211/126.15
D352,585	S *	11/1994	Binning	D34/17
D354,597	S *	1/1995	Crane	D34/21
5,685,442	A *	11/1997	Yoshino et al.	211/201

5,957,309	A *	9/1999	Hall	211/126.2
D514,269	S *	1/2006	Polidoros	D34/21
D516,347	S *	3/2006	Post et al.	D6/509
2002/0175134	A1 *	11/2002	Hall	211/133.1

* cited by examiner

Primary Examiner — Cynthia E Ramirez

(74) *Attorney, Agent, or Firm* — Stinson Morrison Hecker
LLP


(57) **CLAIM**

The ornamental design for a sheet rack, as shown and described.

DESCRIPTION

FIG. 1 is a front perspective view of the sheet rack;
FIG. 2 is a left side elevational view of the sheet rack of FIG. 1;
FIG. 3 is a right side elevational view of the sheet rack of FIG. 1;
FIG. 4 is a front elevational view of the sheet rack of FIG. 1;
FIG. 5 is a rear elevational view of the sheet rack of FIG. 1;
FIG. 6 is a top plan view of the sheet rack of FIG. 1; and,
FIG. 7 is a bottom plan view of the sheet rack of FIG. 1.
The broken line shown in the drawings is included for the purpose of illustrating environment and forms no part of the claimed design.

1 Claim, 4 Drawing Sheets



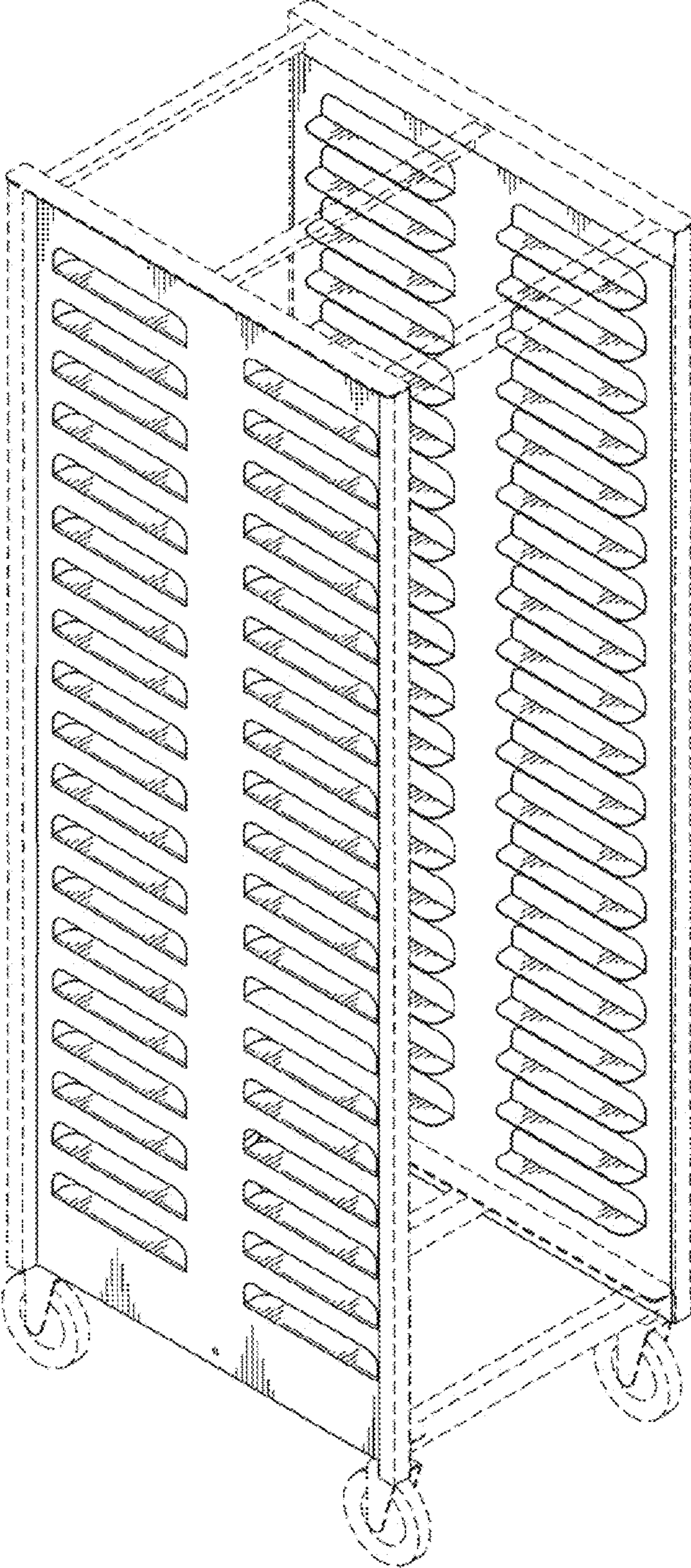


FIG. 1

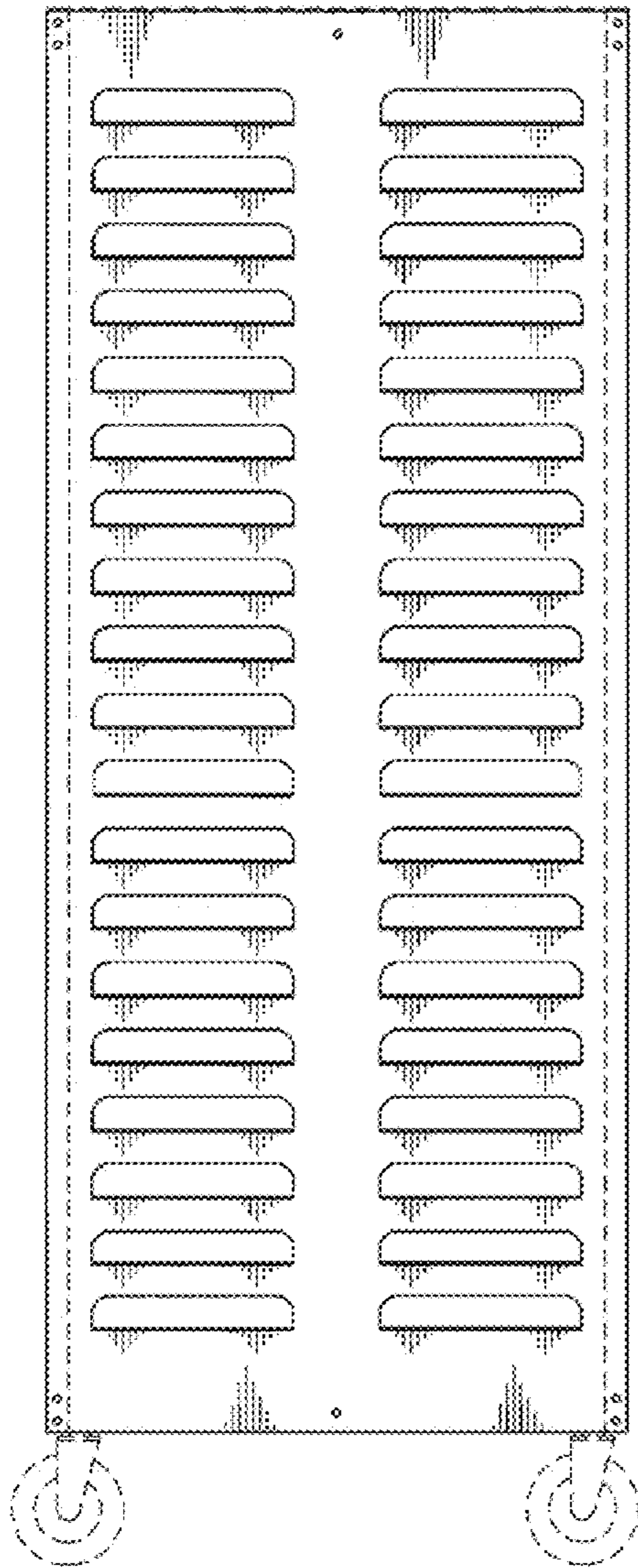


FIG. 2




FIG. 3

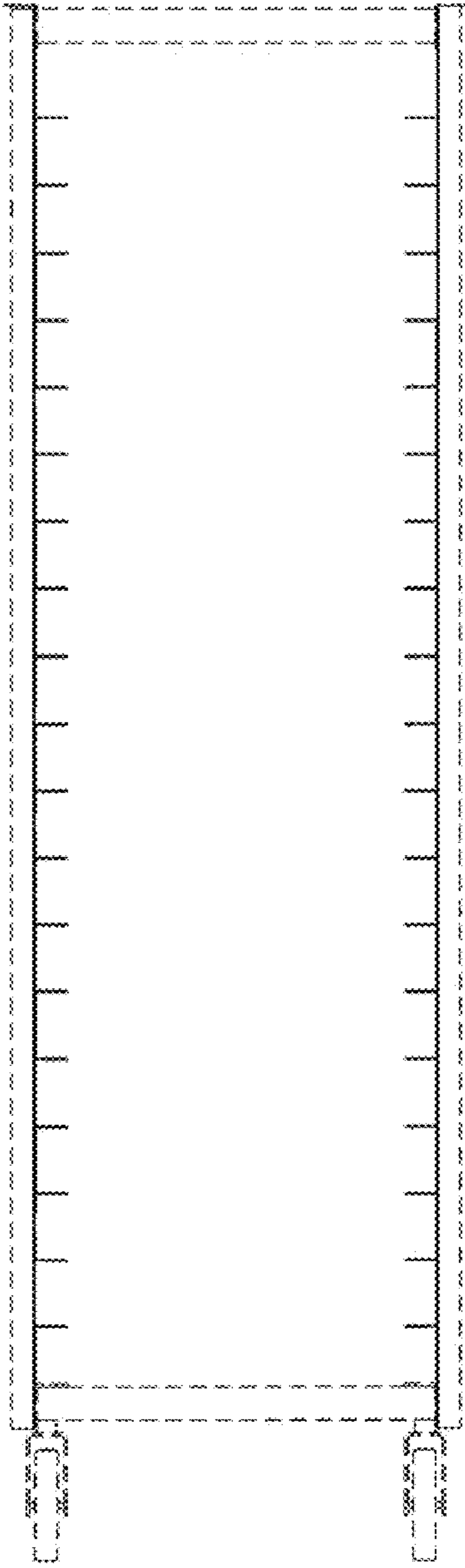


FIG. 4




FIG. 5

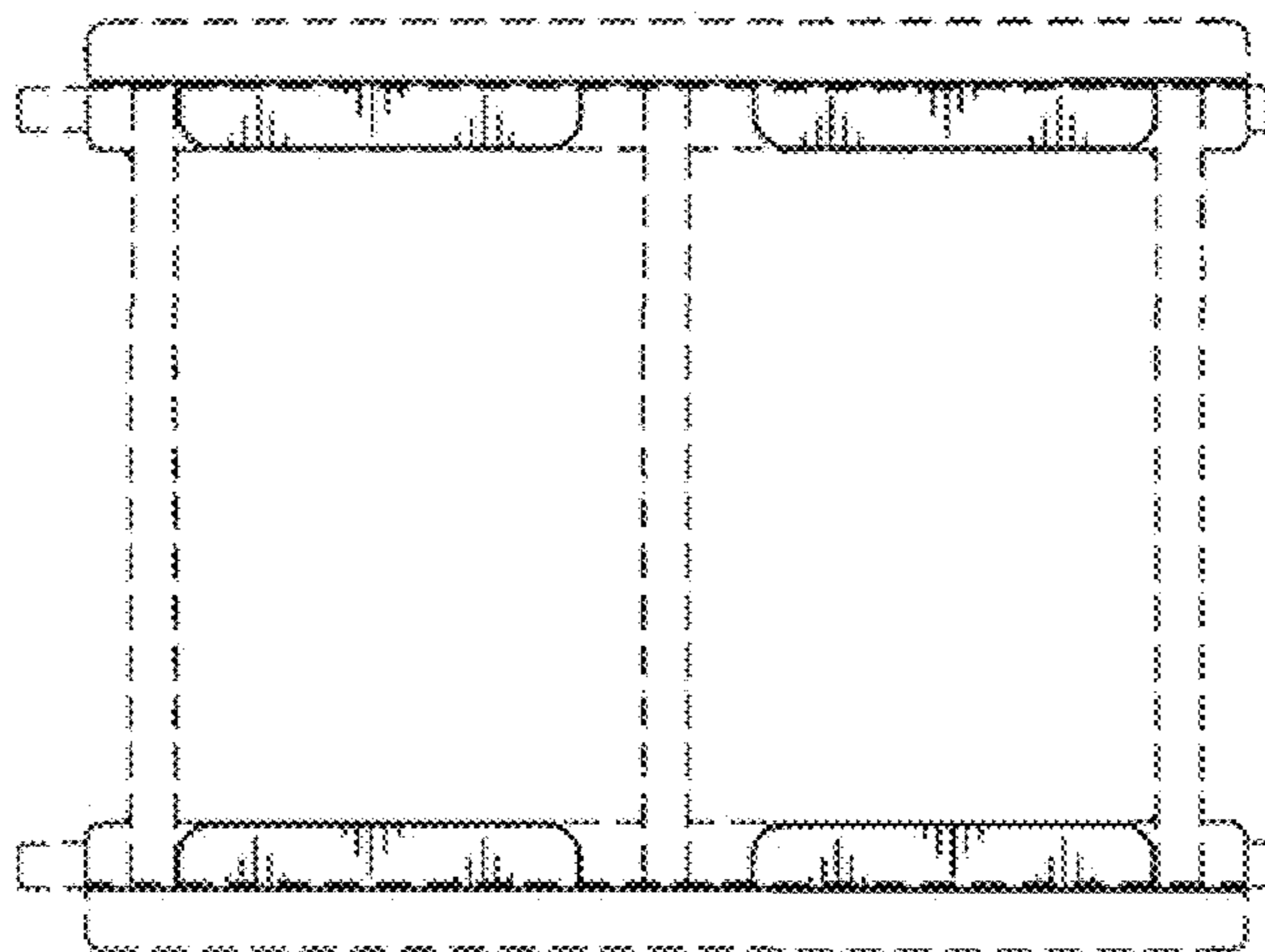


FIG. 6

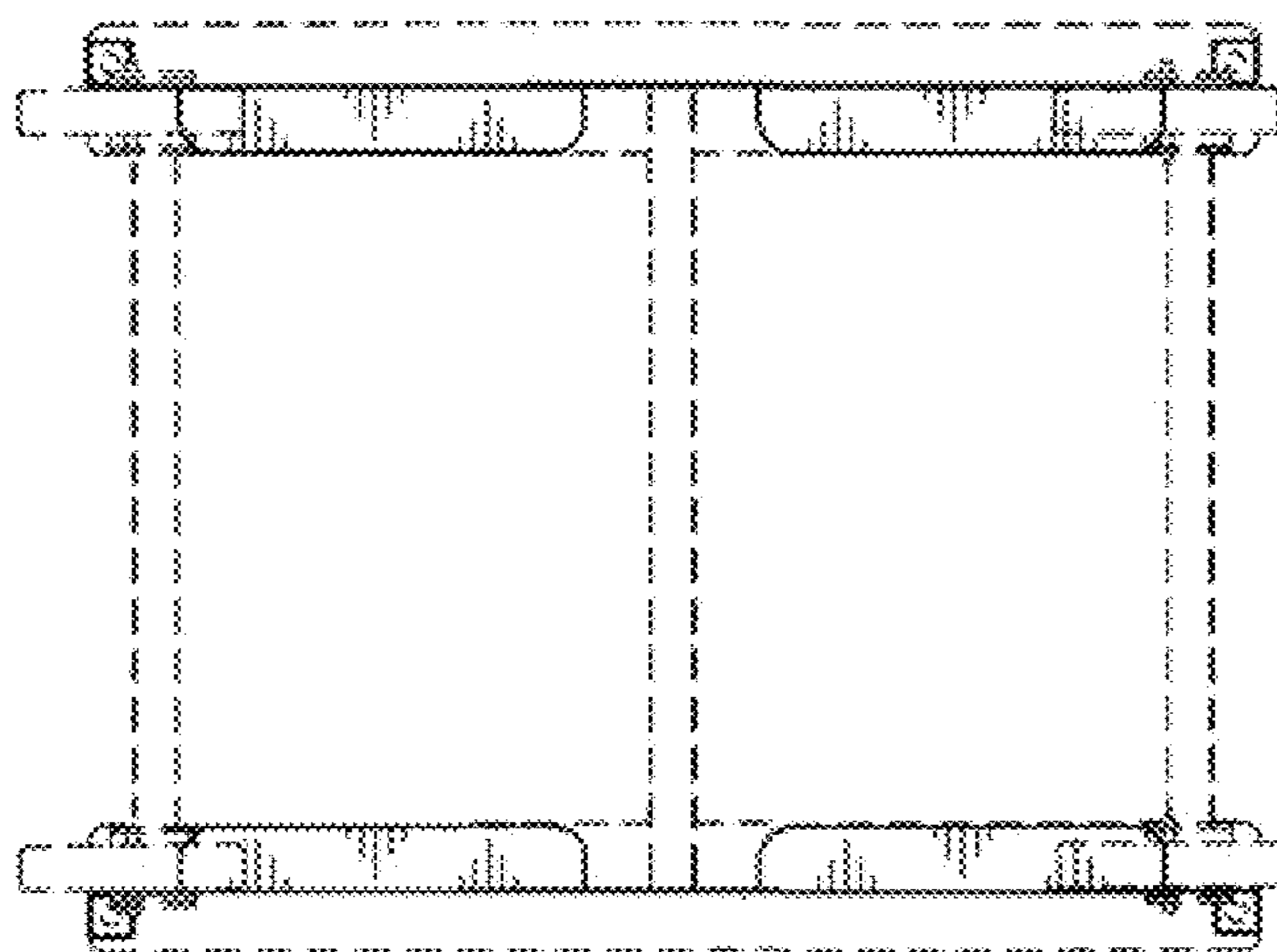


FIG. 7