



US00D638959S

(12) **United States Design Patent**  
**Xiao**

(10) **Patent No.:** **US D638,959 S**

(45) **Date of Patent:** **\*\* May 31, 2011**

(54) **ENERGY SAVING LAMP**

(56) **References Cited**

(75) Inventor: **Zhiwei Xiao**, Shenzhen (CN)

U.S. PATENT DOCUMENTS

(73) Assignee: **Shenzhen Uidea Lighting Technology Co., Ltd.**, Shenzhen (CN)

D543,645	S	*	5/2007	Hawass	.....	D26/3
D549,362	S	*	8/2007	To et al.	.....	D26/3
D560,289	S	*	1/2008	Itaya et al.	.....	D26/3
D577,133	S	*	9/2008	Xu et al.	.....	D26/3

\* cited by examiner

(\*\*) Term: **14 Years**

*Primary Examiner* — Marcus A Jackson

(21) Appl. No.: **29/383,060**

(57) **CLAIM**

I claim the ornamental design for a energy saving lamp, as shown.

(22) Filed: **Jan. 11, 2011**

**DESCRIPTION**

(51) **LOC (9) Cl.** ..... **26-04**

(52) **U.S. Cl.** ..... **D26/3**

(58) **Field of Classification Search** ..... D26/1-4;  
313/313, 315, 316, 317, 318, 493; 315/52,  
315/53, 56, 57, 58

FIG. 1 is a front view of an energy saving lamp showing the new design;

FIG. 2 is a rear view thereof;

FIG. 3 is a left side view thereof;

FIG. 4 is a right side view thereof;

FIG. 5 is a top view thereof;

FIG. 6 is a bottom view thereof; and,

FIG. 7 is a perspective view thereof.

See application file for complete search history.

**1 Claim, 7 Drawing Sheets**






FIG. 1




FIG. 2




FIG. 3




FIG. 4

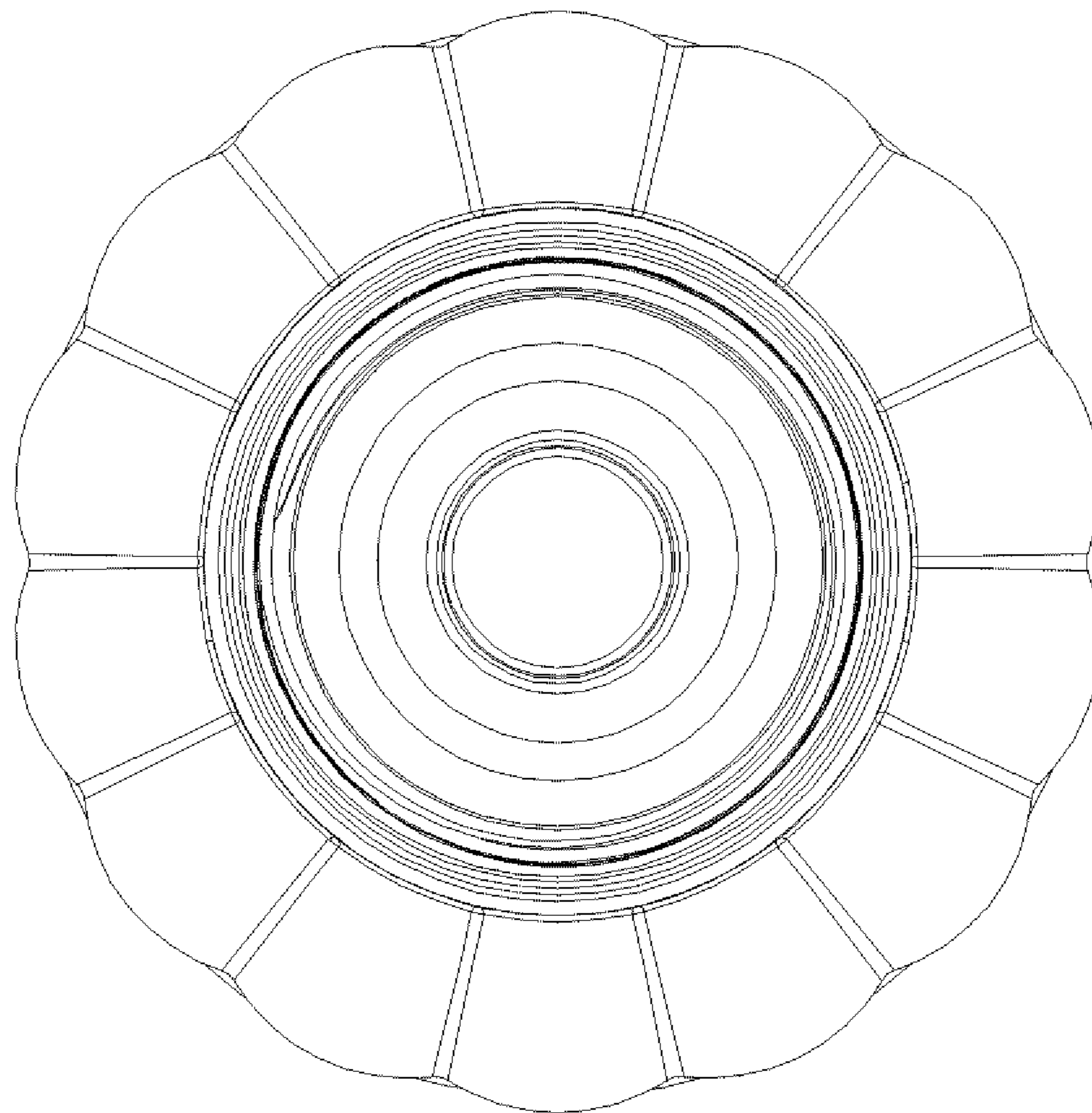


FIG. 5

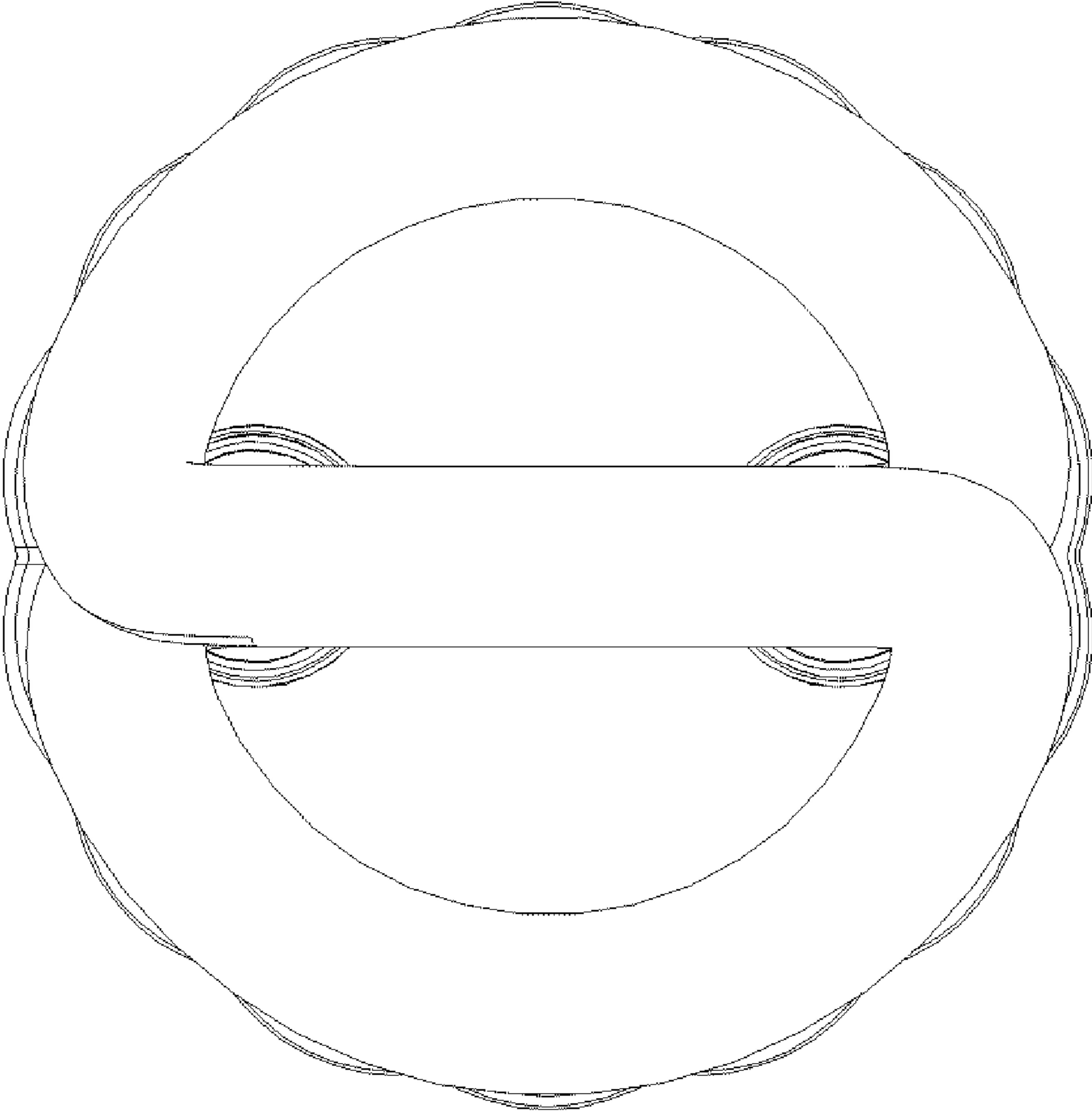


FIG. 6



FIG. 7