

US00D638954S

(12) **United States Design Patent**
Nichols

(10) **Patent No.:** **US D638,954 S**

(45) **Date of Patent:** **** May 31, 2011**

(54) **COLLAPSIBLE SHELTER**

(76) Inventor: **John Alexander Nichols**, South Perth
(AU)

(**) Term: **14 Years**

(21) Appl. No.: **29/359,992**

(22) Filed: **Apr. 19, 2010**

(30) **Foreign Application Priority Data**

Oct. 21, 2009 (AU) 328478

(51) **LOC (9) Cl.** **25-03**

(52) **U.S. Cl.** **D25/1**

(58) **Field of Classification Search** D25/1,
D25/16, 18-19, 32, 56-57, 199; D21/834,
D21/836, 837, 838, 839; 135/87, 90, 95,
135/115, 125-126, 128, 900, 903-904

See application file for complete search history.

(56) **References Cited**

U.S. PATENT DOCUMENTS

D174,603	S	*	4/1955	Vucannon	D25/56
2,886,047	A	*	5/1959	Healy	135/95
D224,850	S	*	9/1972	Enzel et al.	D21/838
D233,749	S	*	11/1974	Sumner	D25/56
D266,178	S	*	9/1982	Lotterer	D21/837
5,080,123	A	*	1/1992	Stein	135/97
D324,898	S	*	3/1992	Andersen	D21/837
5,622,197	A	*	4/1997	Valaire	135/90
D379,487	S	*	5/1997	Gale	D21/837

D382,348	S	*	8/1997	Dattner	D25/56
5,791,363	A	*	8/1998	Moses	135/143
5,927,311	A	*	7/1999	Jager	135/124
D438,589	S	*	3/2001	Brown	D21/837
D578,597	S	*	10/2008	Dalland et al.	D21/837
D608,407	S	*	1/2010	Medlock	D21/837
D624,623	S	*	9/2010	Viglione	D21/839
D628,711	S	*	12/2010	Mathis et al.	D25/56
D628,712	S	*	12/2010	Mathis et al.	D25/56

* cited by examiner

Primary Examiner — T. Chase Nelson

Assistant Examiner — Kathleen M Sims

(74) *Attorney, Agent, or Firm* — Renner, Otto, Boisselle & Sklar, LLP

(57) **CLAIM**

The ornamental design for a collapsible shelter, as shown and described.

DESCRIPTION

FIG. 1 is a front view a collapsible shelter showing my design in a flexed condition;

FIG. 2 is a right side view thereof, the left side view being a mirror image thereof;

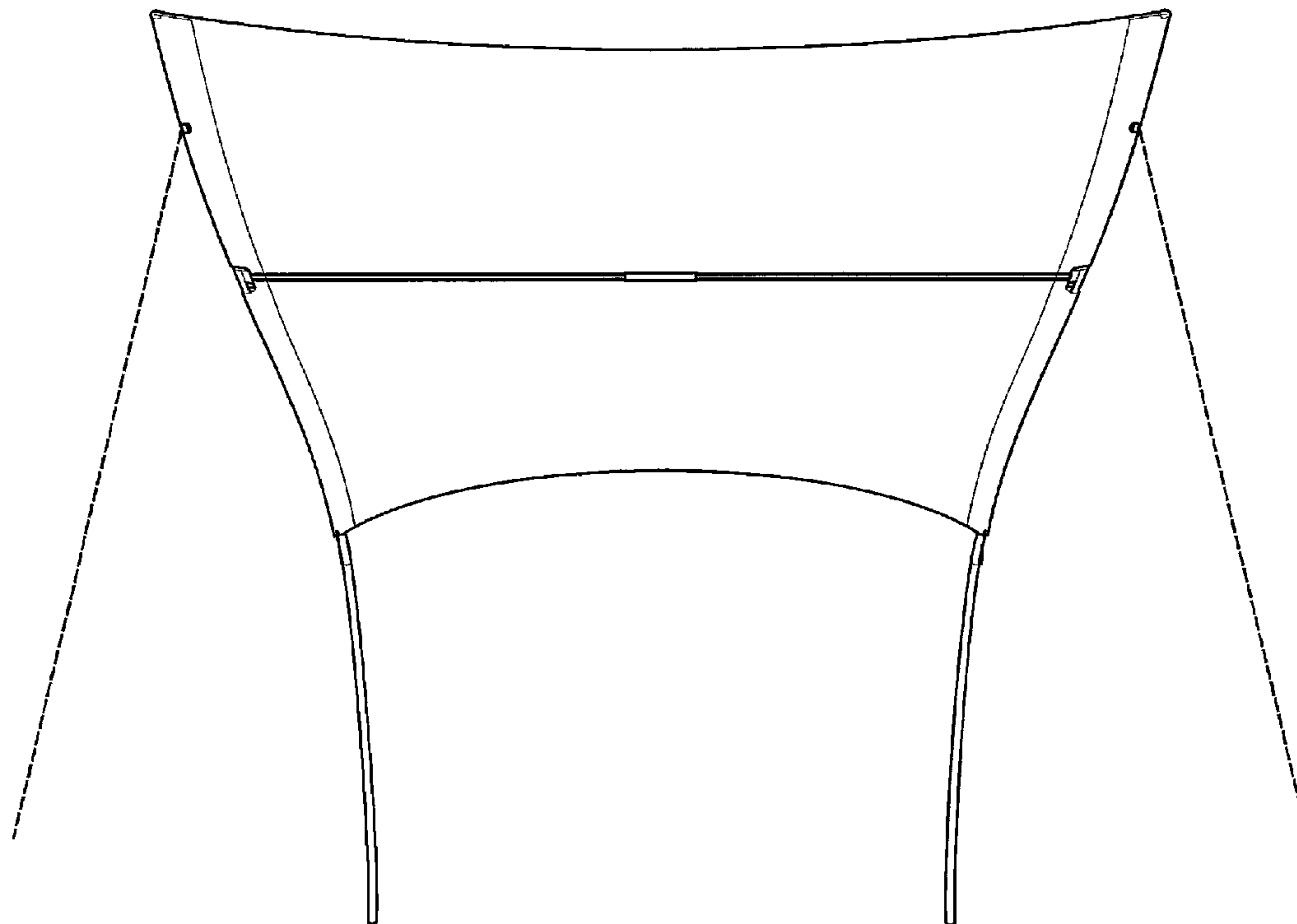
FIG. 3 is a rear perspective view thereof;

FIG. 4 is a front view of the collapsible shelter in a flat condition; and,

FIG. 5 is a right side view thereof, the left side view being a mirror image thereof.

The broken lines shown herein are for illustrative purposes only and form no part of the claimed design.

1 Claim, 3 Drawing Sheets



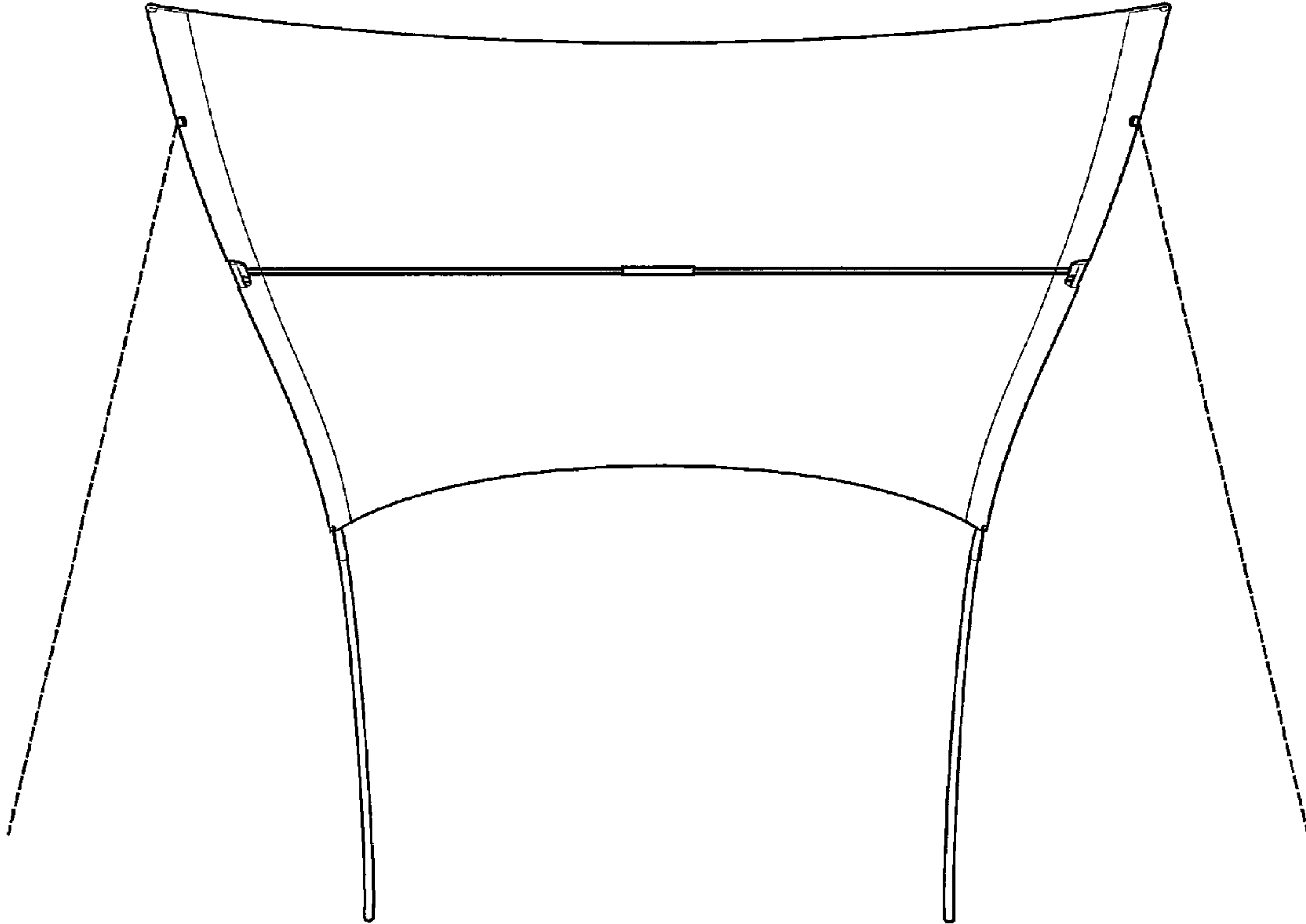


FIG. 1

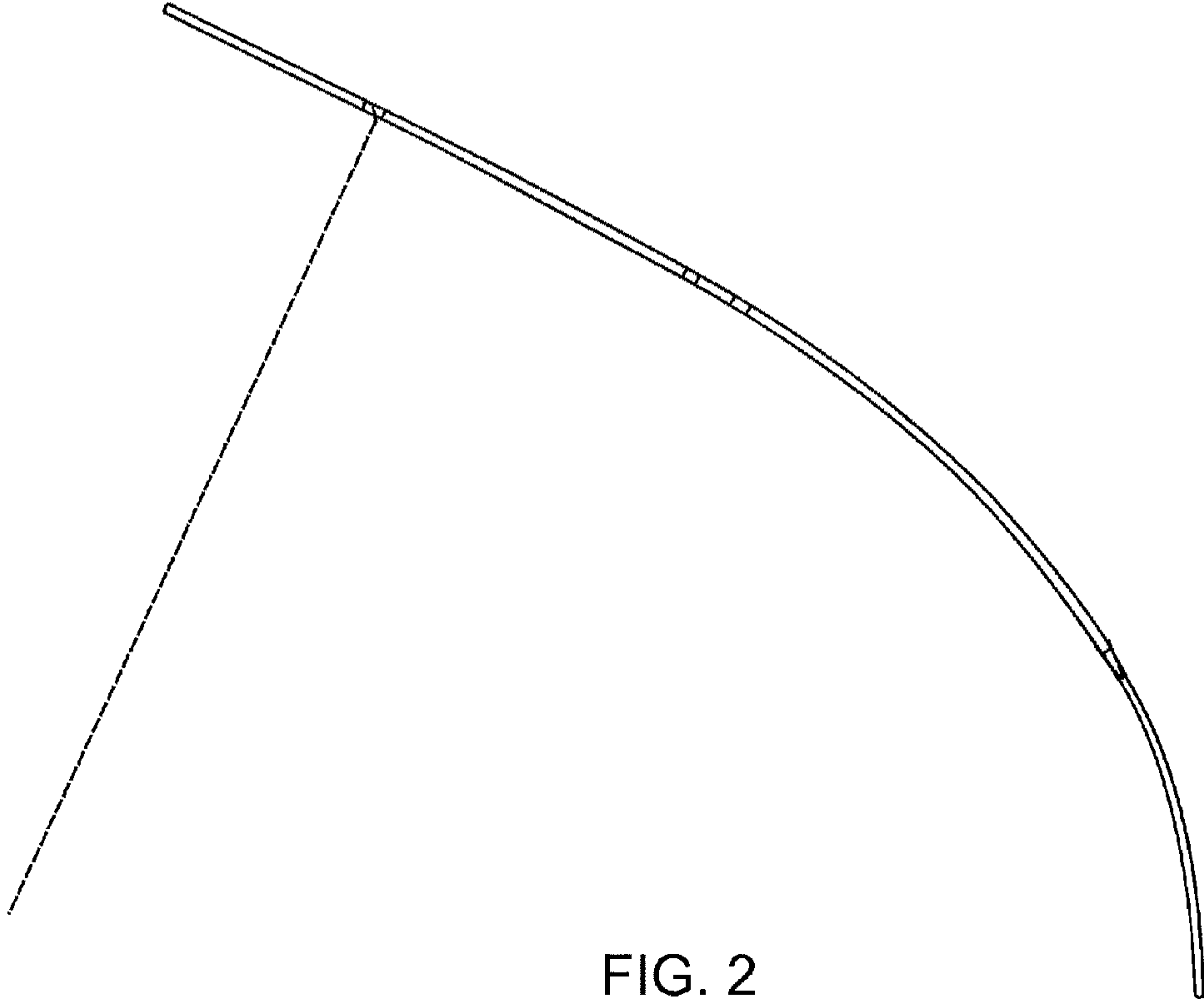


FIG. 2

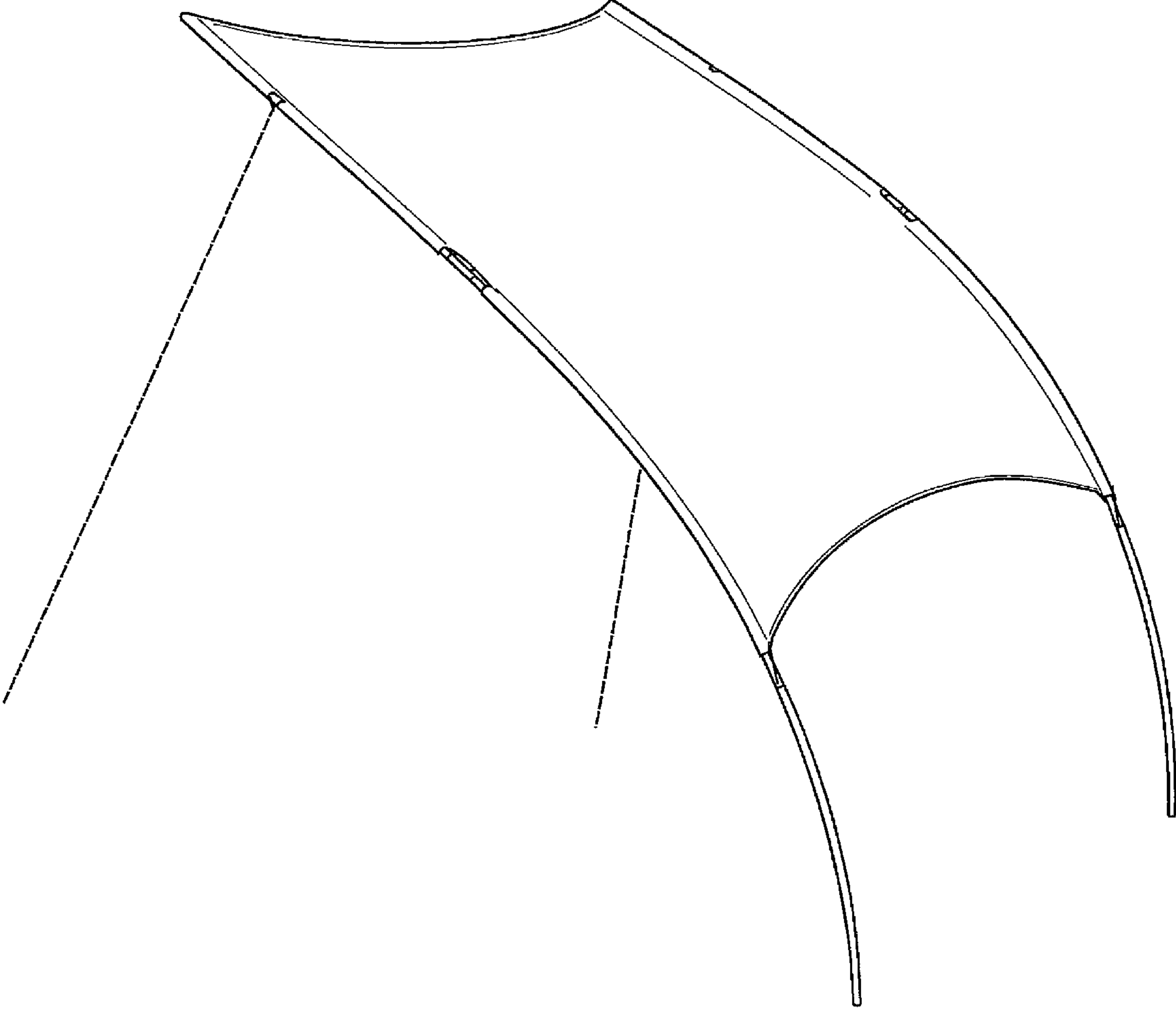


FIG. 3

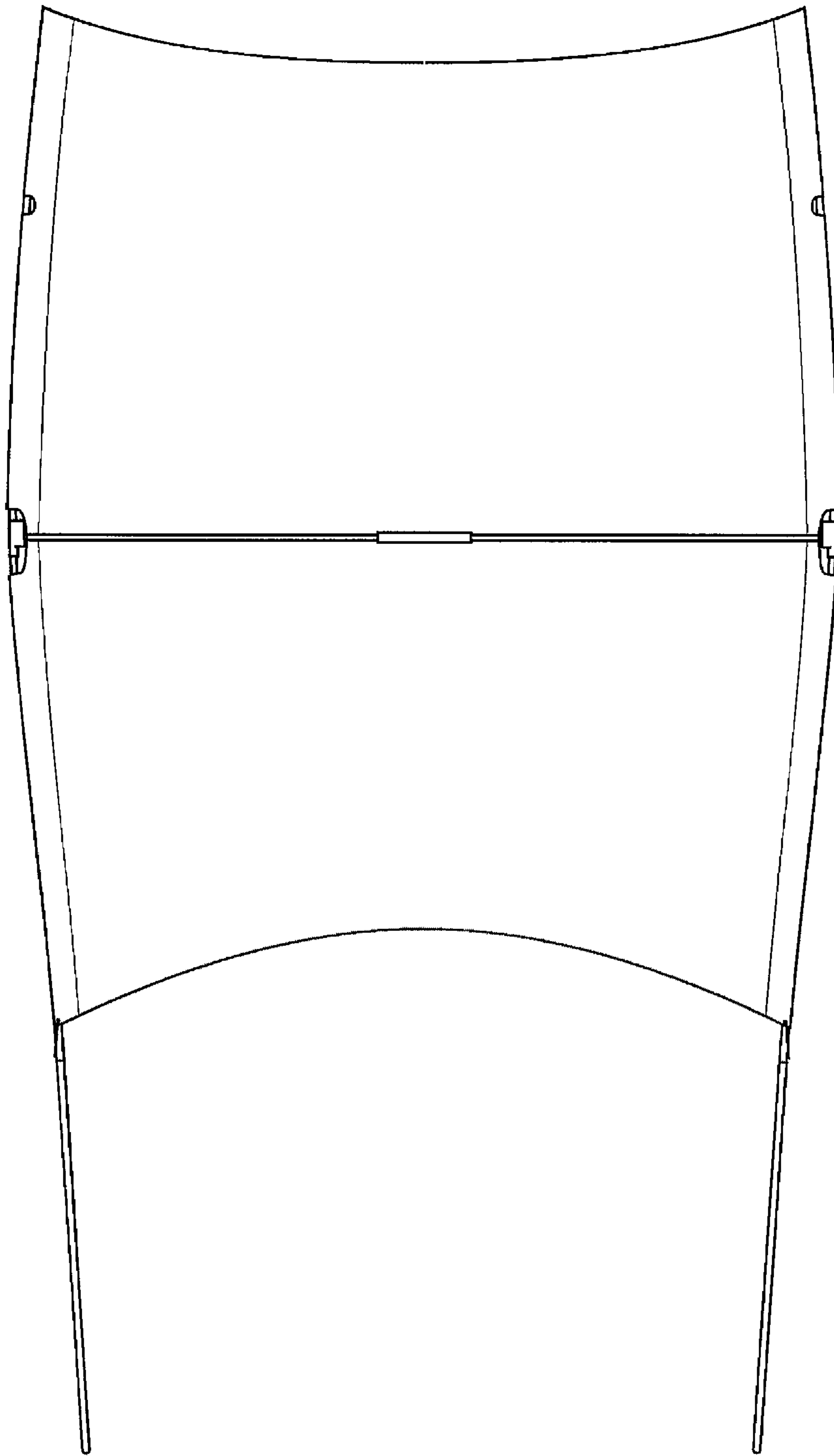


FIG. 4

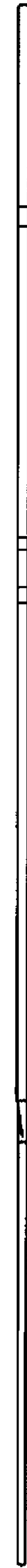


FIG. 5