



US00D638950S

(12) **United States Design Patent**
Janzon

(10) **Patent No.:** **US D638,950 S**

(45) **Date of Patent:** **** May 31, 2011**

(54) **ANKLE BRACE**

(75) **Inventor:** **Siegfried A. Janzon, Au/Hallertau (DE)**

(73) **Assignee:** **AET Australasia European Trading GmbH Import-Export (DE)**

(**) **Term:** **14 Years**

(21) **Appl. No.:** **29/350,752**

(22) **Filed:** **Nov. 23, 2009**

(30) **Foreign Application Priority Data**

Jun. 16, 2009 (EP) 001 549 429-0001

(51) **LOC (9) Cl.** **24-01**

(52) **U.S. Cl.** **D24/192**

(58) **Field of Classification Search** D24/190,
D24/192, 100, 206-207; D29/120.1, 120.2,
D29/121.1; 602/2, 5, 6, 16, 20, 23, 26, 27,
602/60-66; 2/16, 22, 24

See application file for complete search history.

(56) **References Cited**

U.S. PATENT DOCUMENTS

3,506,000 A * 4/1970 Baker 602/65
4,133,311 A * 1/1979 Karczewski 602/65

4,630,600 A * 12/1986 Spencer et al. 602/27
4,753,228 A * 6/1988 Selner et al. 602/27
D343,002 S * 1/1994 Gauvry D24/192
5,762,622 A * 6/1998 Lamont 602/65
D397,797 S * 9/1998 Chiang D24/192
D403,776 S * 1/1999 Brennan D24/192
D431,296 S * 9/2000 Swedberg et al. D24/192
6,322,530 B1 * 11/2001 Johnson et al. 602/65
6,929,617 B2 * 8/2005 McCormick et al. 602/65
2003/0100855 A1 * 5/2003 Norstrem 602/27

* cited by examiner

Primary Examiner — Susan E Krakower

(74) *Attorney, Agent, or Firm* — Holland & Hart LLP

(57) **CLAIM**

The ornamental design for an ankle brace, as shown and described.

DESCRIPTION

FIG. 1 is a front view of the ankle brace, showing my new design in an open configuration;
FIG. 2 is a rear view of the design of FIG. 1;
FIG. 3 is a right view of the design of FIG. 1 in a folded configuration; and,
FIG. 4 is a left view of the design of FIG. 1 in a folded configuration.

1 Claim, 4 Drawing Sheets


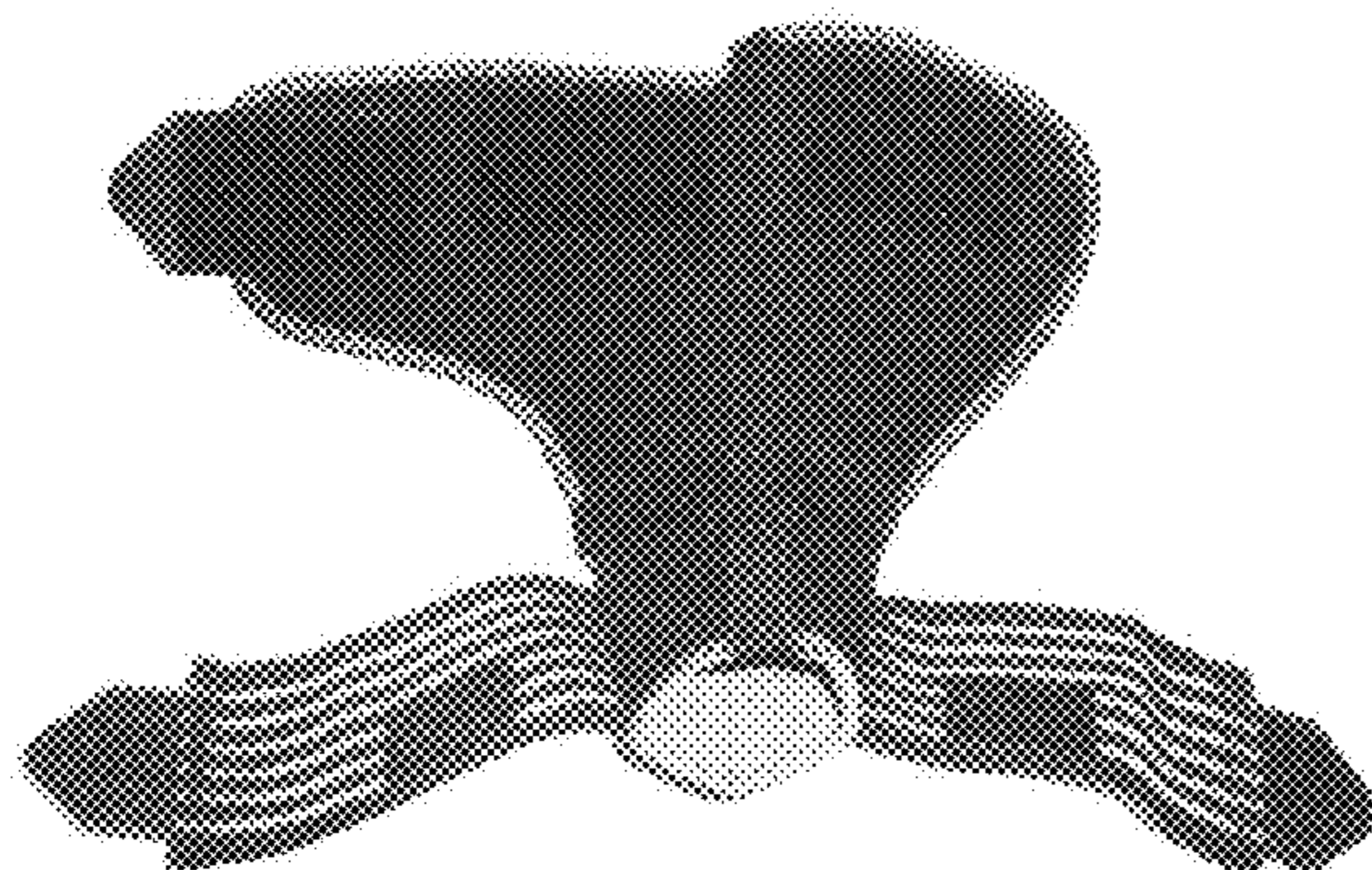




FIG. 1




FIG. 2



FIG. 3



FIG. 4