

US00D638948S

(12) **United States Design Patent**
Janzon

(10) **Patent No.:** **US D638,948 S**

(45) **Date of Patent:** **** May 31, 2011**

(54) **LUMBAR BRACE**

(75) **Inventor:** **Siegfried A. Janzon, Au/Hallertau (DE)**

(73) **Assignee:** **AET Australasia European Trading GmbH Import-Export (DE)**

(**) **Term:** **14 Years**

(21) **Appl. No.:** **29/350,764**

(22) **Filed:** **Nov. 23, 2009**

(30) **Foreign Application Priority Data**

Jun. 16, 2009 (EP) 001549429-0003

(51) **LOC (9) Cl.** **24-01**

(52) **U.S. Cl.** **D24/190**

(58) **Field of Classification Search** D24/188-190,
D24/200, 206; D29/100, 101.1, 101.3, 101.5;
D2/624, 627, 629, 634, 635; 602/5, 19, 13;
128/DIG. 20, 100, 101.1-101.5; 2/44-45,
2/300, 338, 463-465; D21/662
See application file for complete search history.

(56) **References Cited**

U.S. PATENT DOCUMENTS

| | | | | | |
|-----------|-----|---------|------------------|-------|-----------|
| 3,441,027 | A * | 4/1969 | Lehman | | 450/154 |
| 3,570,480 | A * | 3/1971 | Stubbs | | 602/19 |
| D273,331 | S * | 4/1984 | Gruber | | D24/190 |
| D278,657 | S * | 4/1985 | Nakao et al. | | D24/190 |
| 5,122,111 | A * | 6/1992 | Sebastian et al. | | 602/19 |
| 5,179,942 | A * | 1/1993 | Drulias et al. | | 128/101.1 |
| 5,188,586 | A * | 2/1993 | Castel et al. | | 602/19 |
| 5,302,171 | A * | 4/1994 | Pearson et al. | | 602/19 |
| D349,767 | S * | 8/1994 | Courtet | | D24/190 |
| D353,890 | S * | 12/1994 | McKeel | | D24/190 |

| | | | | | |
|--------------|------|---------|-----------------|-------|-----------|
| 5,560,046 | A * | 10/1996 | Iwamasa et al. | | 2/328 |
| 5,591,122 | A * | 1/1997 | Yewer, Jr. | | 602/19 |
| 5,722,940 | A * | 3/1998 | Gaylord et al. | | 602/19 |
| D394,707 | S * | 5/1998 | Tsubooka | | D24/190 |
| 5,785,672 | A * | 7/1998 | Mattison et al. | | 602/19 |
| 5,820,575 | A * | 10/1998 | Cabrera et al. | | 602/19 |
| D404,490 | S * | 1/1999 | Tripolsky | | D24/190 |
| 5,984,885 | A * | 11/1999 | Gaylord et al. | | 602/19 |
| D418,948 | S * | 1/2000 | London | | D29/101.1 |
| 6,068,606 | A * | 5/2000 | Castel et al. | | 602/19 |
| 6,080,121 | A * | 6/2000 | Madow et al. | | 602/5 |
| 6,146,345 | A * | 11/2000 | Mignard | | 602/19 |
| D435,611 | S * | 12/2000 | Hines | | D21/662 |
| D437,416 | S * | 2/2001 | Slautterback | | D24/190 |
| 6,342,044 | B1 * | 1/2002 | Frangi et al. | | 602/19 |
| 6,755,799 | B2 * | 6/2004 | Toda | | 602/19 |
| D492,787 | S * | 7/2004 | Weaver et al. | | D24/190 |
| D496,108 | S * | 9/2004 | Machin et al. | | D24/206 |
| D499,846 | S * | 12/2004 | Cesko | | D29/101.3 |
| 6,921,375 | B2 * | 7/2005 | Kihara | | 602/5 |
| 7,001,348 | B2 * | 2/2006 | Garth et al. | | 602/5 |
| 7,449,006 | B2 * | 11/2008 | Wolanske | | 602/19 |
| 2010/0049109 | A1 * | 2/2010 | Stewart, III | | 602/19 |

* cited by examiner

Primary Examiner — Susan E Krakower

(74) *Attorney, Agent, or Firm* — Holland & Hart LLP



(57) **CLAIM**

The ornamental design for a lumbar brace, as shown and described.

DESCRIPTION

FIG. 1 is a front view of the lumbar brace, showing my new design in an open configuration;
FIG. 2 is a back view of the design of FIG. 1; and,
FIG. 3 is a front view of the brace of FIG. 1 in a closed and secured configuration.

1 Claim, 3 Drawing Sheets






FIG. 1




FIG. 2

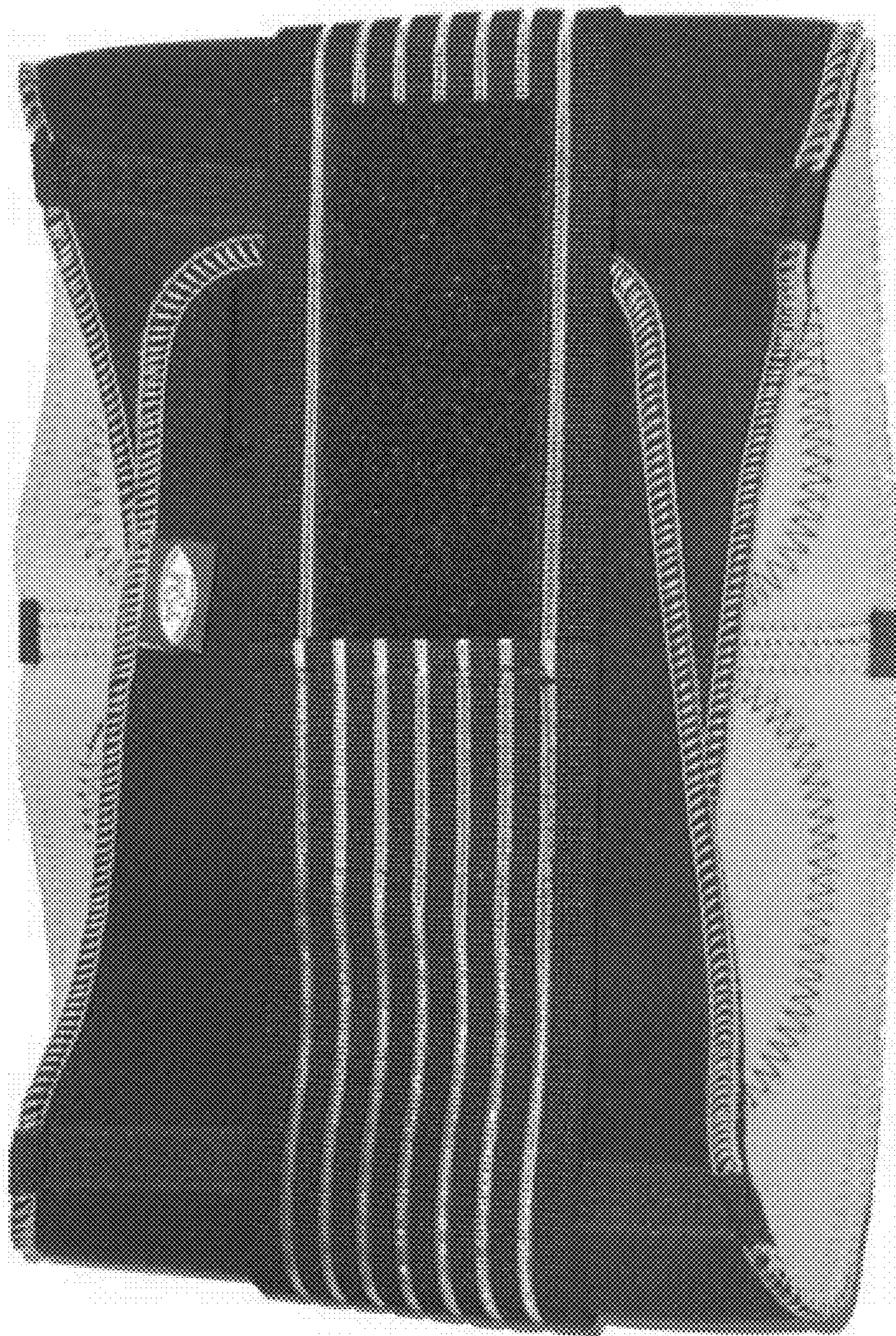


FIG. 3