



US00D638921S

(12) **United States Design Patent**  
**Bullington et al.**

(10) **Patent No.:** **US D638,921 S**

(45) **Date of Patent:** **\*\* May 31, 2011**

(54) **TOILET SEAT COVER**

D451,178 S \* 11/2001 Massey, Jr. .... D23/311  
6,851,131 B1 2/2005 Adams  
7,254,845 B1 8/2007 Morad

(76) Inventors: **Elaine K. Bullington**, Duluth, GA (US);  
**Amy B. Doggett**, Suwanee, GA (US);  
**Anna B. Allen**, Suwanee, GA (US)

\* cited by examiner

*Primary Examiner* — Robert Delehanty

(\*\*) Term: **14 Years**

(57) **CLAIM**

The ornamental design for a toilet seat cover, as shown and described.

(21) Appl. No.: **29/358,263**

**DESCRIPTION**

(22) Filed: **Mar. 24, 2010**

(51) **LOC (9) Cl.** ..... **23-02**

FIG. 1 is a perspective view of a toilet seat cover showing my new design;

(52) **U.S. Cl.** ..... **D23/311**

FIG. 2 is a top view thereof;

(58) **Field of Classification Search** ..... D23/311,

FIG. 3 is a bottom view thereof;

D23/303, 309; 4/248.1–245.2, 245.8

FIG. 4 is a front view (back view is mirror image) thereof; and,

See application file for complete search history.

FIG. 5 is a side view (opposite side view is mirror image) thereof.

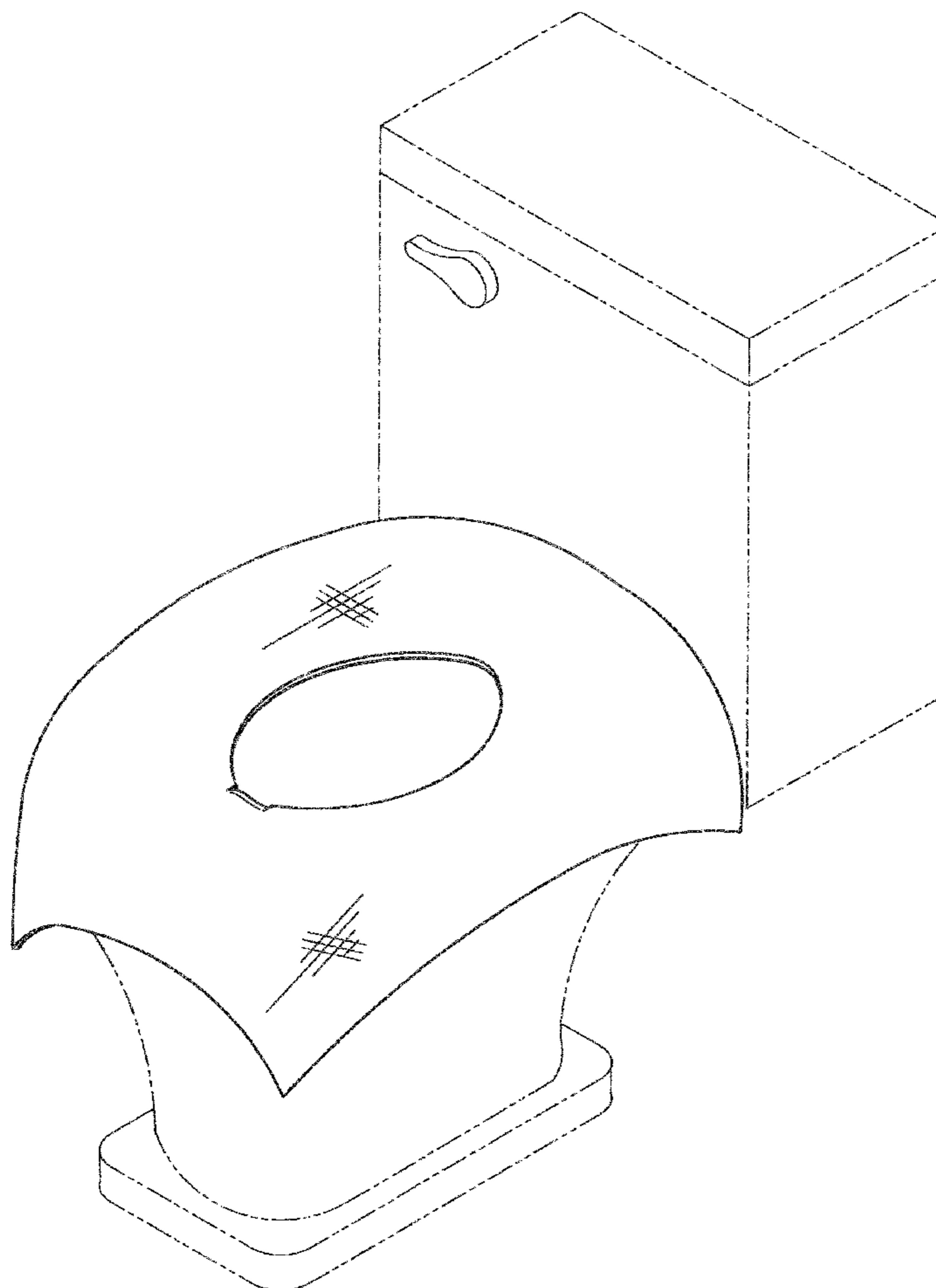
(56) **References Cited**

**U.S. PATENT DOCUMENTS**

1,304,511 A \* 5/1919 Quackenbush ..... 4/245.3  
4,050,105 A 9/1977 Marceaux  
4,766,617 A 8/1988 Thygesen et al.  
4,920,584 A 5/1990 Abdrabbo  
D320,069 S 9/1991 Rossiter

In FIG. 1, the broken lines showing of environmental structure for purposes of illustrating the toilet seat cover in a condition of use. The broken lines and the structure they depict form no part of the claimed design.

**1 Claim, 5 Drawing Sheets**



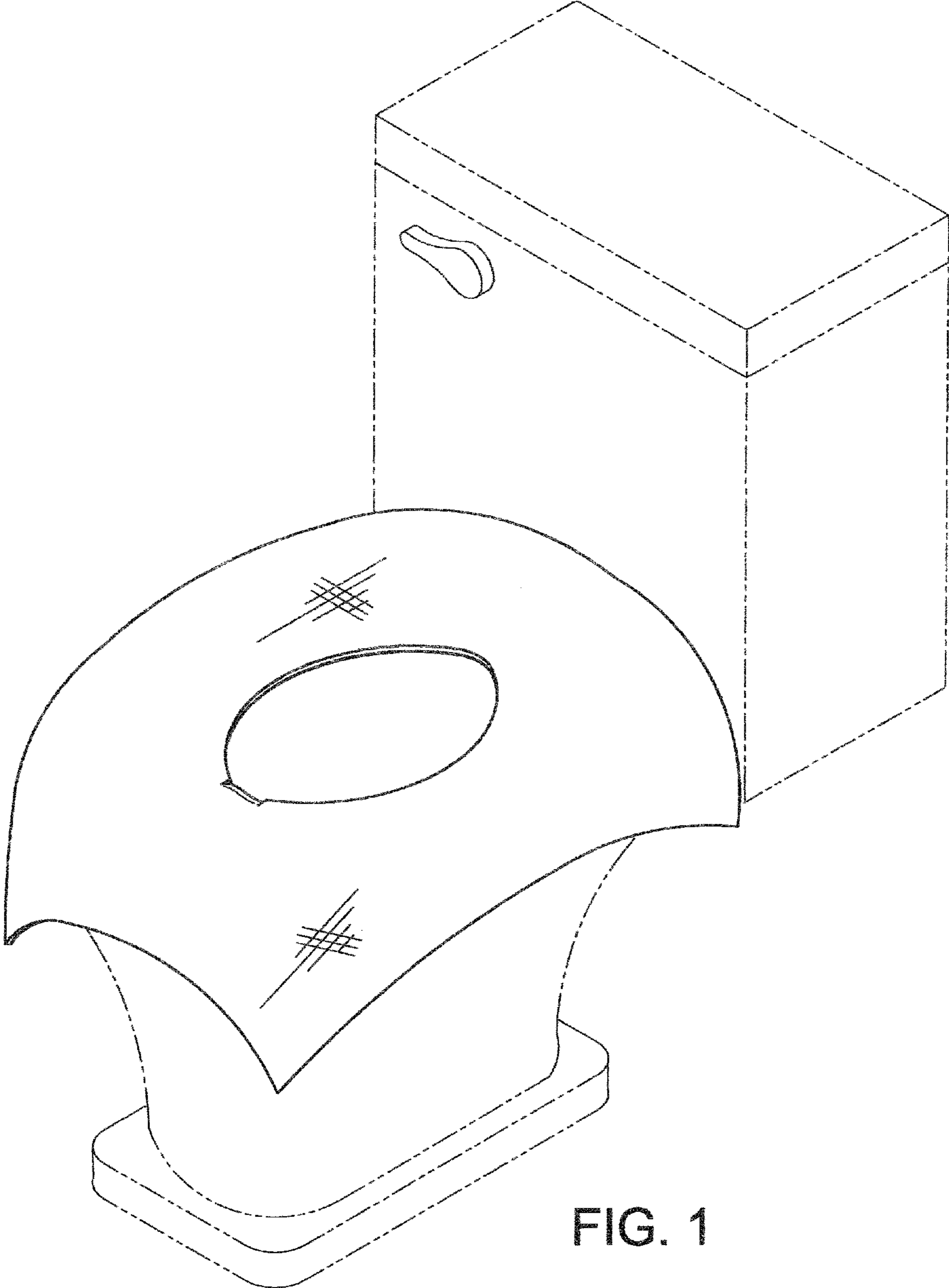


FIG. 1

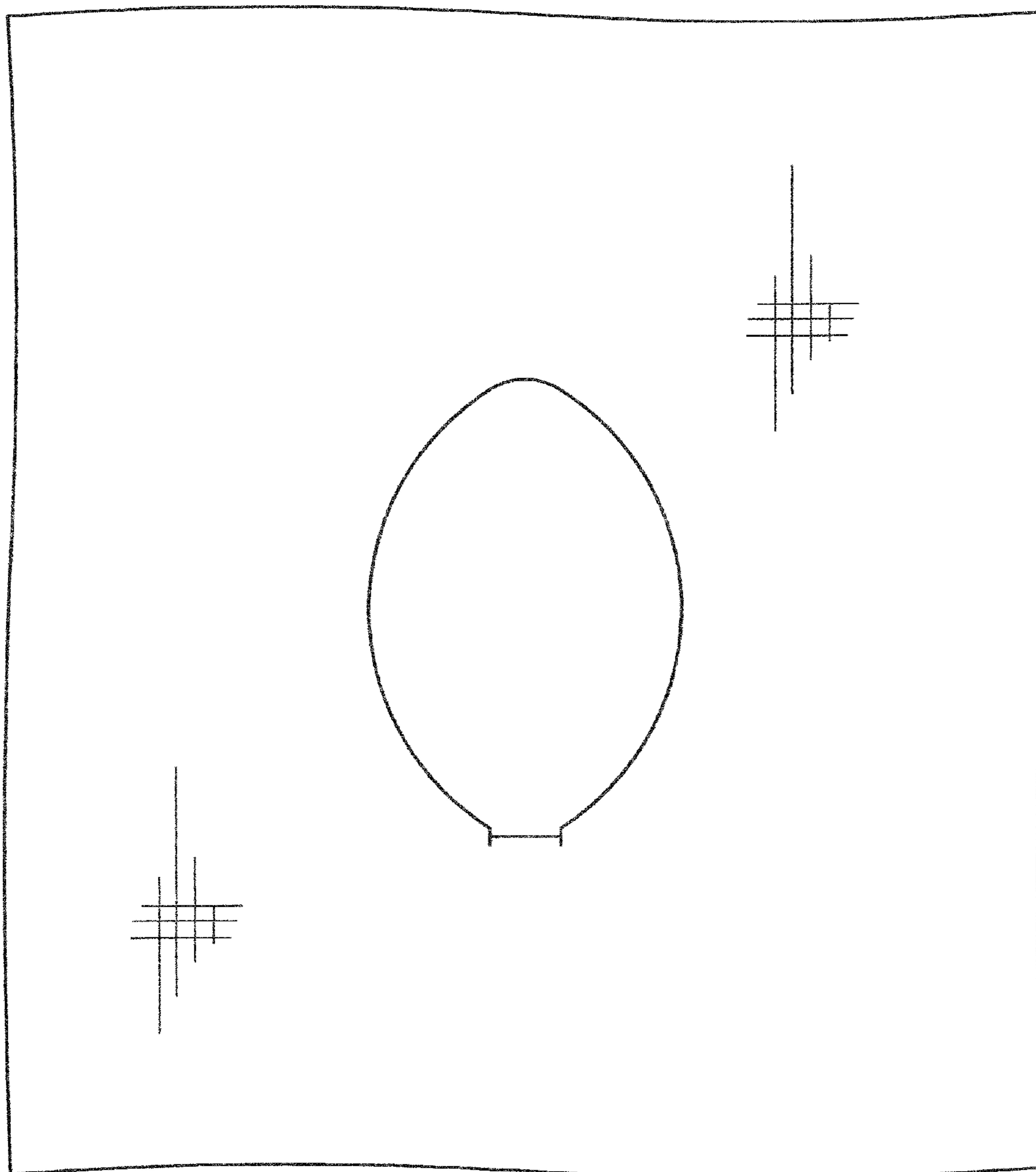


FIG. 2

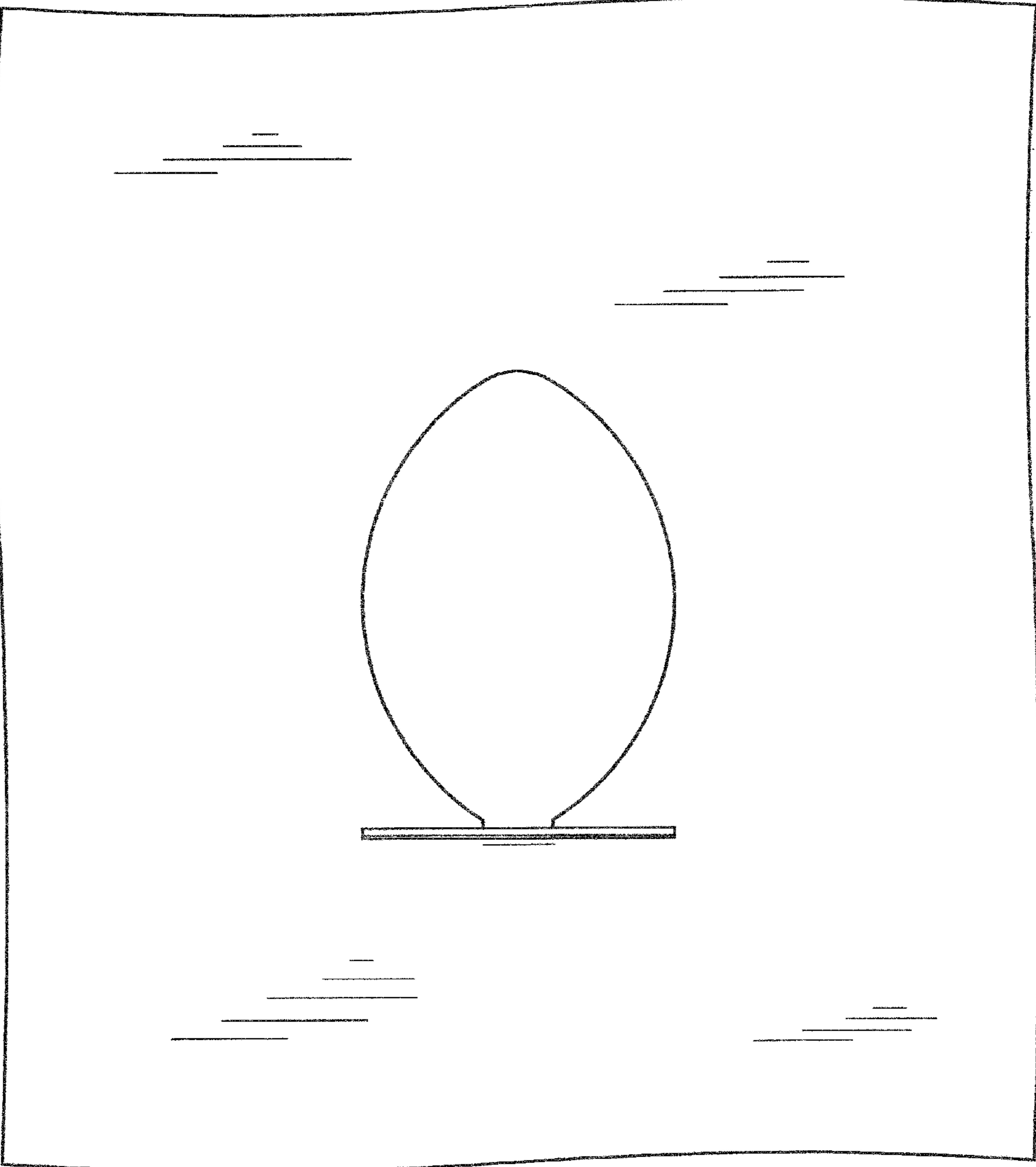


FIG. 3

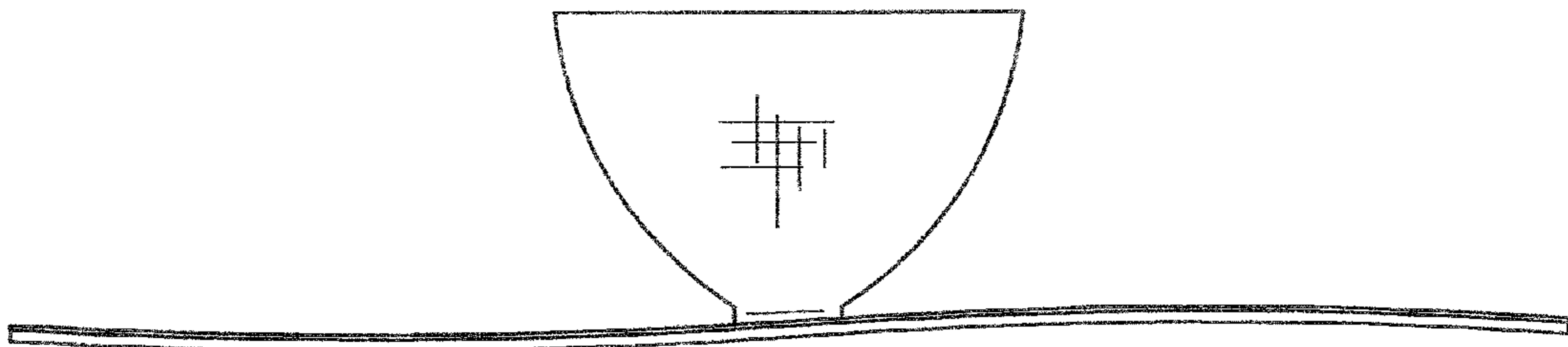


FIG. 4




FIG. 5