



US00D638910S

(12) **United States Design Patent**
Treacy et al.

(10) **Patent No.:** **US D638,910 S**

(45) **Date of Patent:** **** May 31, 2011**

(54) **CONTAINER FOR FLUID**

(75) Inventors: **Denis William Treacy**, Victoria (AU);
Lyndon Thomas Treacy, Long Island
City, NY (US)

(73) Assignee: **Lynmarden Pty Ltd**, Victoria (AU)

(**) Term: **14 Years**

(21) Appl. No.: **29/364,086**

(22) Filed: **Jun. 18, 2010**

(30) **Foreign Application Priority Data**

Dec. 18, 2009 (AU) 14942/2009

(51) **LOC (9) Cl.** **23-01**

(52) **U.S. Cl.** **D23/212**

(58) **Field of Classification Search** D23/212;
222/465.1, 566; 239/375-378
See application file for complete search history.

(56) **References Cited**

U.S. PATENT DOCUMENTS

880,522	A *	3/1908	Gray	220/759
1,699,459	A *	1/1929	Ullrich	239/377
D172,675	S *	7/1954	Mandell	D23/212
D278,928	S *	5/1985	Gerber	D23/212
D279,310	S *	6/1985	Murphy	D23/212
D323,204	S *	1/1992	Igarashi	D23/212

D375,139	S *	10/1996	Thorp	D23/212
D416,978	S *	11/1999	Haley et al.	D23/212
D447,788	S *	9/2001	Rosenberg	D23/212
D468,799	S *	1/2003	Kortleven	D23/212
D525,340	S *	7/2006	Durant	D23/212
D614,261	S *	4/2010	Hung et al.	D23/212
7,854,357	B2 *	12/2010	Hill	222/475

* cited by examiner

Primary Examiner — Robin Webster

(74) *Attorney, Agent, or Firm* — Warner Norcross & Judd
LLP

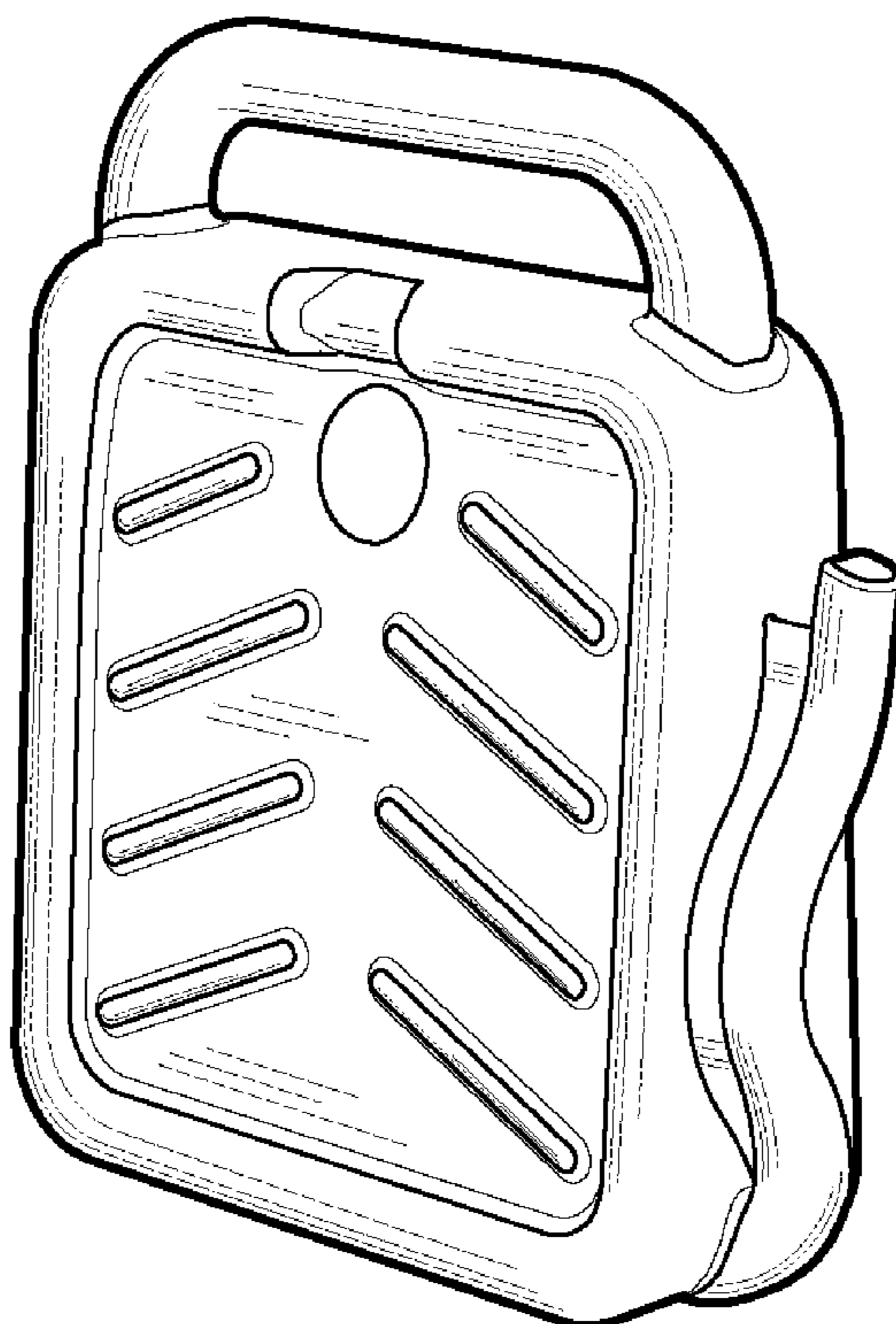
(57) **CLAIM**

The ornamental design for a container for fluid, as shown and described.

DESCRIPTION

FIG. 1 is a front view of a container for fluid in accordance with one embodiment of the present invention;
FIG. 2 is a back view thereof;
FIG. 3 is a top view thereof;
FIG. 4 is a bottom view thereof;
FIG. 5 is a first side view thereof;
FIG. 6 is a second side view thereof;
FIG. 7 is a front perspective view thereof; and,
FIG. 8 is a back perspective view thereof.

1 Claim, 3 Drawing Sheets



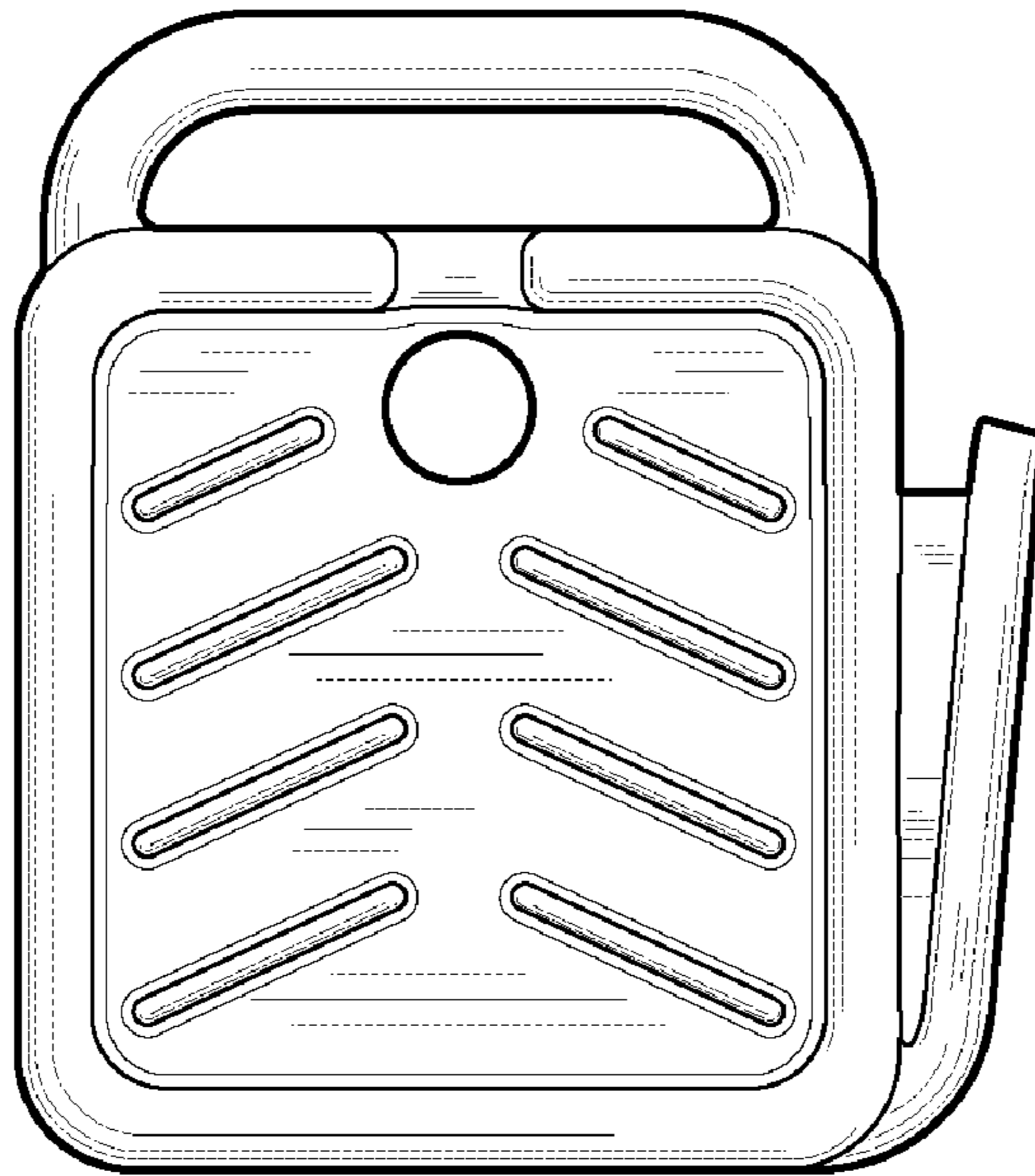


Figure 1




Figure 2

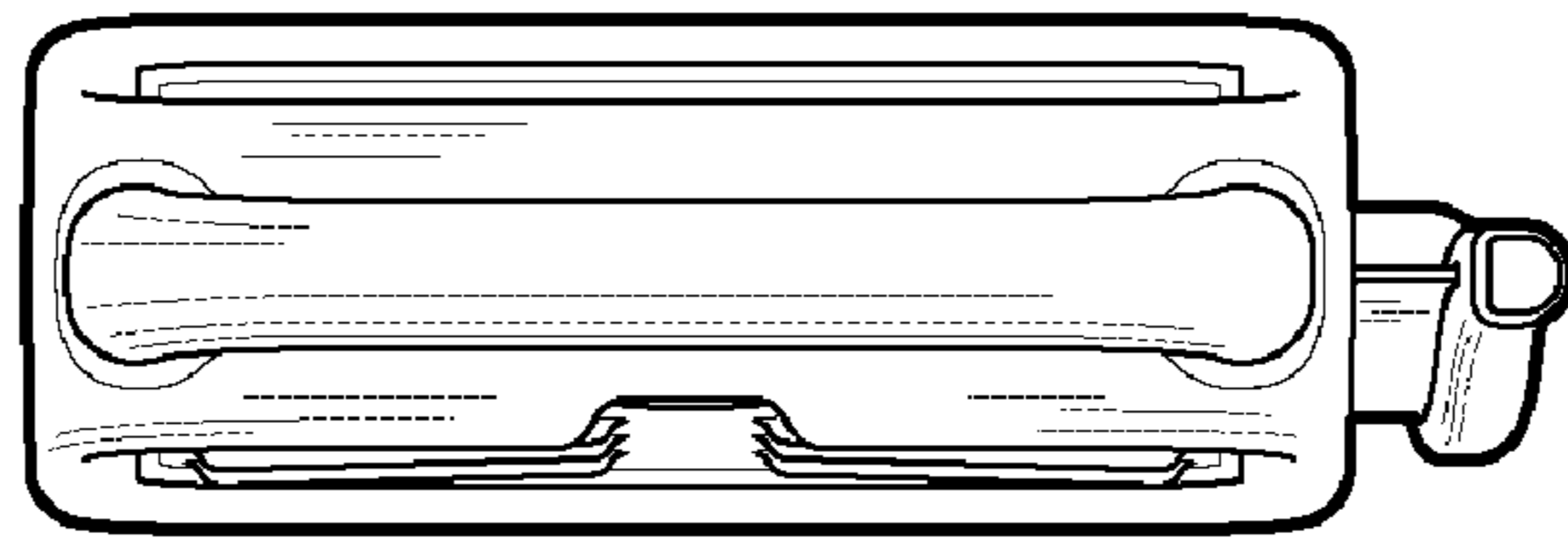


Figure 3




Figure 4

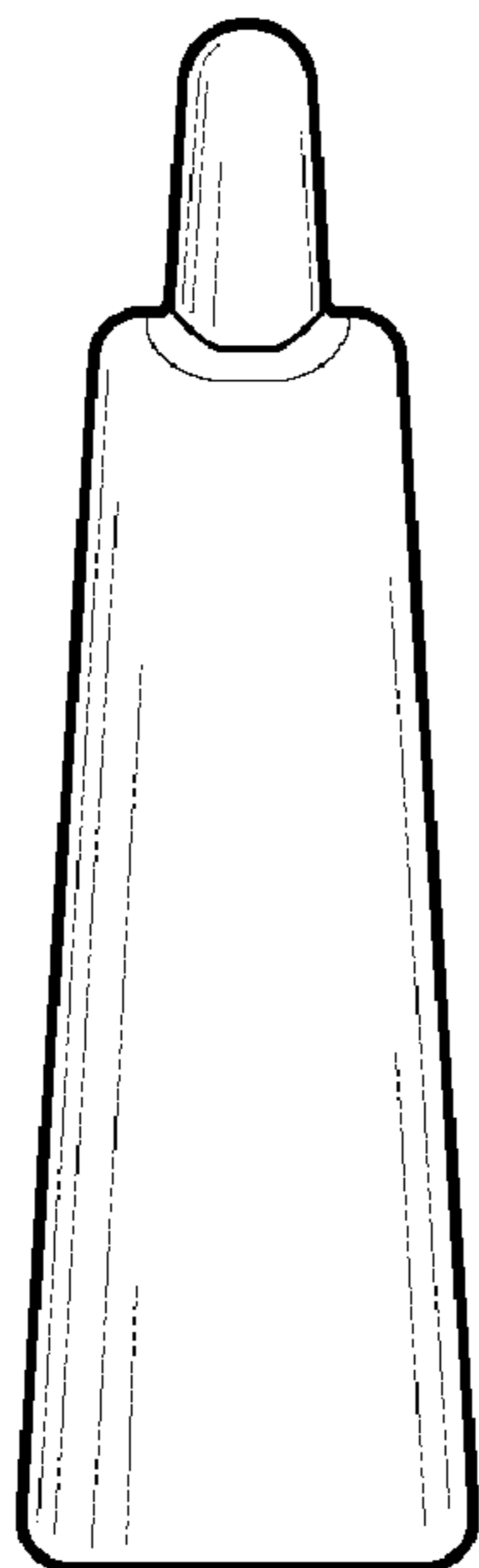


Figure 5

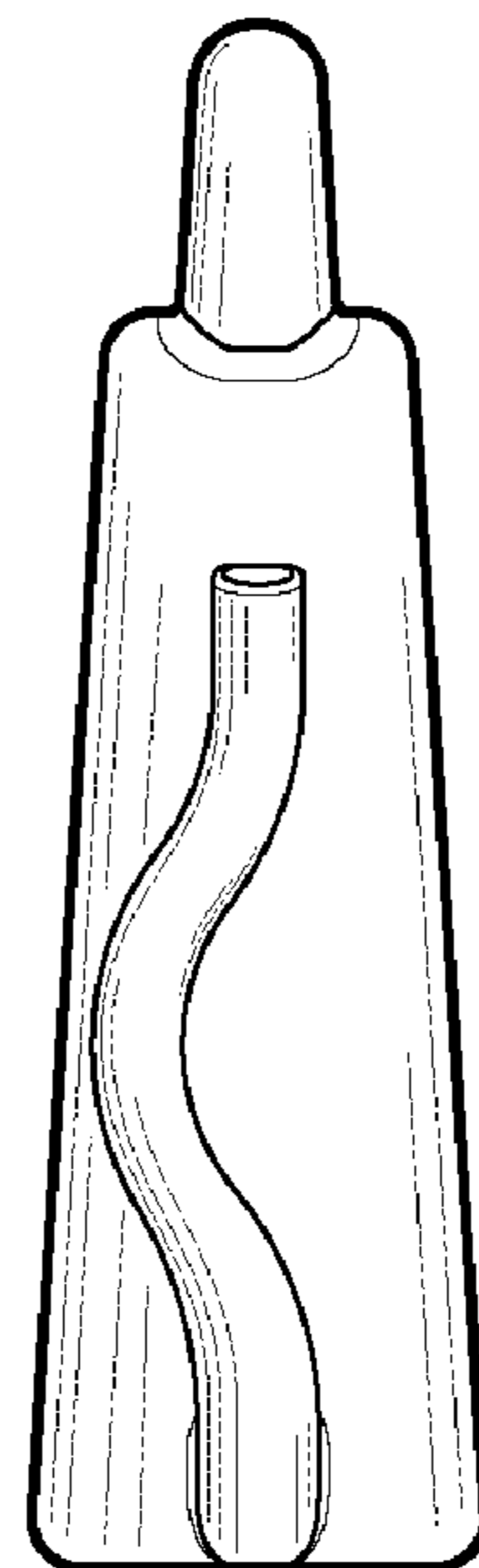


Figure 6

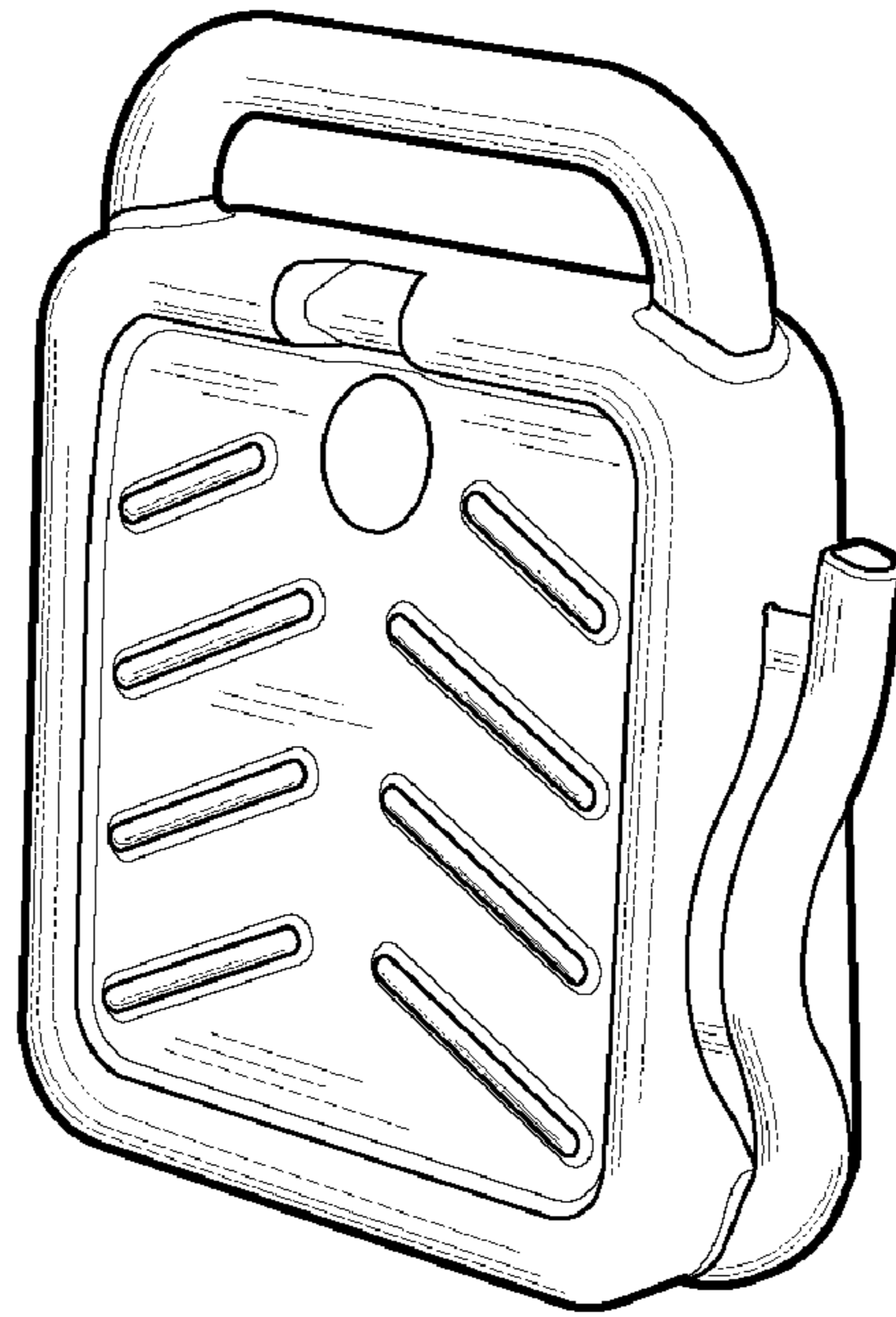


Figure 7




Figure 8