



US00D638899S

(12) **United States Design Patent**  
**Quinlan**

(10) **Patent No.:** **US D638,899 S**

(45) **Date of Patent:** **\*\* May 31, 2011**

(54) **GOLF SWING TRAINING APPARATUS**

(76) Inventor: **James Quinlan**, San Francisco, CA (US)

(\*\*) Term: **14 Years**

(21) Appl. No.: **29/368,971**

(22) Filed: **Aug. 31, 2010**

(51) **LOC (9) Cl.** ..... **21-02**

(52) **U.S. Cl.** ..... **D21/791**

(58) **Field of Classification Search** ..... D21/789,  
D21/791; 473/215–217, 409, 276  
See application file for complete search history.

(56) **References Cited**

**U.S. PATENT DOCUMENTS**

4,691,924	A *	9/1987	Strong	.....	473/212
4,892,317	A *	1/1990	Corder, Jr.	.....	473/212
5,096,199	A *	3/1992	Wyatt et al.	.....	473/212
D329,678	S *	9/1992	Mehrholz	.....	D21/791
5,221,089	A *	6/1993	Barrett	.....	473/215
5,295,690	A *	3/1994	Johnson	.....	473/212
D364,911	S *	12/1995	Todaro	.....	D21/791
D372,064	S *	7/1996	del Barrio	.....	D21/791

5,665,015	A *	9/1997	Clark, III	.....	473/409
5,951,408	A *	9/1999	Inman	.....	473/212
6,767,290	B1 *	7/2004	Tan	.....	473/212

\* cited by examiner

*Primary Examiner* — Mitchell Siegel

(74) *Attorney, Agent, or Firm* — Quick Patents, Inc.; Kevin Prince

(57) **CLAIM**

What is claimed is the ornamental design for a golf swing training apparatus, as shown and described.

**DESCRIPTION**

FIG. 1 is a perspective view of a golf swing training apparatus, showing the new design;

FIG. 2 is a front elevational view thereof;

FIG. 3 is a rear elevational view thereof;

FIG. 4 is a left-side elevational view thereof;

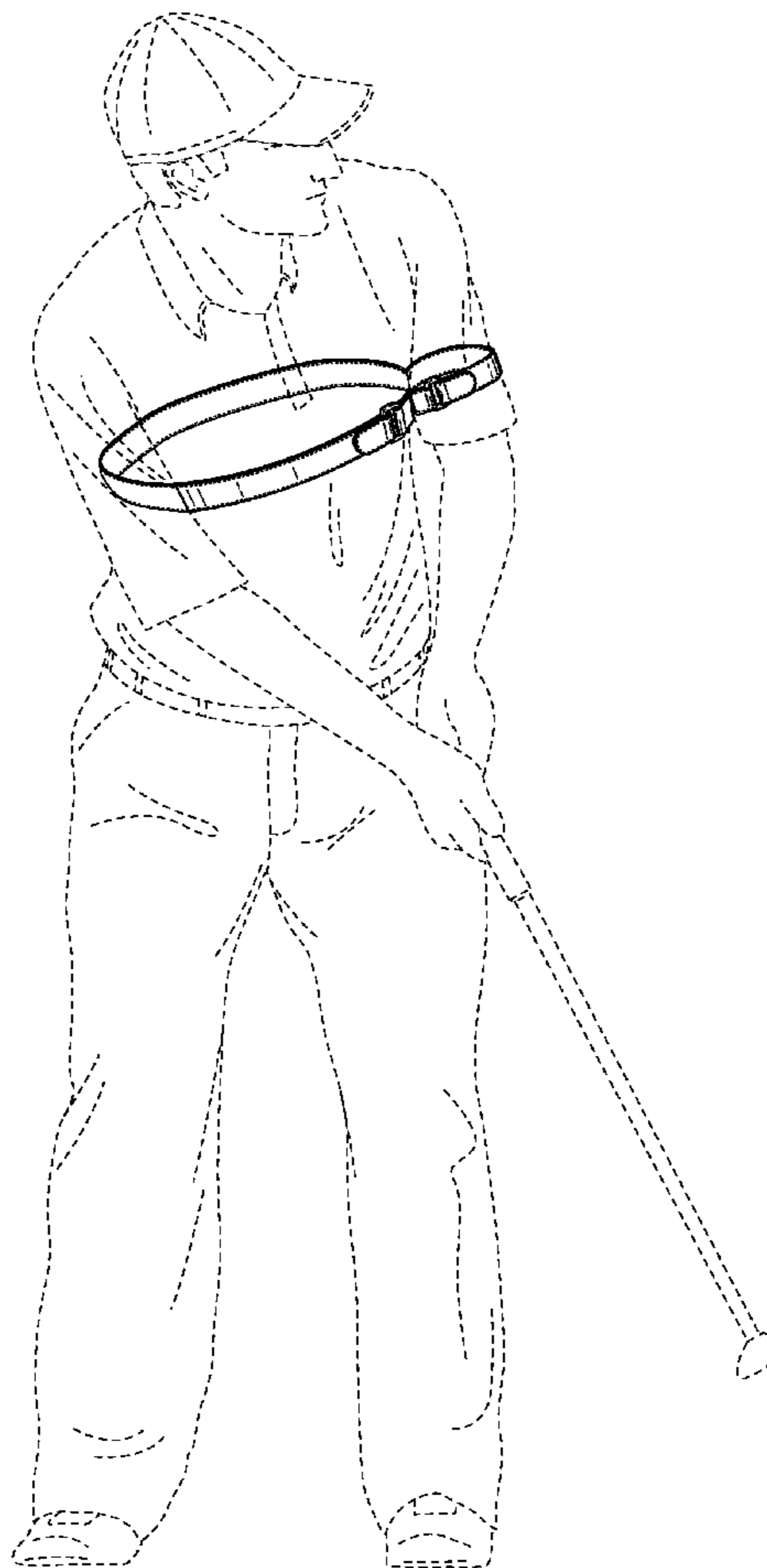
FIG. 5 is a right-side elevational view thereof;

FIG. 6 is a top plan view thereof; and,

FIG. 7 is a bottom plan view thereof.

The broken lines showing a golfer in FIG. 1 are included for the purpose of illustrating the invention in use, and form no part of the claimed design.

**1 Claim, 4 Drawing Sheets**



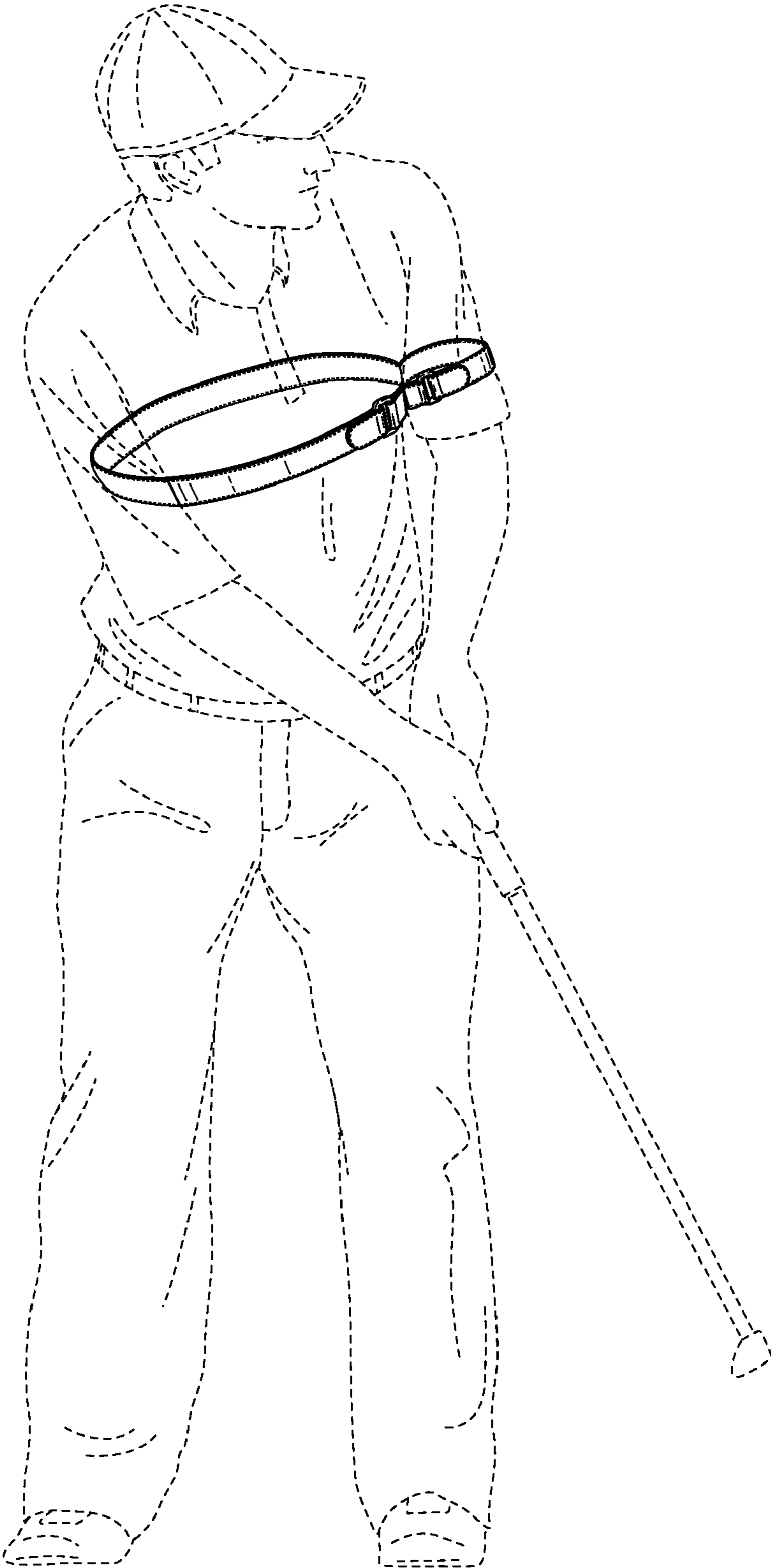


FIG. 1




FIG. 2




FIG. 3




FIG. 4




FIG. 5

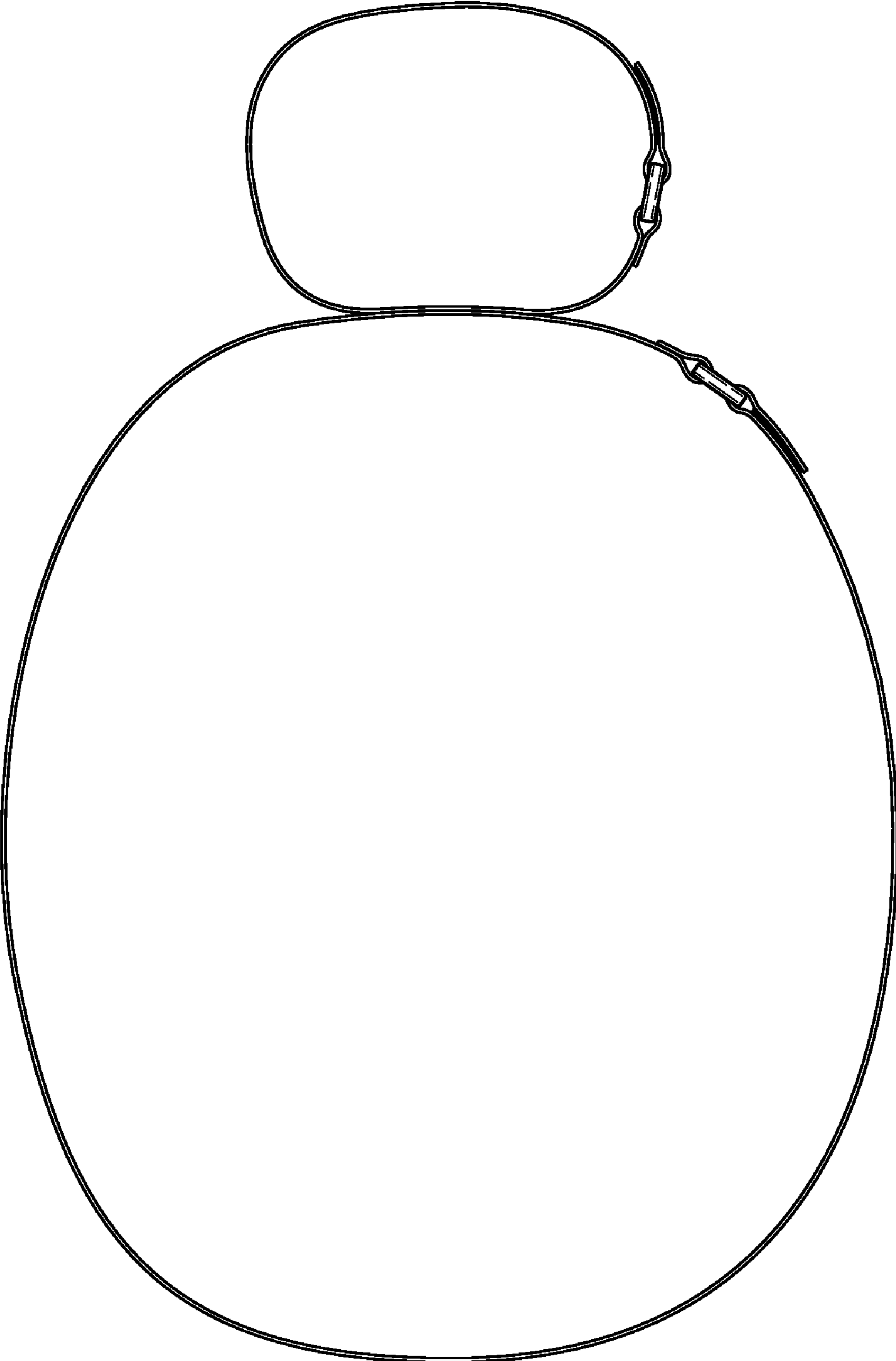


FIG. 6

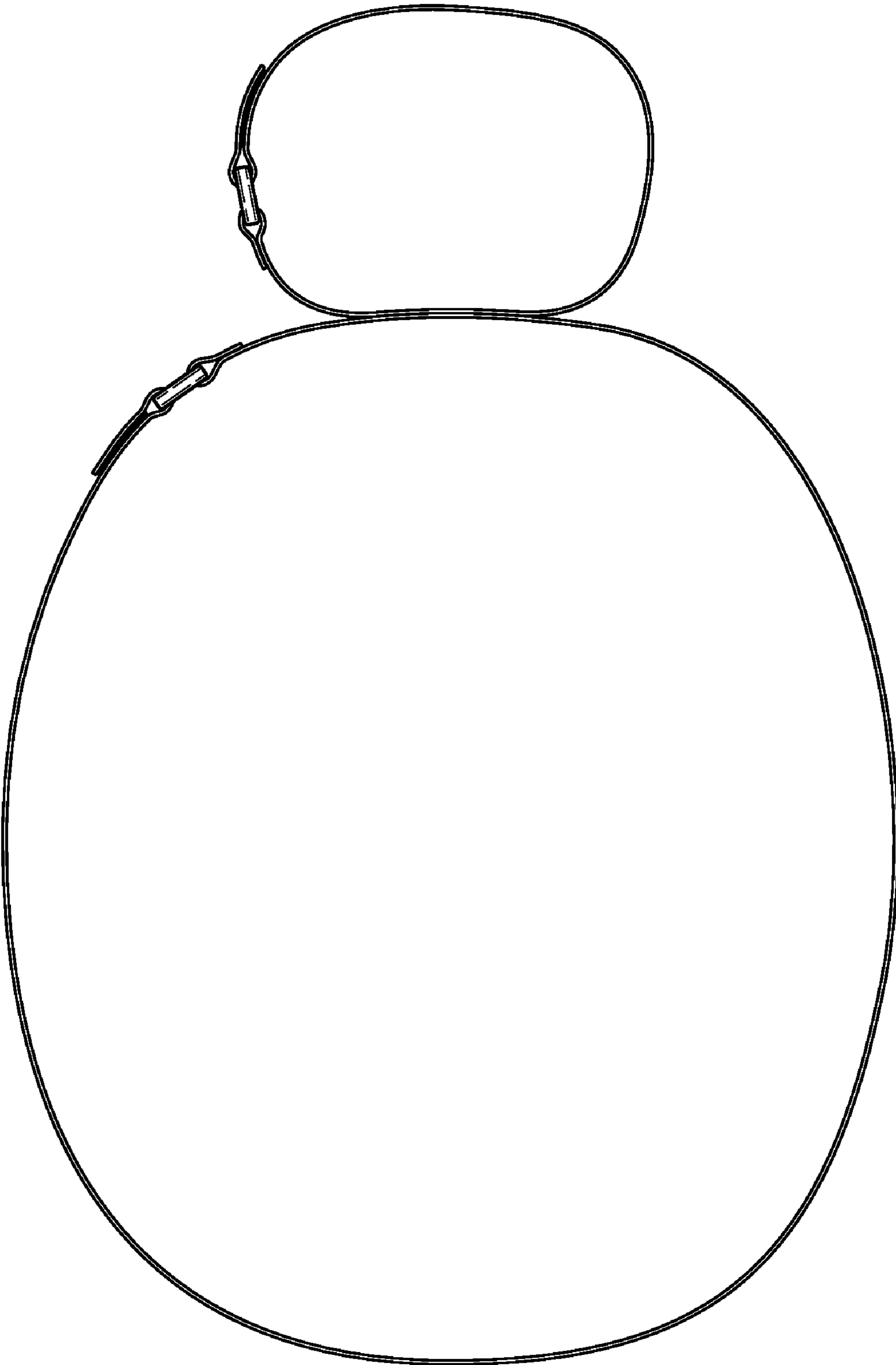


FIG. 7