



US00D638898S

(12) **United States Design Patent**
Bergstrom

(10) **Patent No.:** **US D638,898 S**

(45) **Date of Patent:** **** May 31, 2011**

(54) **GOLF PRACTICE DEVICE**

(75) Inventor: **Par Bergstrom**, Halmstad (SE)

(73) Assignee: **Range Servant AB**, Halmstad (SE)

(**) Term: **14 Years**

(21) Appl. No.: **29/349,328**

(22) Filed: **Mar. 24, 2010**

(30) **Foreign Application Priority Data**

Sep. 25, 2009 (EP) 001616178

(51) **LOC (9) Cl.** **21-02**

(52) **U.S. Cl.** **D21/791**

(58) **Field of Classification Search** D21/789,
D21/796, 791; 473/132-137, 219, 278, 141,
473/148, 221, 225, 269

See application file for complete search history.

(56) **References Cited**

U.S. PATENT DOCUMENTS

3,601,408 A * 8/1971 Wright 473/225
4,304,406 A * 12/1981 Cromarty 473/225
4,767,121 A * 8/1988 Tonner 473/141

D304,843 S * 11/1989 Tonner D21/789
4,958,836 A * 9/1990 Onozuka et al. 473/141
D416,971 S * 11/1999 Yates D21/789
D424,647 S * 5/2000 Hayden D21/791
D437,626 S * 2/2001 Chang D21/796
D437,909 S * 2/2001 Chang D21/789
D439,737 S * 4/2001 Bonny et al. D21/789
D442,662 S * 5/2001 Konkle D21/796
D449,361 S * 10/2001 Brust et al. D21/789
7,704,153 B2 * 4/2010 Loh et al. 473/221

* cited by examiner

Primary Examiner — Mitchell Siegel

(74) *Attorney, Agent, or Firm* — Merchant & Gould P.C.

(57) **CLAIM**

The ornamental design for a golf practice device, as shown and described.

DESCRIPTION

FIG. 1 is a front perspective view showing my design for a golf practice device thereof;
FIG. 2 is a rear perspective view;
FIG. 3 is a top plan view;
FIG. 4 is a bottom plan view;
FIG. 5 is a side plan view; and,
FIG. 6 is a top perspective view thereof.

1 Claim, 6 Drawing Sheets

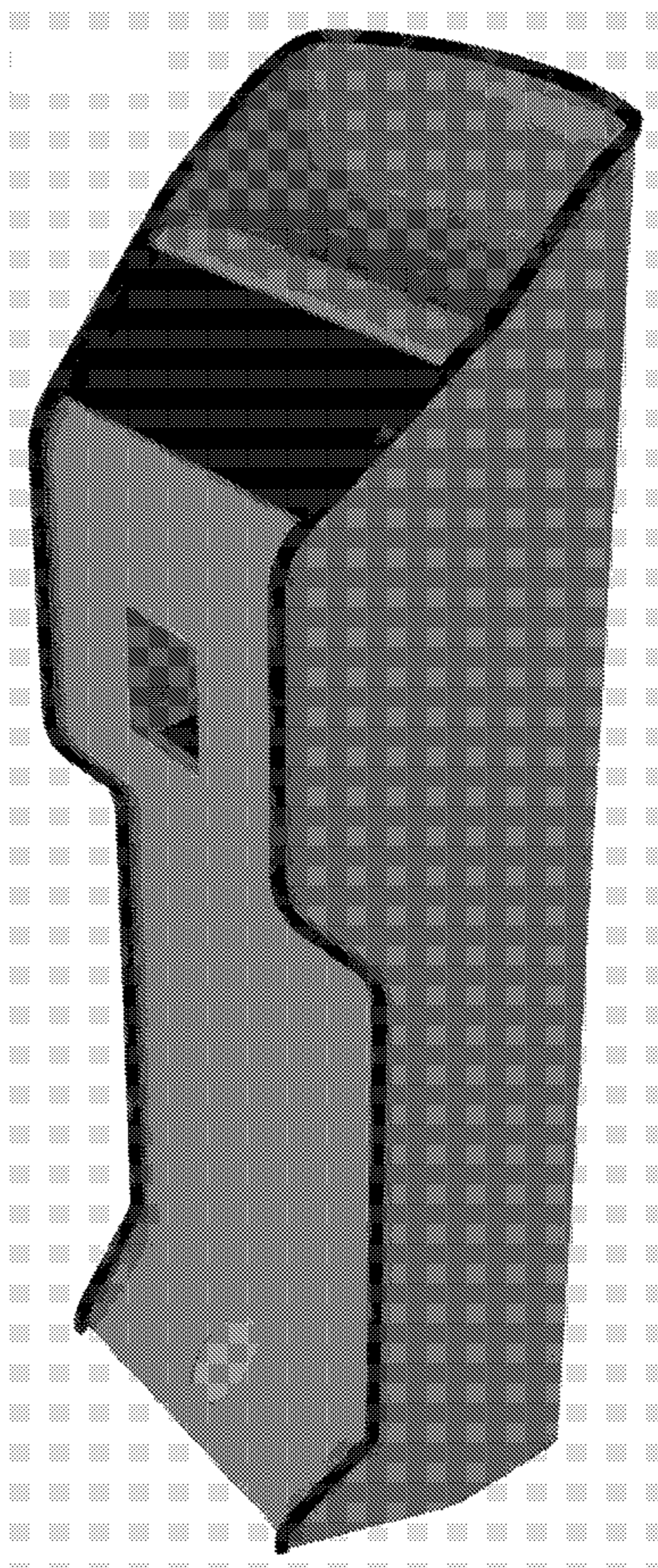


FIG. 1

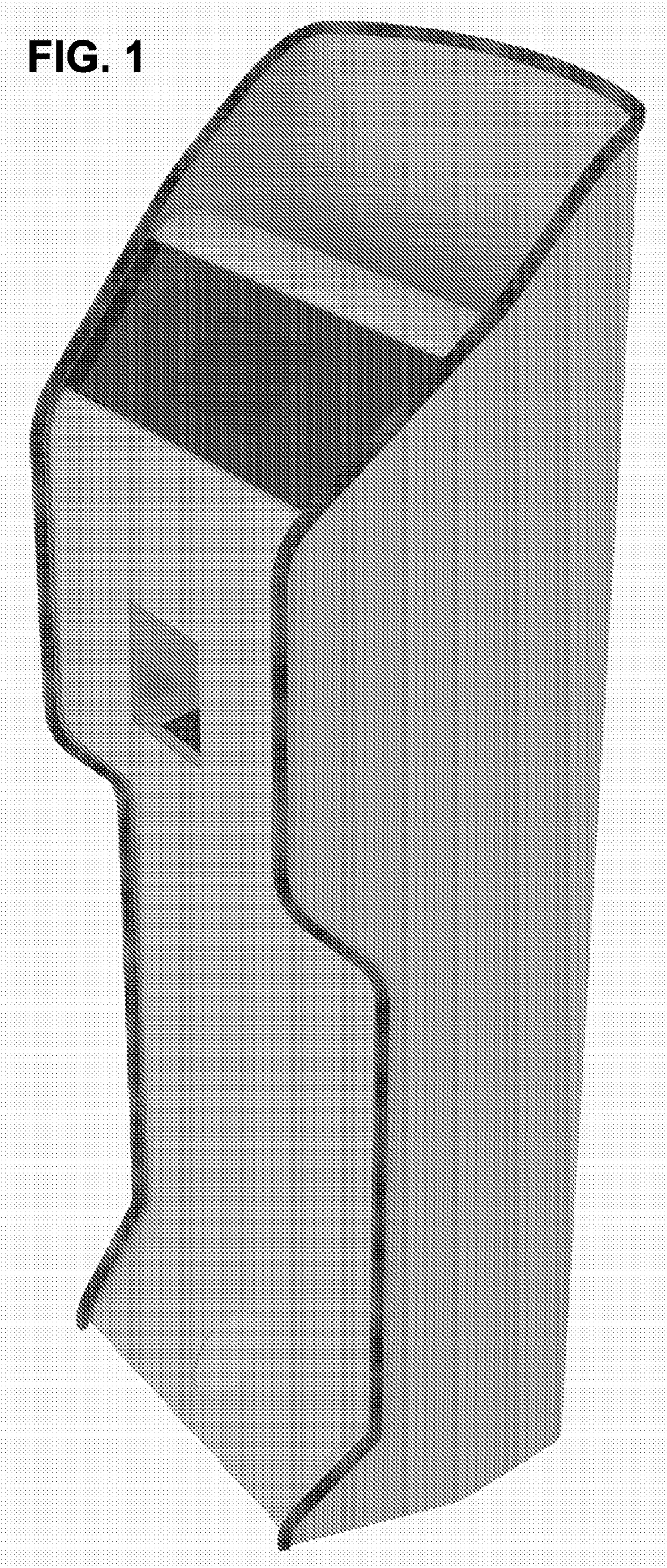


FIG. 2




FIG. 3




FIG. 4




FIG. 5




FIG. 6

