



US00D638881S

(12) **United States Design Patent**  
**Li**

(10) **Patent No.:** **US D638,881 S**

(45) **Date of Patent:** **\*\* May 31, 2011**

(54) **PEN HOLDER**

(75) Inventor: **Bin Li**, Ningbo (CN)

(73) Assignee: **Beifa Group Co., Ltd.**, Ningbo (CN)

(\*\*) Term: **14 Years**

(21) Appl. No.: **29/366,152**

(22) Filed: **Jul. 20, 2010**

(30) **Foreign Application Priority Data**

Jan. 20, 2010 (CN) ..... 2010 3 0003787

(51) **LOC (9) Cl.** ..... **19-06**

(52) **U.S. Cl.** ..... **D19/85**

(58) **Field of Classification Search** ..... D3/206;  
D7/354, 545; D11/143-156; D19/65, 77-85,  
D19/99, 100; 206/214, 224, 371, 486;  
211/69.1-69.9

See application file for complete search history.

(56) **References Cited**

U.S. PATENT DOCUMENTS

- 584,040 A \* 6/1897 Keeler ..... 34/89.1
- 909,715 A \* 1/1909 Troegeler ..... 220/8
- D118,410 S \* 1/1940 Dolgorukov ..... D19/34.2
- 2,283,069 A \* 5/1942 Knuetter ..... 383/122
- D136,318 S \* 9/1943 Luz ..... D27/104
- D179,837 S \* 3/1957 Carabel ..... D9/431
- D226,802 S \* 5/1973 Ames ..... D9/763
- D229,861 S \* 1/1974 Mende ..... D3/266
- D246,657 S \* 12/1977 Mende ..... D3/266
- 4,335,769 A \* 6/1982 McManus ..... 383/11
- D287,217 S \* 12/1986 Napier ..... D7/400

- 5,018,876 A \* 5/1991 Mennella ..... 383/1
- D334,949 S \* 4/1993 Evenson ..... D19/85
- 5,246,119 A \* 9/1993 Heffner ..... 209/702
- 5,441,155 A \* 8/1995 Eldar ..... 209/10
- D371,926 S \* 7/1996 Powell ..... D6/556
- D374,204 S \* 10/1996 Weder ..... D11/164
- D420,185 S \* 2/2000 Hampshire ..... D34/1
- D470,361 S \* 2/2003 Trombly ..... D7/509
- D471,803 S \* 3/2003 Trombly ..... D9/737
- D481,971 S \* 11/2003 Hartelius et al. .... D11/143
- D506,644 S \* 6/2005 Poupel et al. .... D7/603
- D566,363 S \* 4/2008 Lown et al. .... D34/1
- D600,741 S \* 9/2009 Sued et al. .... D18/34.9

\* cited by examiner

*Primary Examiner* — Elizabeth Albert

(74) *Attorney, Agent, or Firm* — Christensen O'Connor Johnson Kindness PLLC

(57) **CLAIM**

The ornamental design for a pen holder, as shown and described.

**DESCRIPTION**

FIG. 1 is an upper rear right perspective view of a pen holder showing my new design;

FIG. 2 is a front elevation view thereof;

FIG. 3 is a top plan view thereof;

FIG. 4 is a bottom plan view thereof;

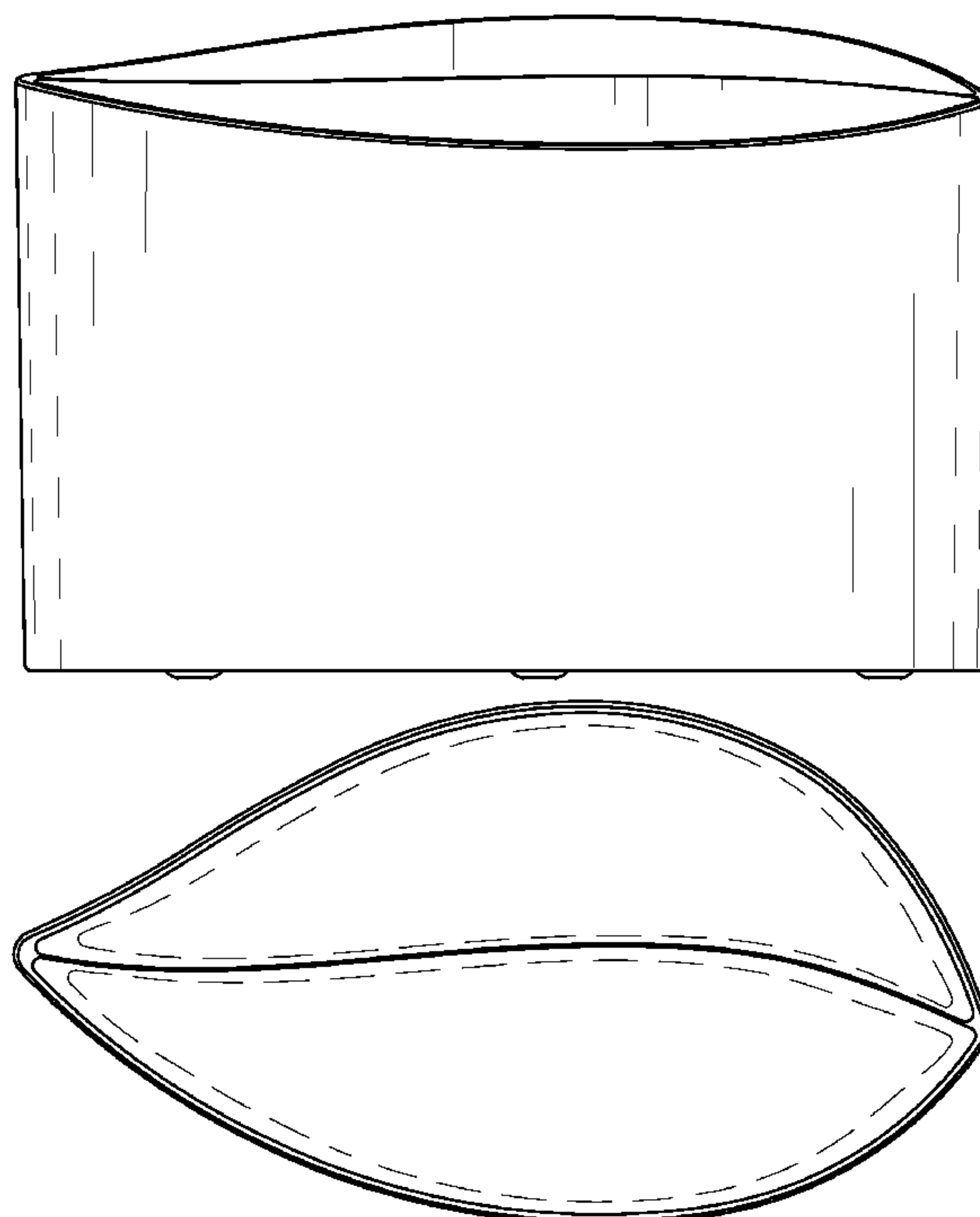
FIG. 5 is a left side elevation view thereof;

FIG. 6 is a right side elevation view thereof; and,

FIG. 7 is a rear elevation view thereof.

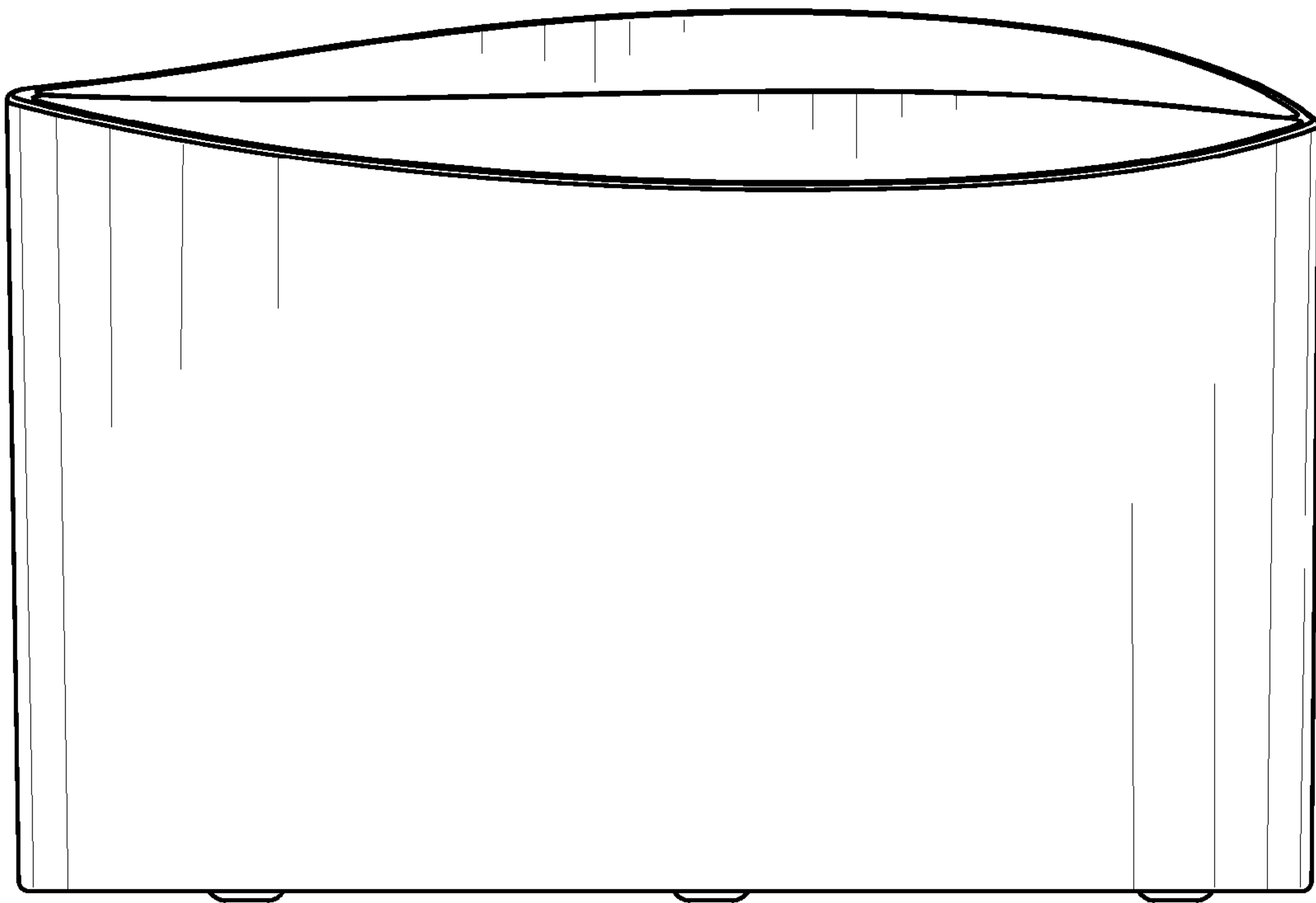
The broken lines representing surfaces on the inside in FIG. 3 are included for the purpose of illustrating portions that form no part of the claimed design.

**1 Claim, 4 Drawing Sheets**

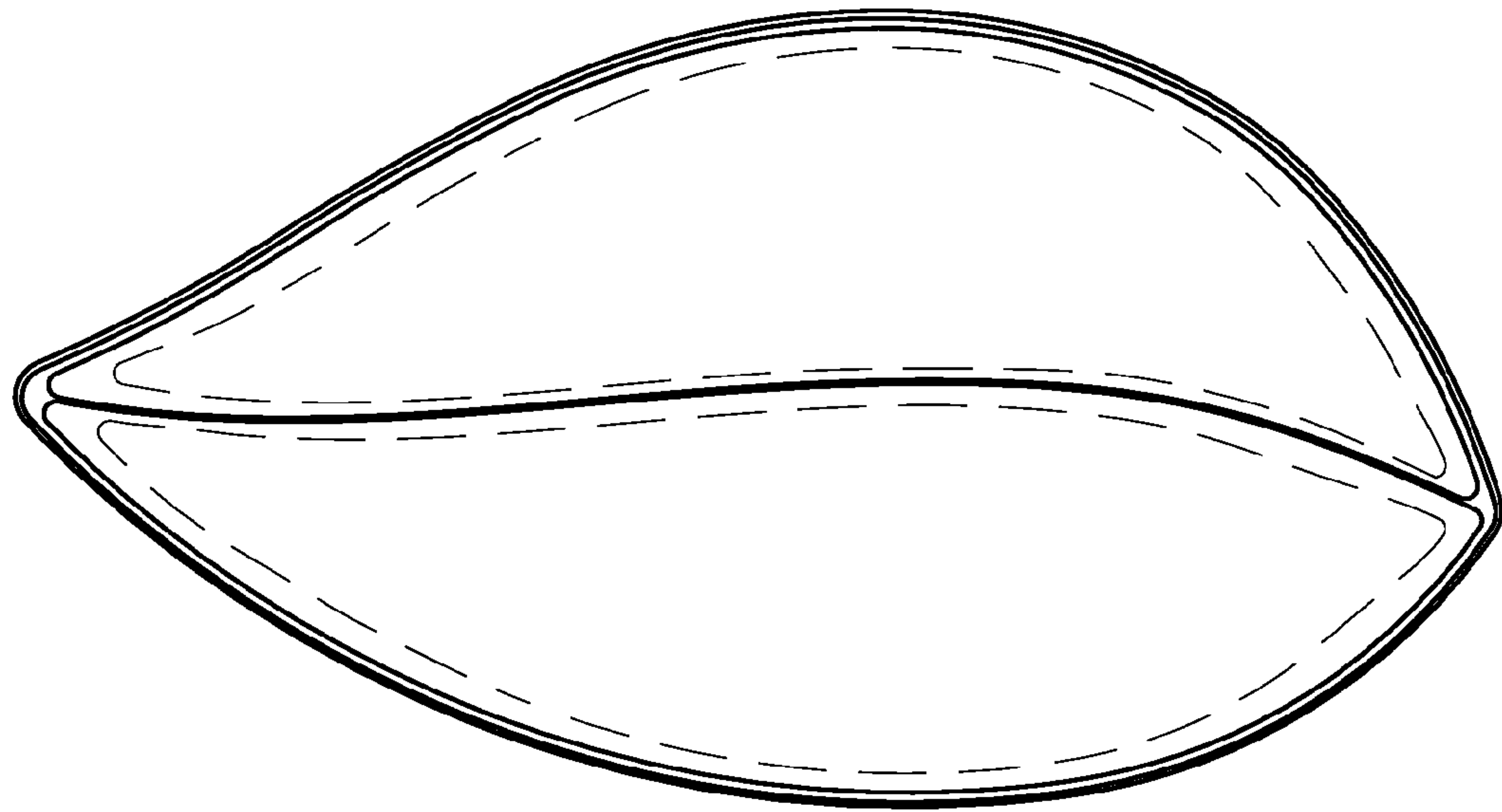




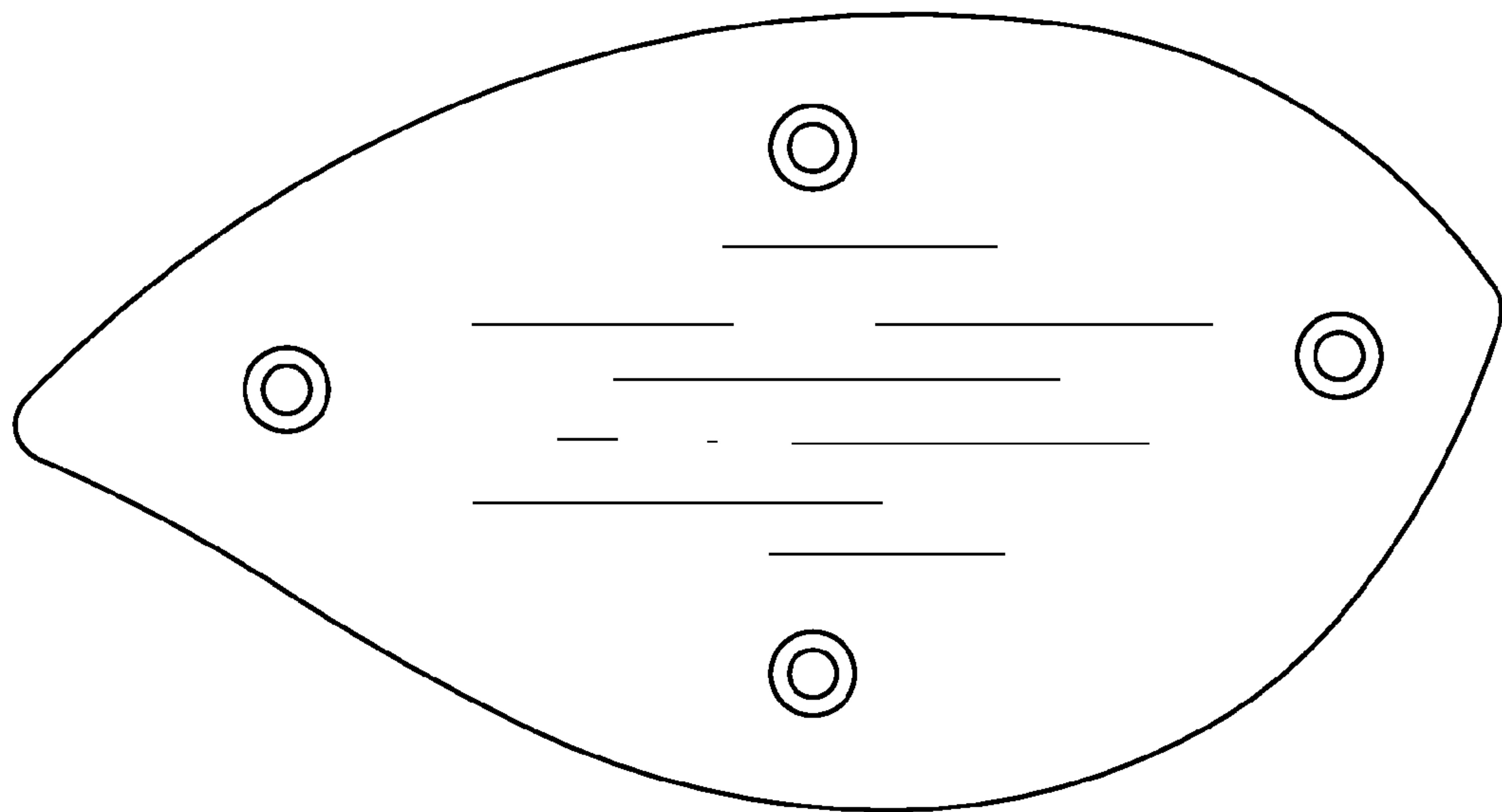
*Fig.1.*




*Fig. 2.*




*Fig. 3.*



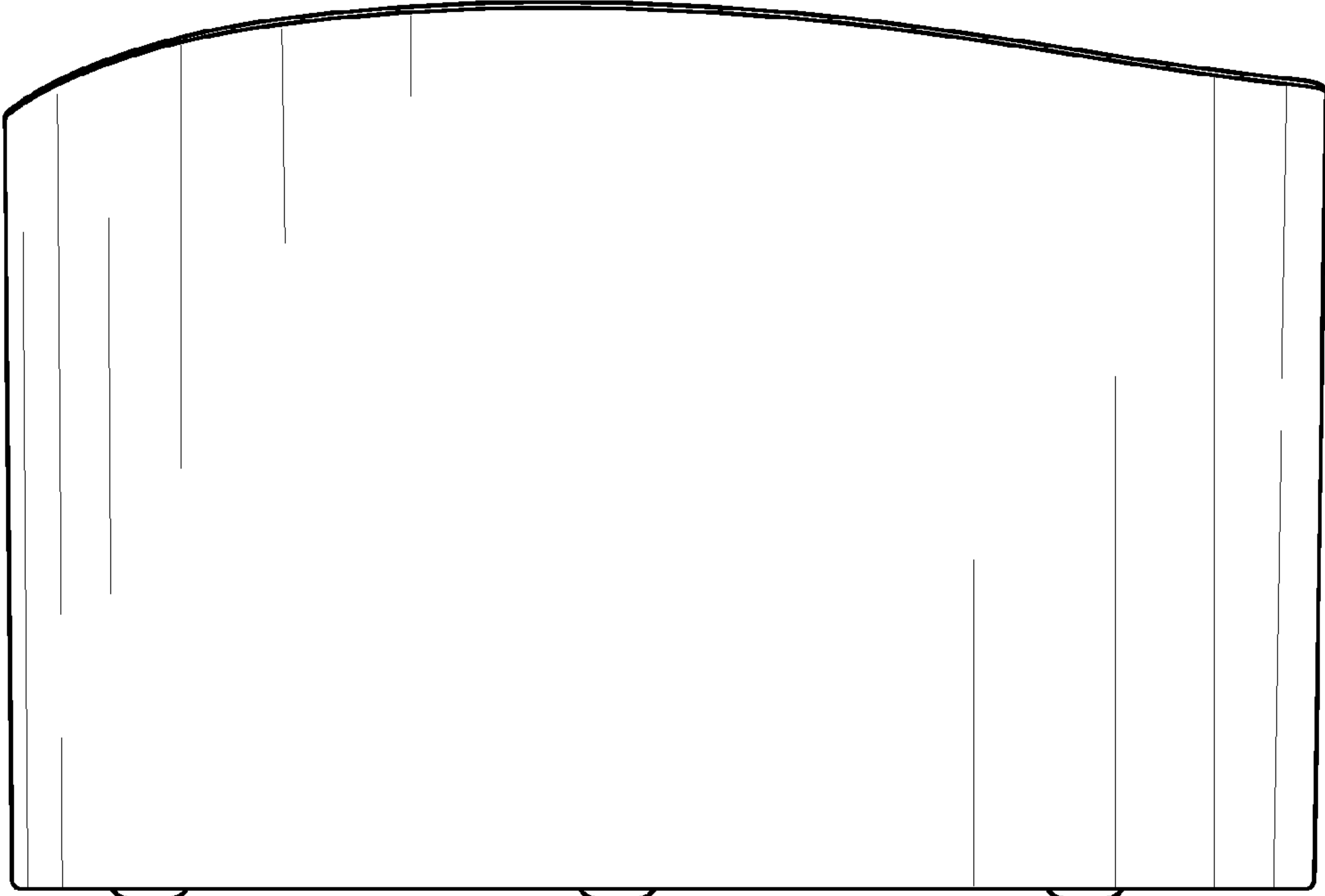
*Fig. 4.*



*Fig. 5.*



*Fig. 6.*



*Fig. 7.*