



US00D638875S

(12) **United States Design Patent**
Sheldon

(10) **Patent No.:** **US D638,875 S**

(45) **Date of Patent:** **** May 31, 2011**

(54) **EYEWEAR**

(76) **Inventor:** **Brent Sheldon**, Montreal (CA)

(**) **Term:** **14 Years**

(21) **Appl. No.:** **29/308,430**

(22) **Filed:** **Jun. 17, 2008**

(51) **LOC (9) Cl.** **16-06**

(52) **U.S. Cl.** **D16/326; D16/321**

(58) **Field of Classification Search** D16/101,
D16/300-342; D29/109-110; D24/110.2;
351/41, 44, 51-52, 62, 158, 92, 103-123,
351/140, 153, 45-46; 2/426-432, 447-449,
2/441, 434-437, 13, 15; D21/483, 659-661
See application file for complete search history.

(56) **References Cited**

U.S. PATENT DOCUMENTS

D421,765	S	*	3/2000	Hsu	D16/326
D474,223	S	*	5/2003	Chen	D16/315
D474,224	S	*	5/2003	Chen	D16/315
D477,834	S	*	7/2003	Sheldon	D16/326
D534,569	S	*	1/2007	Teng	D16/315
D550,753	S	*	9/2007	Li	D16/315
D556,243	S	*	11/2007	Elmore	D16/315
D597,122	S	*	7/2009	Daems et al.	D16/315
2008/0013036	A1	*	1/2008	Daems et al.	351/41

FOREIGN PATENT DOCUMENTS

EM	001021158-0001	A1	1/2009
EM	001021158-0002	A1	1/2009
EM	001021158-0003	A1	1/2009

EM	001021158-0004	A1	1/2009
EM	001110217-0001	A1	7/2009
EM	001143226-0001	A1	8/2009
EM	001143226-0002	A1	8/2009

OTHER PUBLICATIONS

U.S. Appl. No. 29/307,345, Applicant: Sheldon, Brent.
U.S. Appl. No. 29/308,132, Applicant: Sheldon, Brent.
U.S. Appl. No. 29/310,996, Applicant: Sheldon, Brent.
U.S. Appl. No. 29/313,087, Applicant: Sheldon, Brent.
U.S. Appl. No. 29/342,207, Applicant: Sheldon, Brent.
U.S. Appl. No. 29/342,209, Applicant: Sheldon, Brent.
U.S. Appl. No. 29/350,393, Applicant: Sheldon, Brent.
U.S. Appl. No. 29/350,394, Applicant: Sheldon, Brent.

* cited by examiner

Primary Examiner — Raphael Barkai

(74) *Attorney, Agent, or Firm* — Powley & Gibson, P.C.

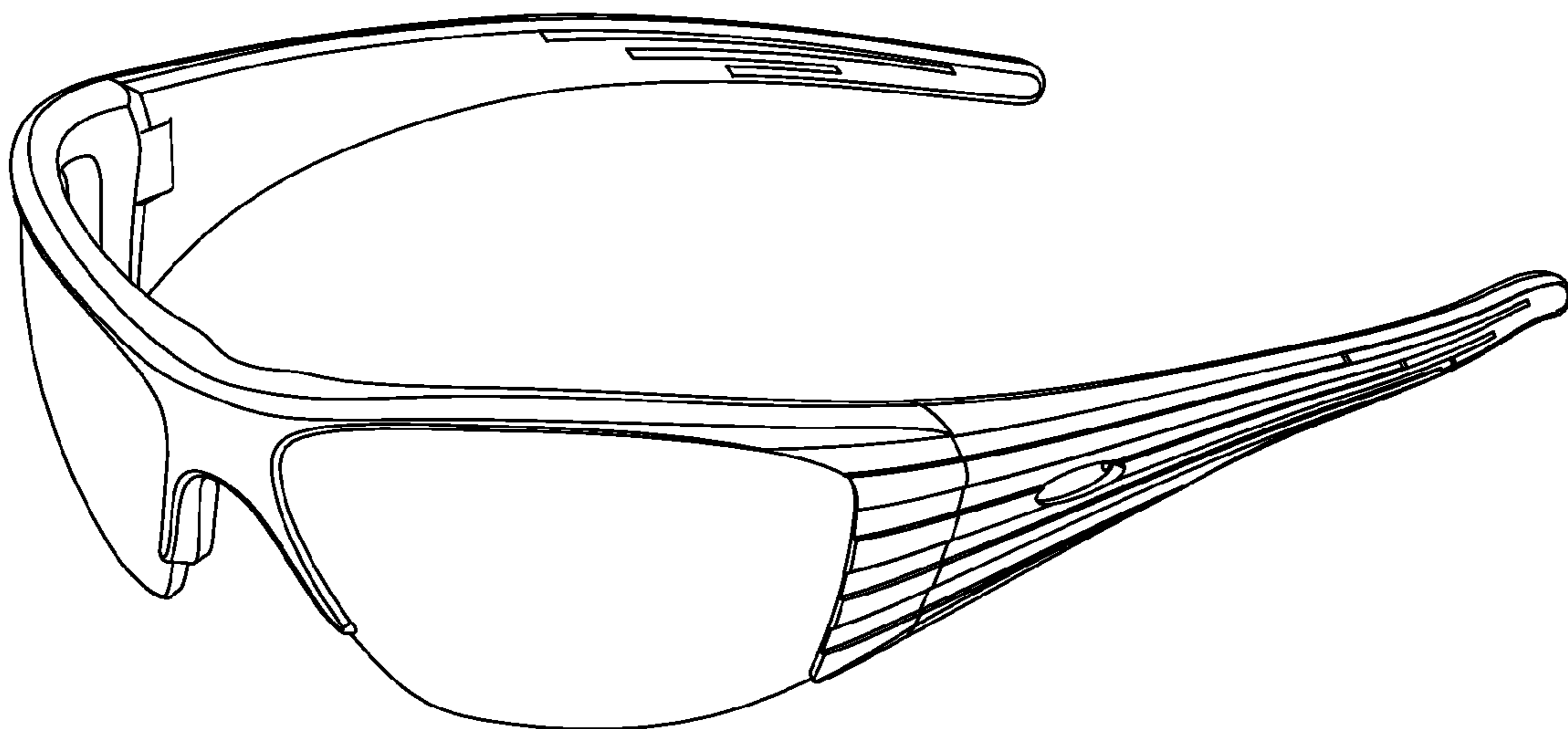
(57) **CLAIM**

I claim the ornamental design for eyewear, as shown and described.

DESCRIPTION

FIG. 1 is a front view of the eyewear, showing a new design;
FIG. 2 is a back view thereof;
FIG. 3 is a top view thereof;
FIG. 4 is a bottom view thereof;
FIG. 5 is a left side view thereof;
FIG. 6 is a right side thereof; and,
FIG. 7 is a ¾ front perspective view thereof.

1 Claim, 7 Drawing Sheets



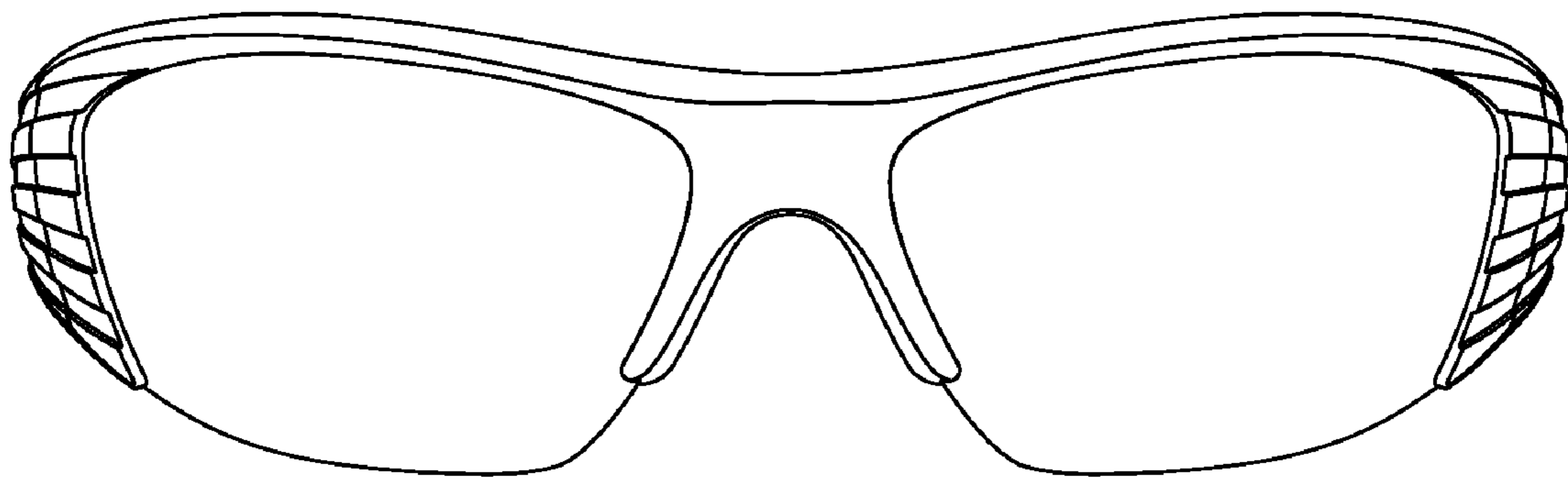


FIG. 1

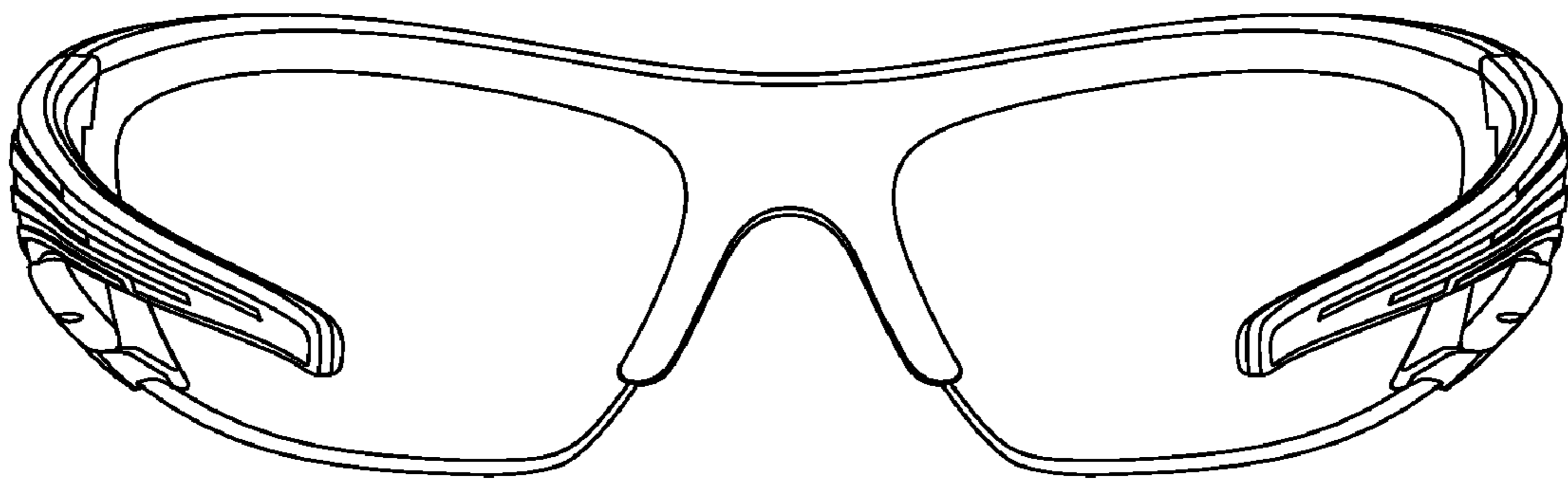


FIG. 2

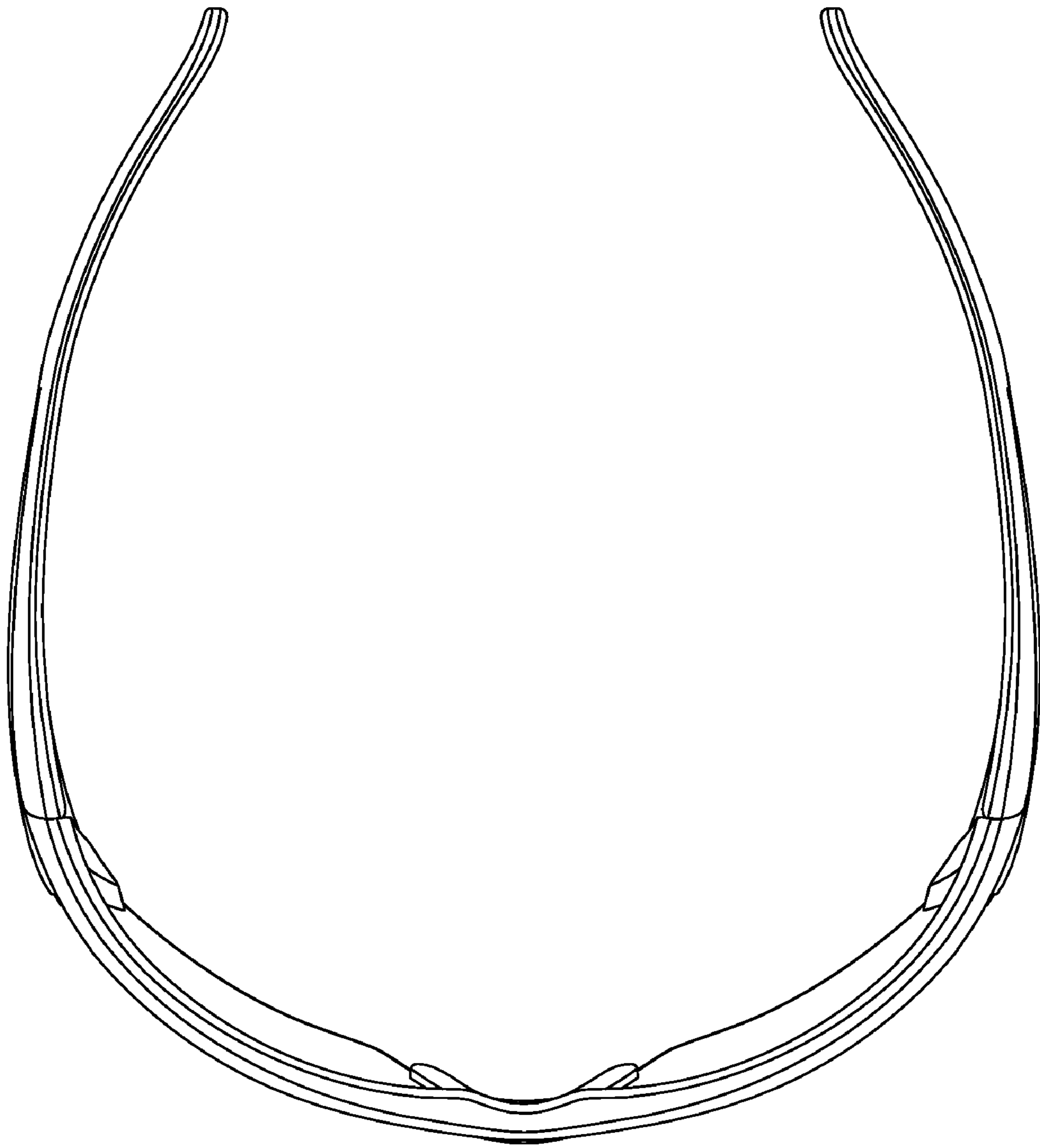


FIG. 3

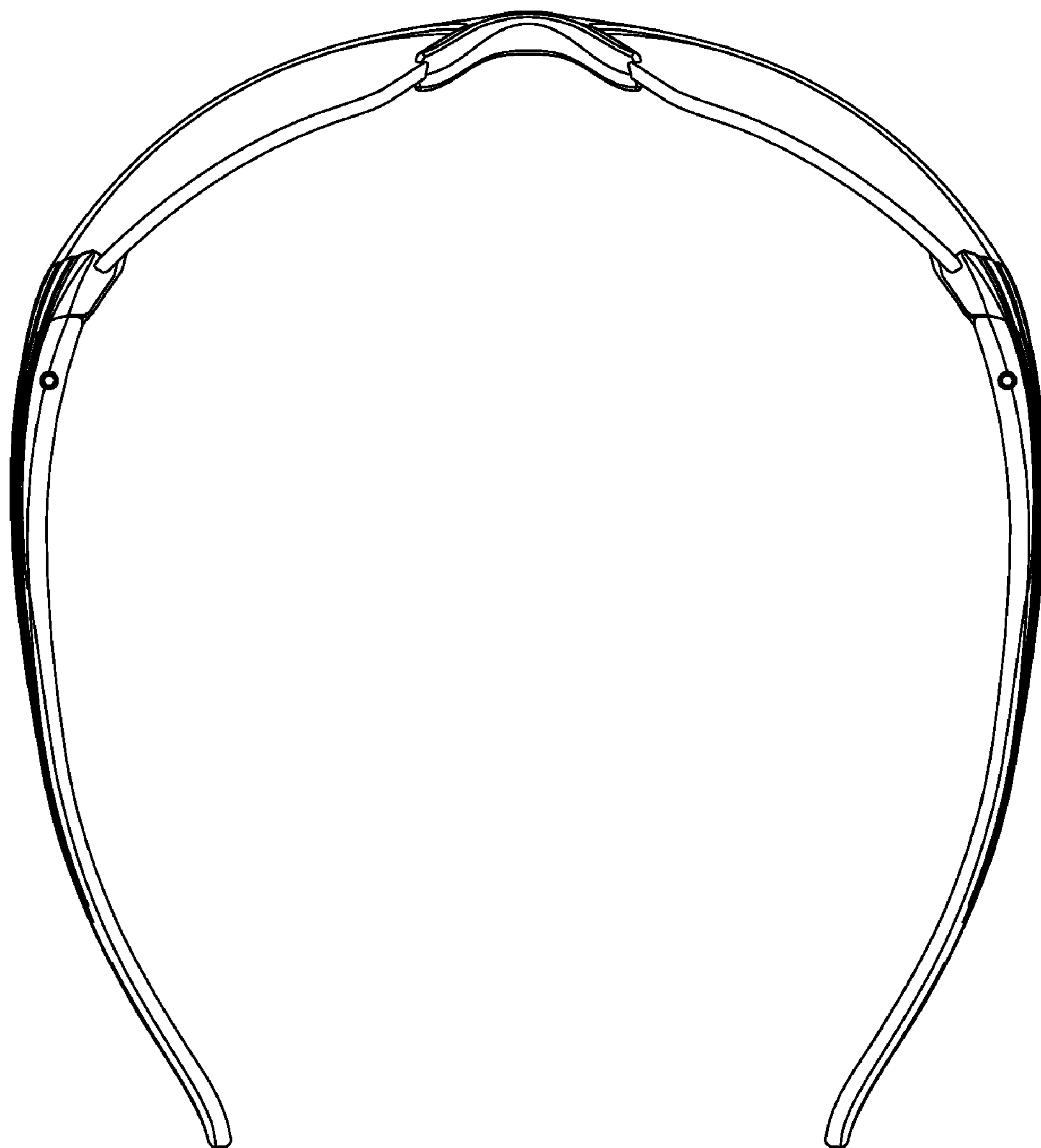


FIG. 4

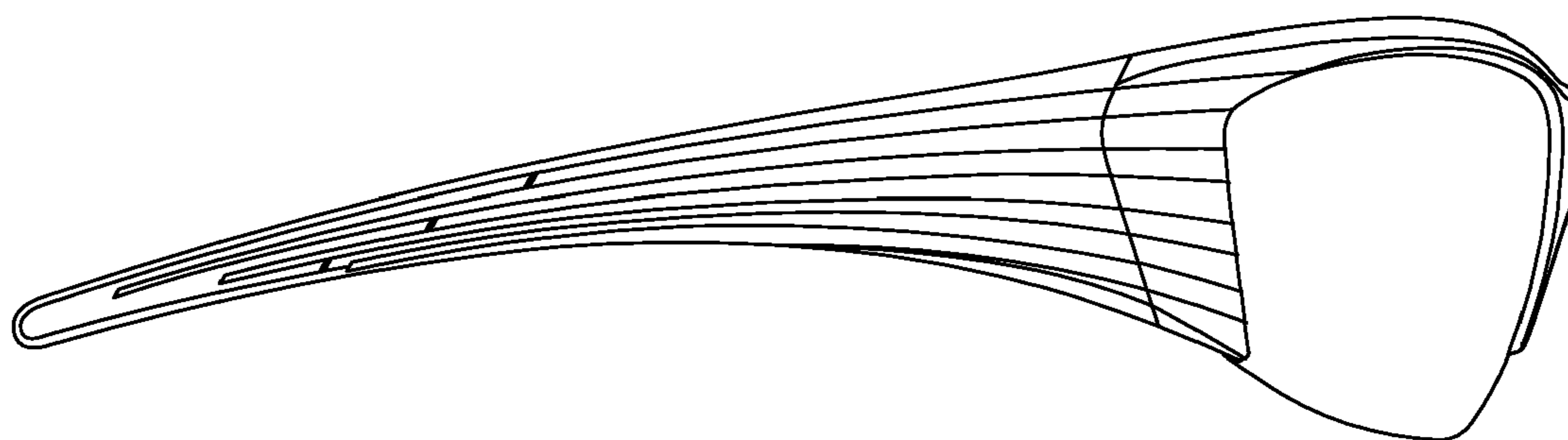


FIG. 5

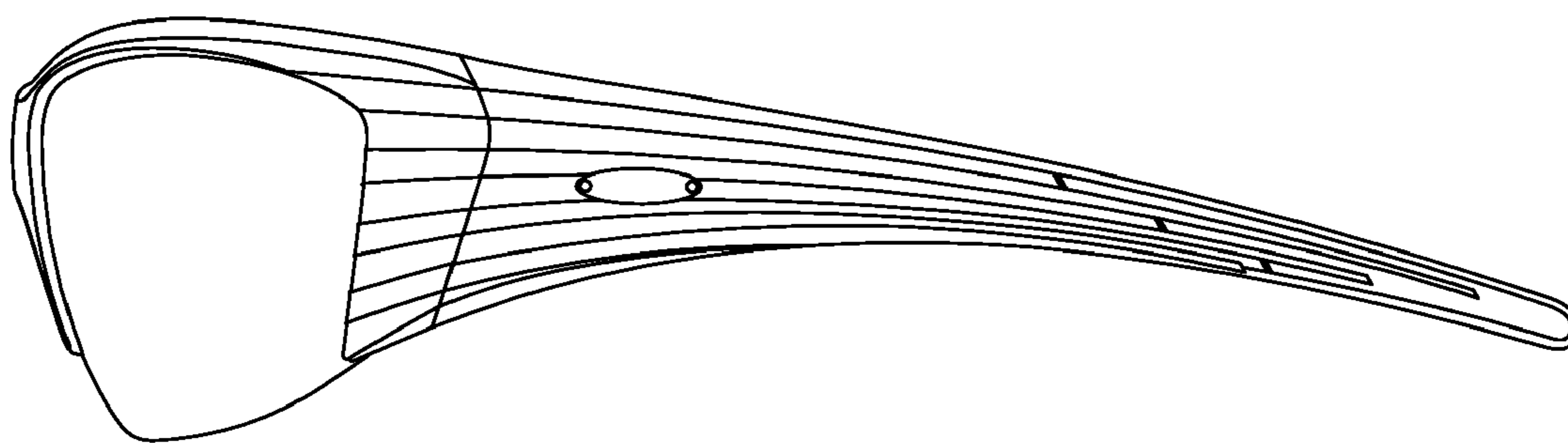


FIG. 6

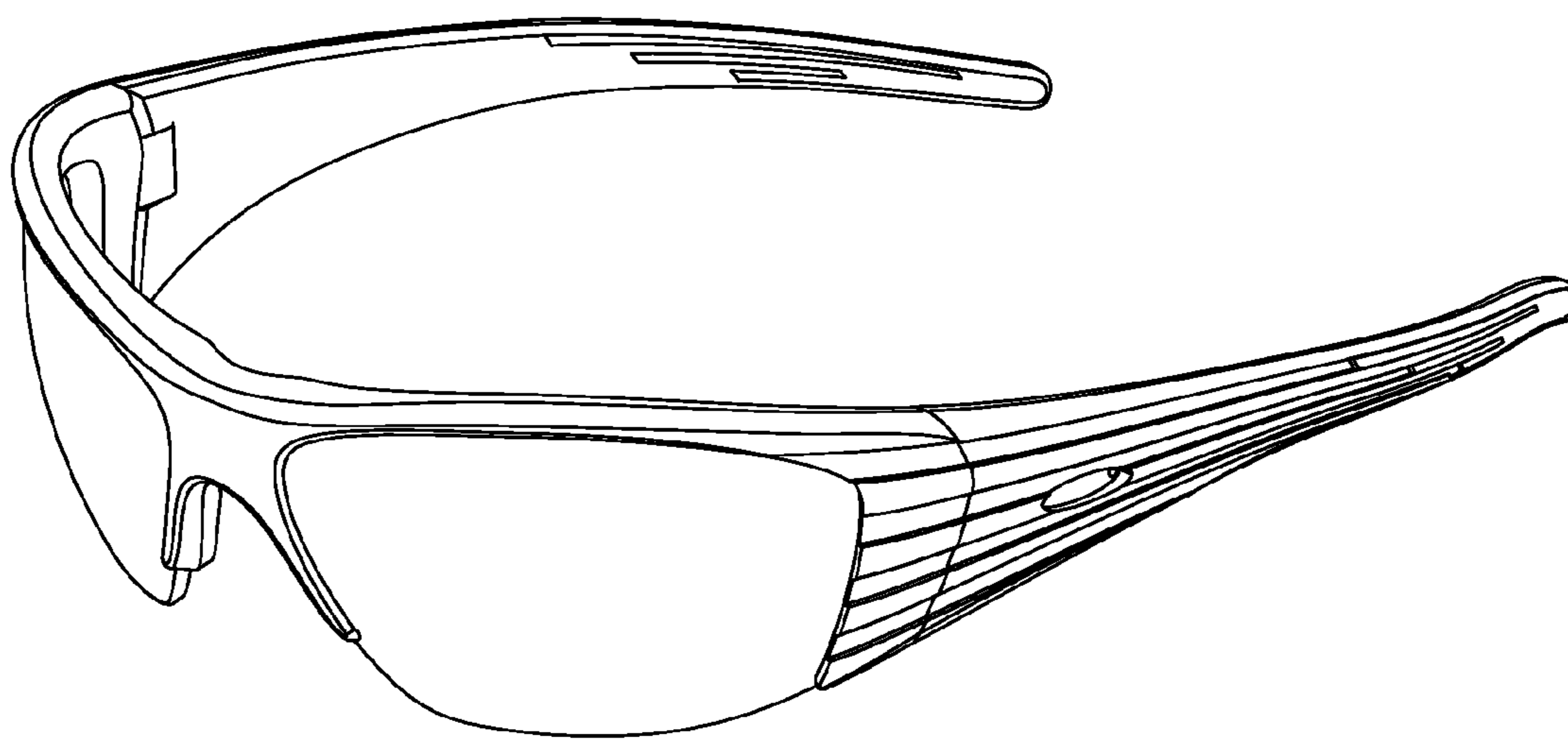


FIG. 7