



US00D638828S

(12) **United States Design Patent**
Melanson et al.

(10) **Patent No.:** **US D638,828 S**

(45) **Date of Patent:** **** May 31, 2011**

(54) **CASE**

(75) Inventors: **Chris Melanson**, Fort Collins, CO (US);
Jane Michie, Wellington, CO (US)

(73) Assignee: **Otter Products, LLC**, Fort Collins, CO (US)

(**) Term: **14 Years**

(21) Appl. No.: **29/378,259**

(22) Filed: **Nov. 2, 2010**

(51) **LOC (9) Cl.** **14-03**

(52) **U.S. Cl.** **D14/250**

(58) **Field of Classification Search** D14/250–253,
D14/440, 203.7, 217, 496, 203.3; D3/201,
D3/218, 269, 301, 273, 303; D13/103; 220/4.02;
224/191, 240, 241, 245, 682–683; 248/309.1;
361/679.56; 379/426, 433.11, 455; 455/575.1,
455/575.8; 190/100; 206/305, 320

See application file for complete search history.

(56) **References Cited**

U.S. PATENT DOCUMENTS

D556,681 S	*	12/2007	Kim	D13/103
D561,092 S	*	2/2008	Kim	D13/103
D565,291 S	*	4/2008	Brandenburg et al.	D3/218
D600,908 S	*	9/2009	Richardson et al.	D3/218
D613,282 S	*	4/2010	Richardson et al.	D14/250
D615,077 S	*	5/2010	Richardson et al.	D14/250
D615,535 S	*	5/2010	Richardson et al.	D14/250
D617,784 S	*	6/2010	Richardson et al.	D14/250
D617,785 S	*	6/2010	Richardson et al.	D14/250
D619,130 S	*	7/2010	Fellig	D14/250
D623,179 S	*	9/2010	Richardson et al.	D14/250
D626,119 S	*	10/2010	Fellig	D14/250
D626,121 S	*	10/2010	Richardson et al.	D14/250
D628,568 S	*	12/2010	Richardson et al.	D14/250
D632,684 S	*	2/2011	Richardson et al.	D14/250

2009/0036175	A1*	2/2009	Brandenburg et al.	455/575.1
2009/0247244	A1*	10/2009	Mittleman et al.	455/575.1
2009/0257189	A1*	10/2009	Wang et al.	361/679.56
2010/0104814	A1*	4/2010	Richardson et al.	428/156

OTHER PUBLICATIONS

OtterBox IPHONE 4 Defender Series Case, <URL:http://www.otterbox.com/iPhone-4-Defender-Series-Case/APL2-I4XXX,default,pd.html?dwvar_APL2-I4XXX_color=20&start=1&cgid=verizon-iphone4-cases>, retrieved from internet Mar. 9, 2011.*

Griffin Survivor Extreme-Duty Case for iPhone 4, <URL:http://www.griffintechnology.com/products/survivor-iphone4>, retrieved from internet Mar. 9, 2011.*

* cited by examiner

Primary Examiner — Robert M. Spear

Assistant Examiner — Carla Wright

(57) **CLAIM**

The ornamental design for a case, as shown and described.

DESCRIPTION

FIG. 1 is a front isometric view of a case showing our new design;

FIG. 2 is a rear isometric view thereof;

FIG. 3 is a front view thereof;

FIG. 4 is a rear view thereof;

FIG. 5 is a left view thereof;

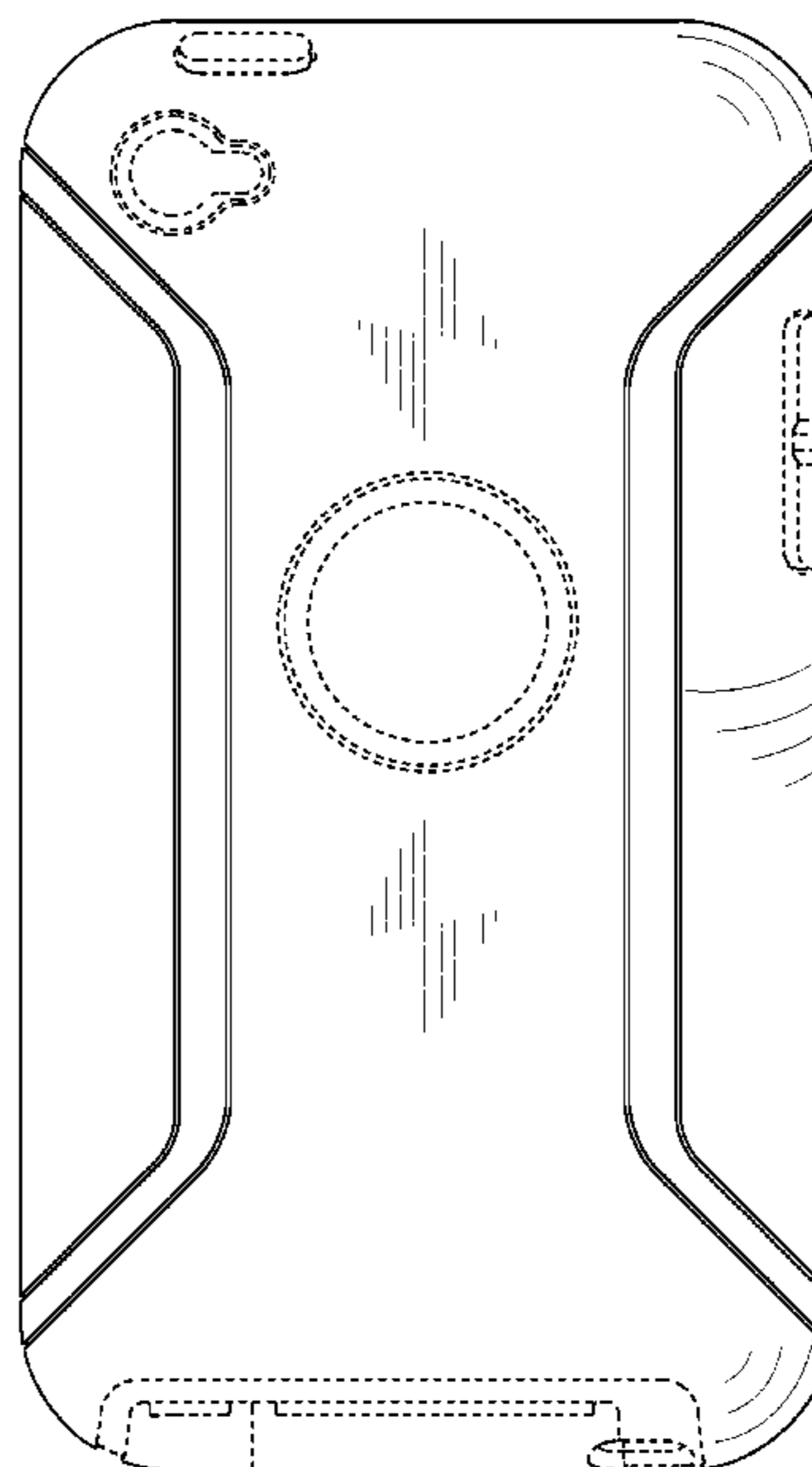

FIG. 6 is a right view thereof;

FIG. 7 is a top view thereof; and,

FIG. 8 is a bottom view thereof.

The broken line perimeter of the large unshaded rectangular region on the front of the case in FIGS. 1 and 3 represents a boundary of the claimed design. All other broken lines depict unclaimed environment. The broken lines and unshaded regions bounded by broken lines form no part of the claimed design.

1 Claim, 6 Drawing Sheets



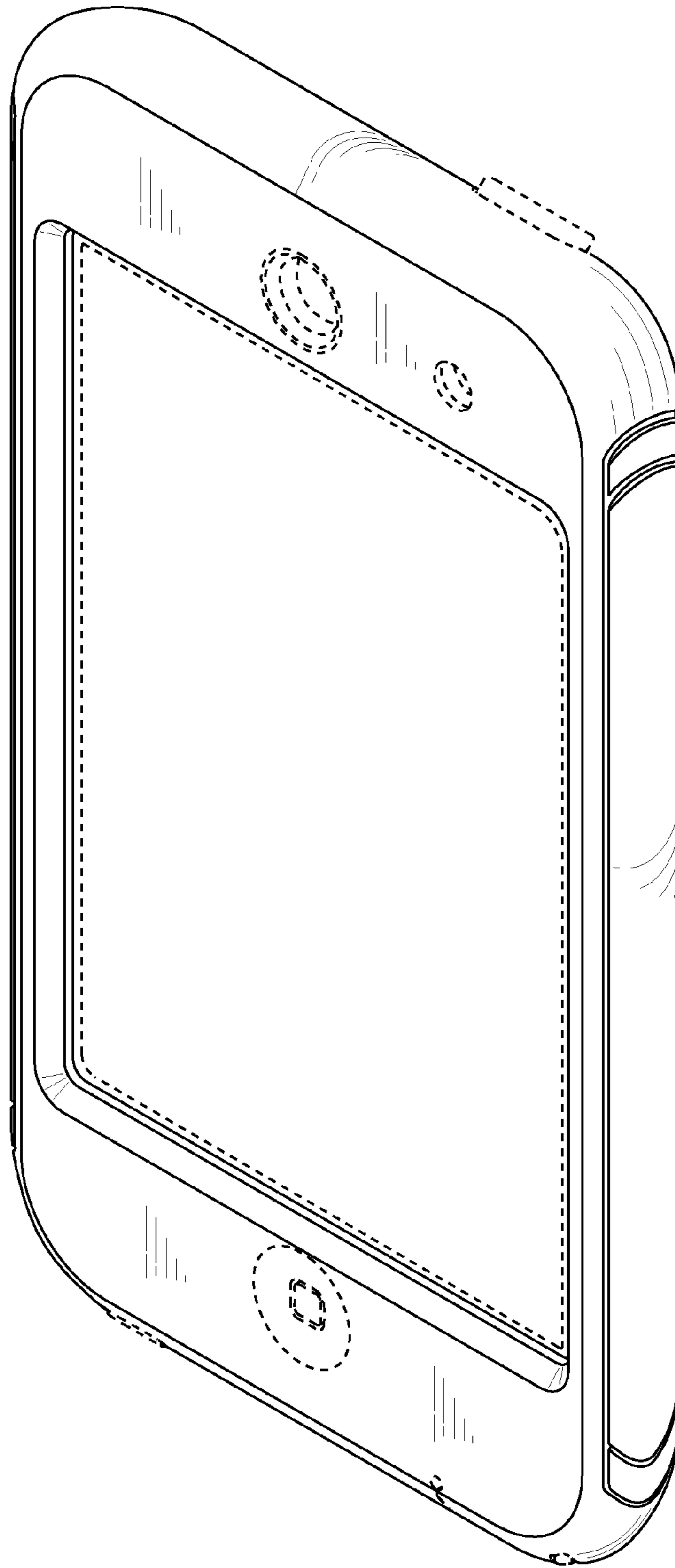


FIG. 1

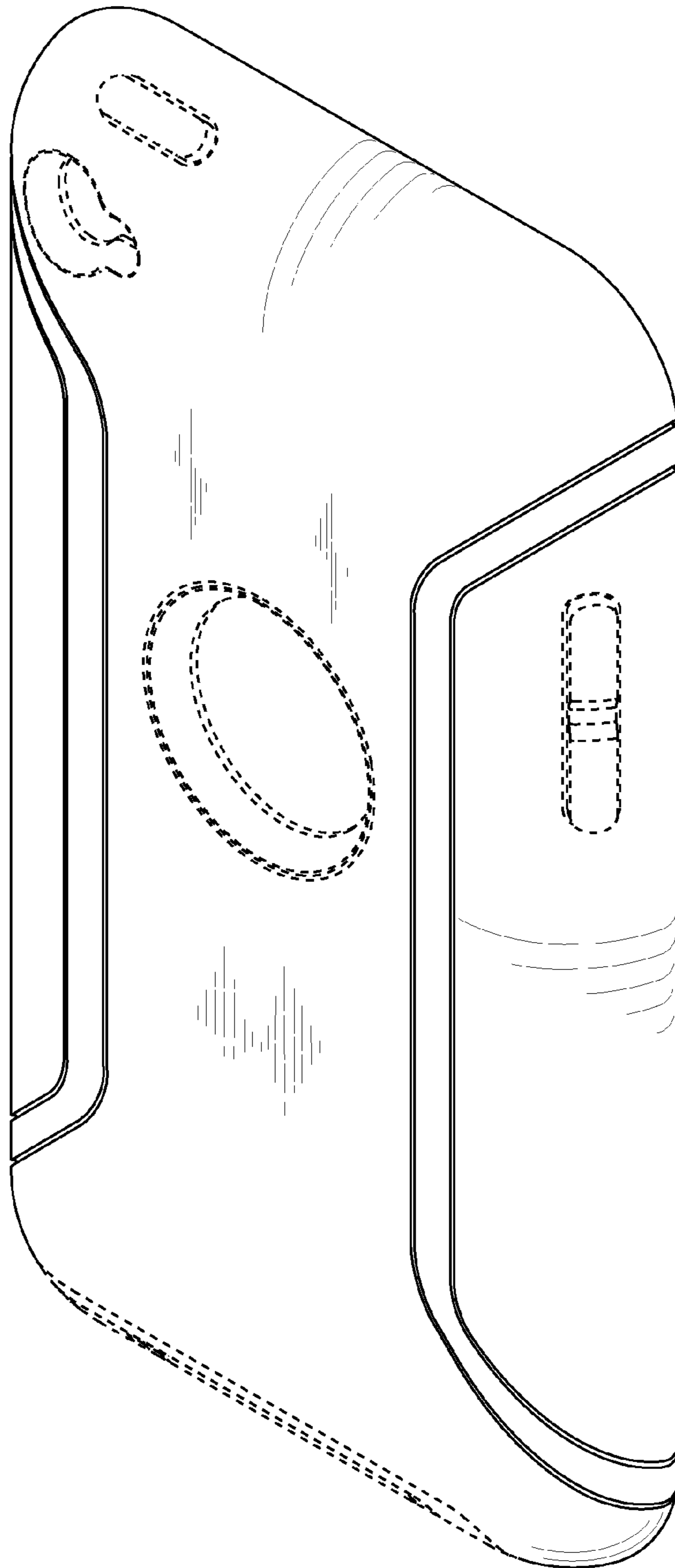


FIG. 2




FIG. 3

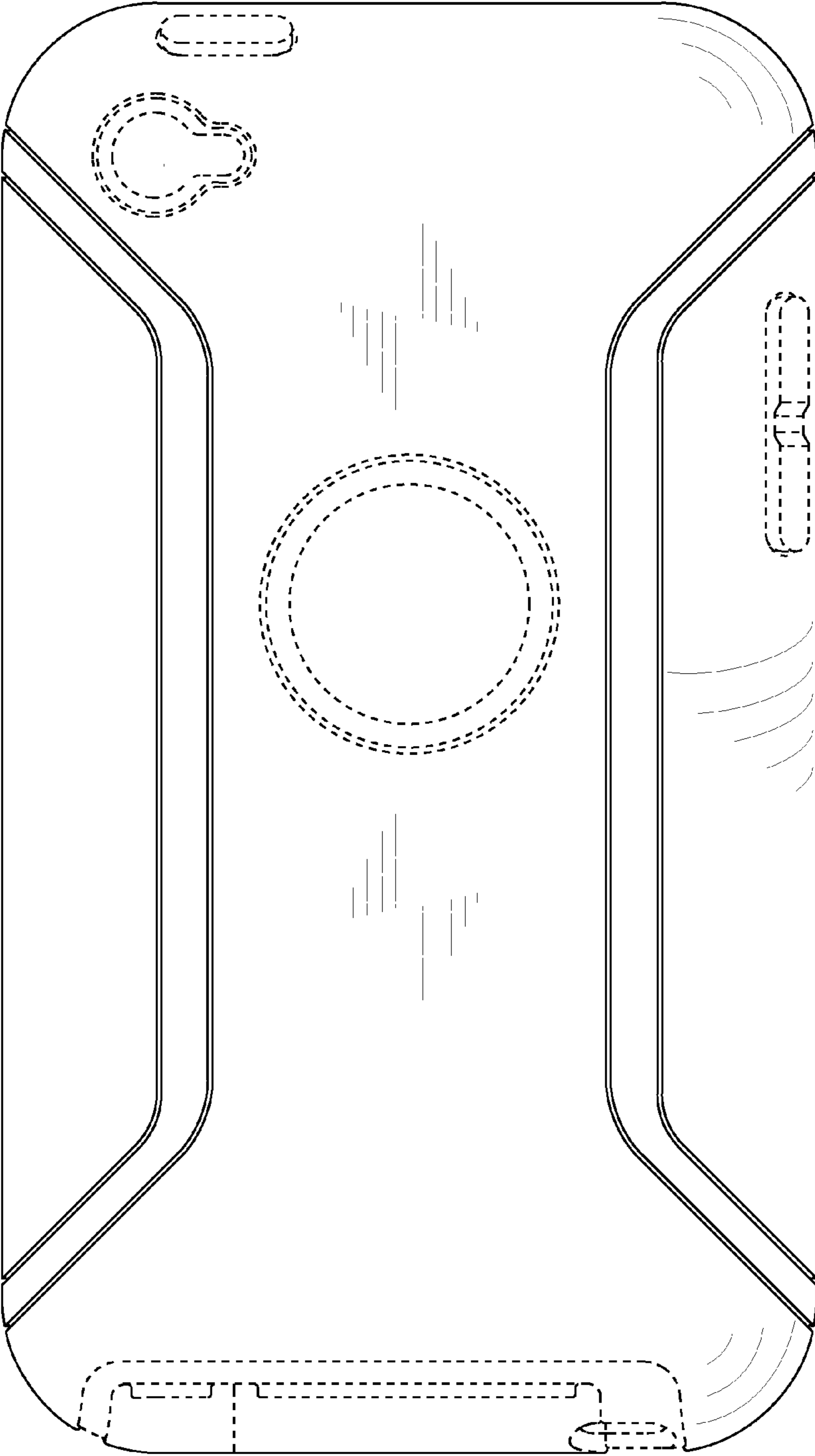


FIG. 4

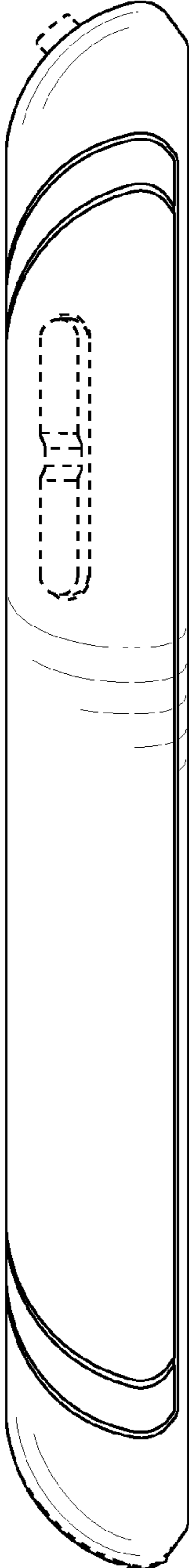


FIG. 5

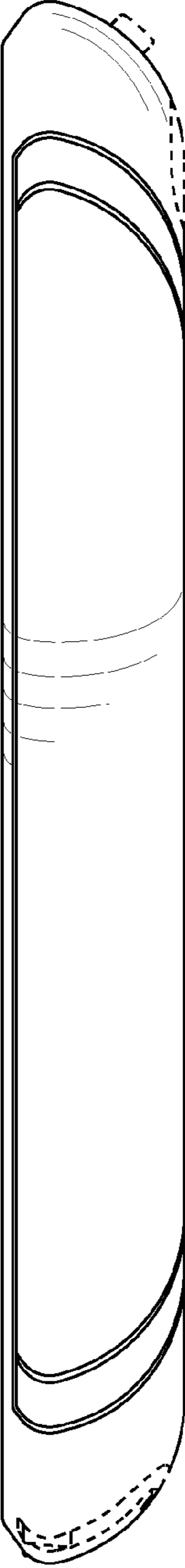


FIG. 6

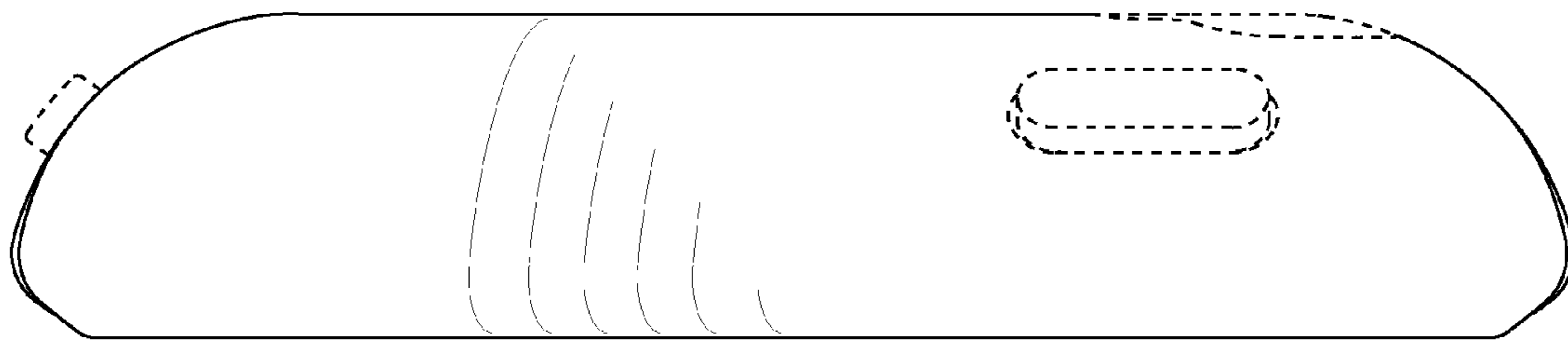


FIG. 7

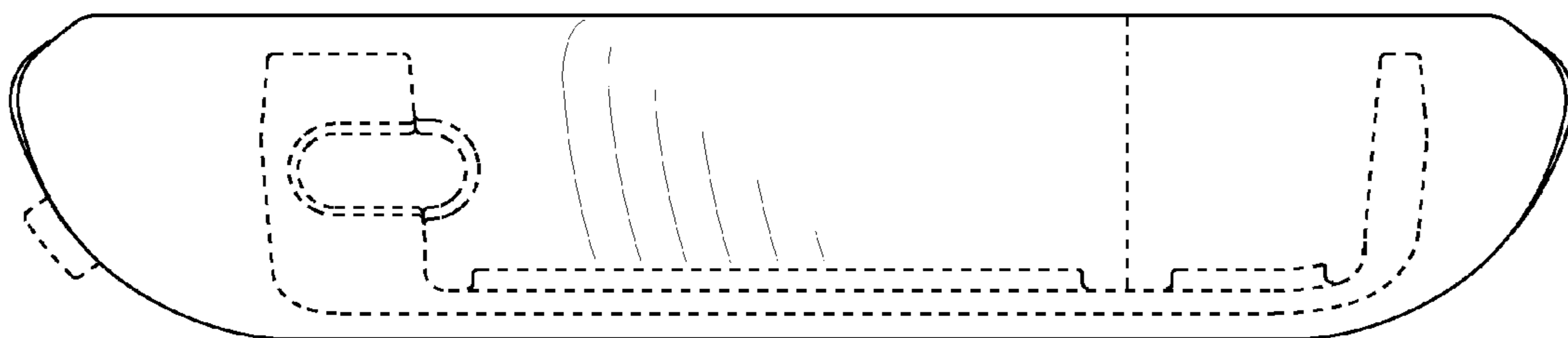


FIG. 8