



US00D638826S

(12) **United States Design Patent**
VanDuyn et al.

(10) **Patent No.:** **US D638,826 S**
(45) **Date of Patent:** **** May 31, 2011**

- (54) **TWISTABLE REMOTE CONTROL**
- (75) Inventors: **Luke VanDuyn**, Highlands Ranch, CO (US); **Henry Martch**, Parker, CO (US)
- (73) Assignee: **EchoStar Technologies L.L.C.**, Englewood, CO (US)
- (**) Term: **14 Years**
- (21) Appl. No.: **29/378,792**
- (22) Filed: **Nov. 9, 2010**

Related U.S. Application Data

- (62) Division of application No. 29/366,664, filed on Jul. 28, 2010, now Pat. No. Des. 628,983.
- (51) **LOC (9) Cl.** **14-03**
- (52) **U.S. Cl.** **D14/218**
- (58) **Field of Classification Search** D14/174, D14/137-139, 151, 217, 218, 191-193, 167, D14/299, 168, 247, 455, 456, 138 AA, 138 AC; D13/168, 162-164; D21/512-517, 566; D10/104, 106; 345/169; 348/114, 734; 455/352-355, 151.1-151.4, 128, 347, 90.3
See application file for complete search history.

(56) **References Cited**

U.S. PATENT DOCUMENTS

D511,509 S *	11/2005	Kim et al.	D14/138 AB
D515,072 S *	2/2006	Lee	D14/218
D515,544 S *	2/2006	Kim et al.	D14/138 AA
D518,475 S *	4/2006	Yang et al.	D14/218
D532,777 S *	11/2006	Yu et al.	D14/218
D538,820 S *	3/2007	Andre et al.	D14/203.7
D542,758 S *	5/2007	Kim et al.	D14/138 AA
D543,971 S *	6/2007	d'Hoore	D14/218
D549,666 S *	8/2007	Tan et al.	D13/168
D552,086 S *	10/2007	Johnson et al.	D14/217
D552,600 S *	10/2007	Oota	D14/218
D558,714 S *	1/2008	Kim et al.	D14/138 AD

D559,202 S *	1/2008	Sim et al.	D13/168
D584,727 S *	1/2009	Liu	D14/346
D585,052 S *	1/2009	Mamane et al.	D14/218
D614,605 S *	4/2010	Teh et al.	D14/218
D621,372 S *	8/2010	Won et al.	D13/168
D622,703 S *	8/2010	Cheng Teh et al.	D14/218
D628,983 S	12/2010	VanDuyn et al.	
2002/0154888 A1 *	10/2002	Allen et al.	386/46
2007/0093281 A1 *	4/2007	Park et al.	455/575.4
2007/0142092 A1 *	6/2007	Kim	455/566

OTHER PUBLICATIONS

Amendment After Allowance Under 37 C.F.R. 1.312 and 14 sheets of replacement formal drawings, dated Nov. 9, 2010, U.S. Appl. No. 29/366,664, 31 pages.

* cited by examiner

Primary Examiner — T. Chase Nelson
Assistant Examiner — John Windmuller

(57) **CLAIM**

We claim the ornamental design for a twistable remote control, as shown and described.

DESCRIPTION

FIG. 1 is a top isometric view of a twistable remote control showing our new design.

FIG. 2 is a top plan view thereof.

FIG. 3 is a bottom plan view thereof.

FIG. 4 is a front elevation view thereof.

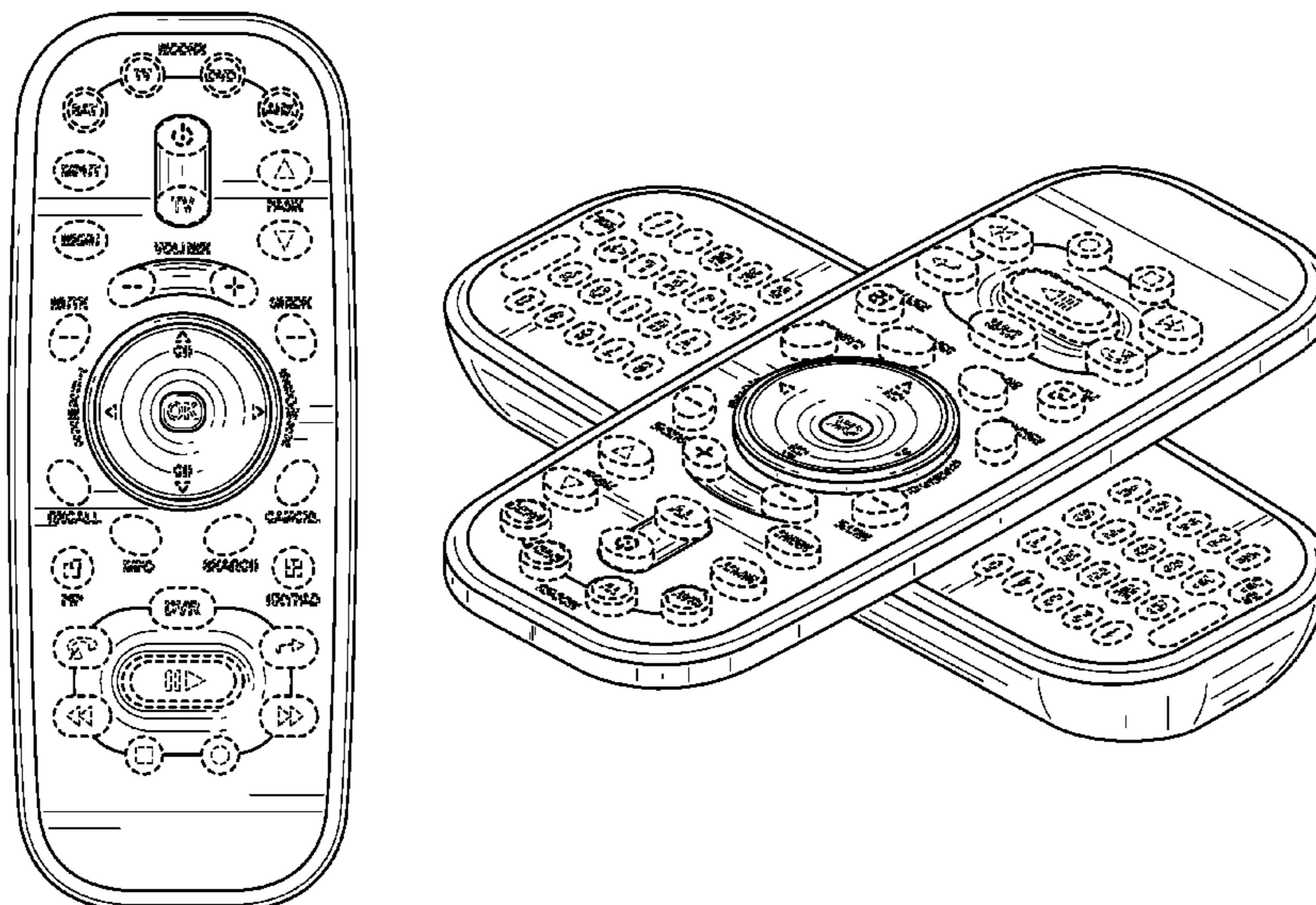
FIG. 5 is a top isometric view thereof in an expanded orientation.

FIG. 6 is a top plan view thereof in an expanded orientation; and,

FIG. 7 is a front elevation view thereof in an expanded orientation.

In the drawings, the broken-line showing of buttons and surface indicia depicts environmental subject matter only and forms no part of the claimed design.

1 Claim, 7 Drawing Sheets



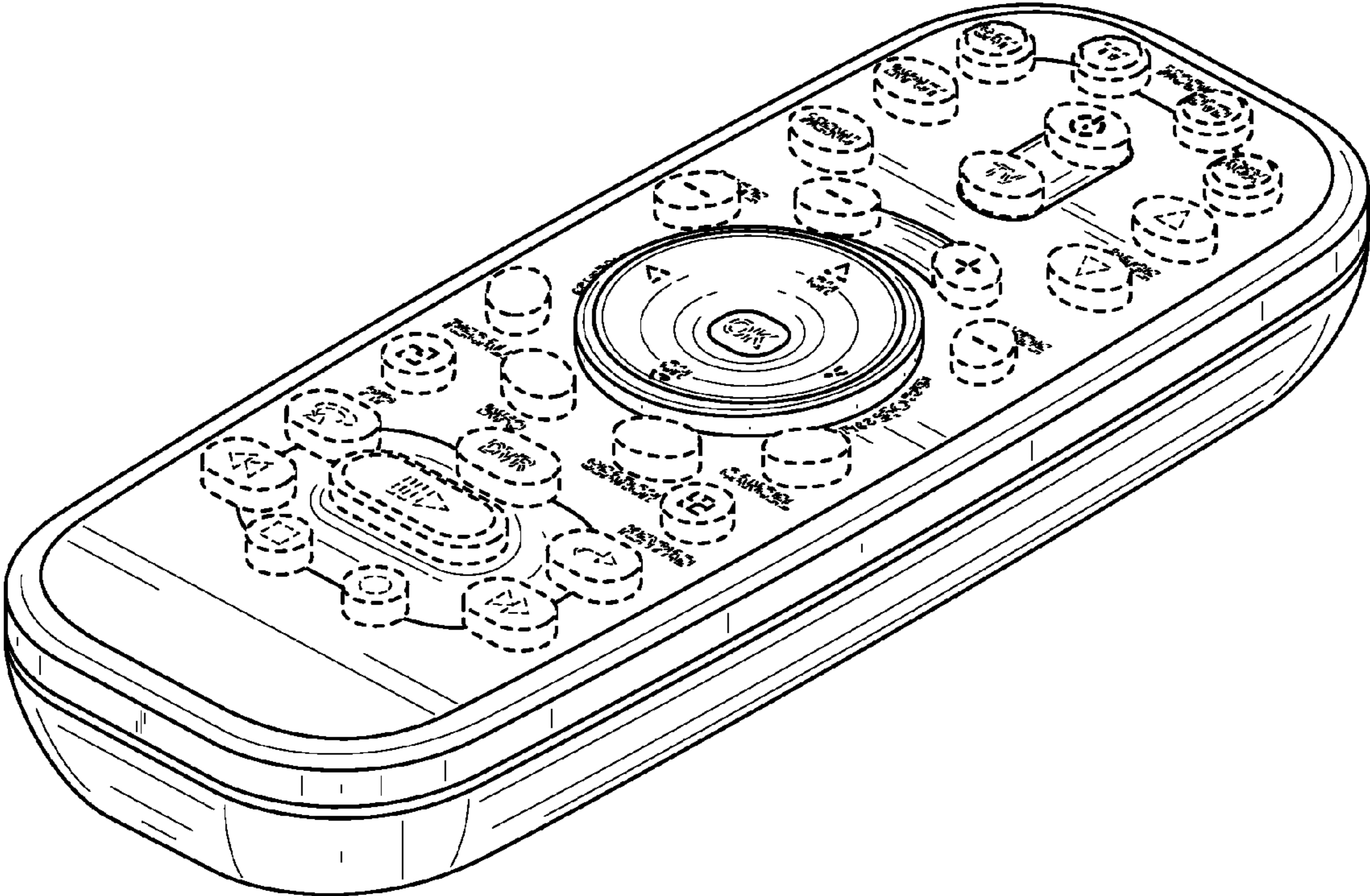


FIG. 1

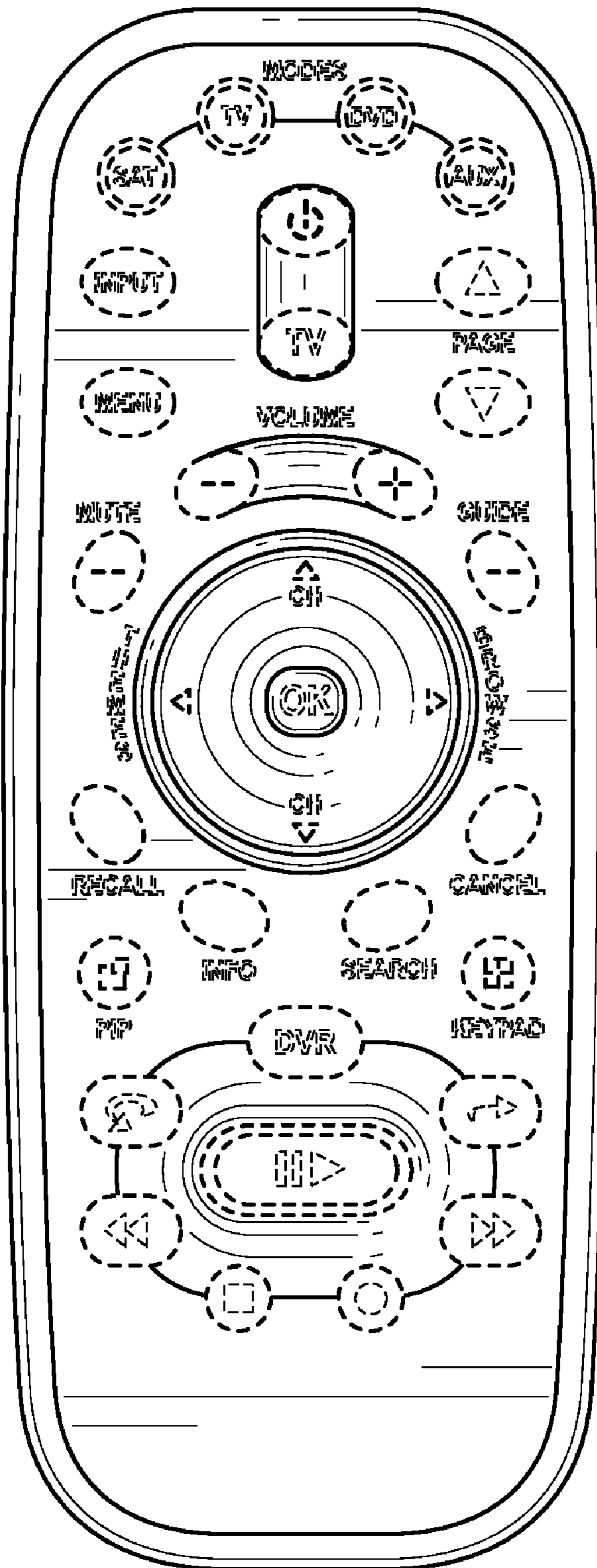


FIG. 2

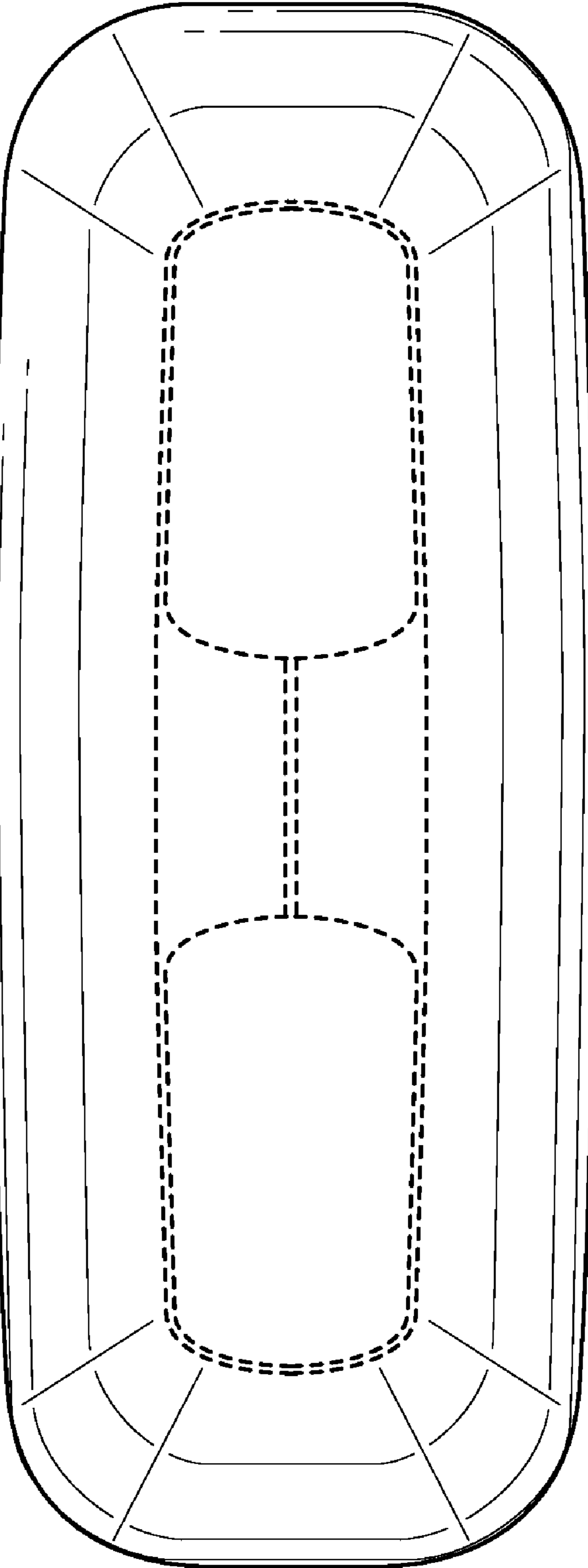


FIG. 3



FIG. 4

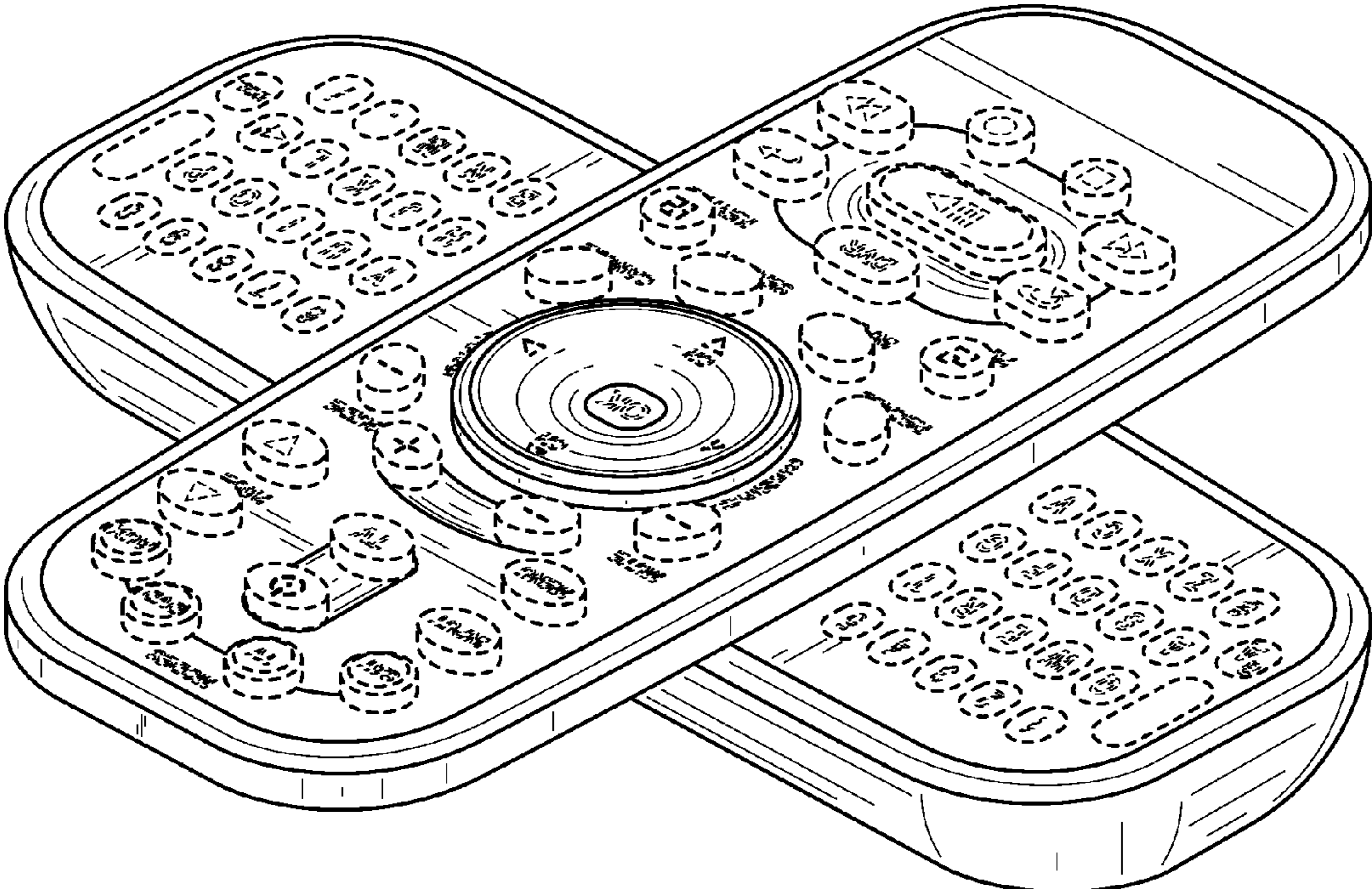


FIG. 5

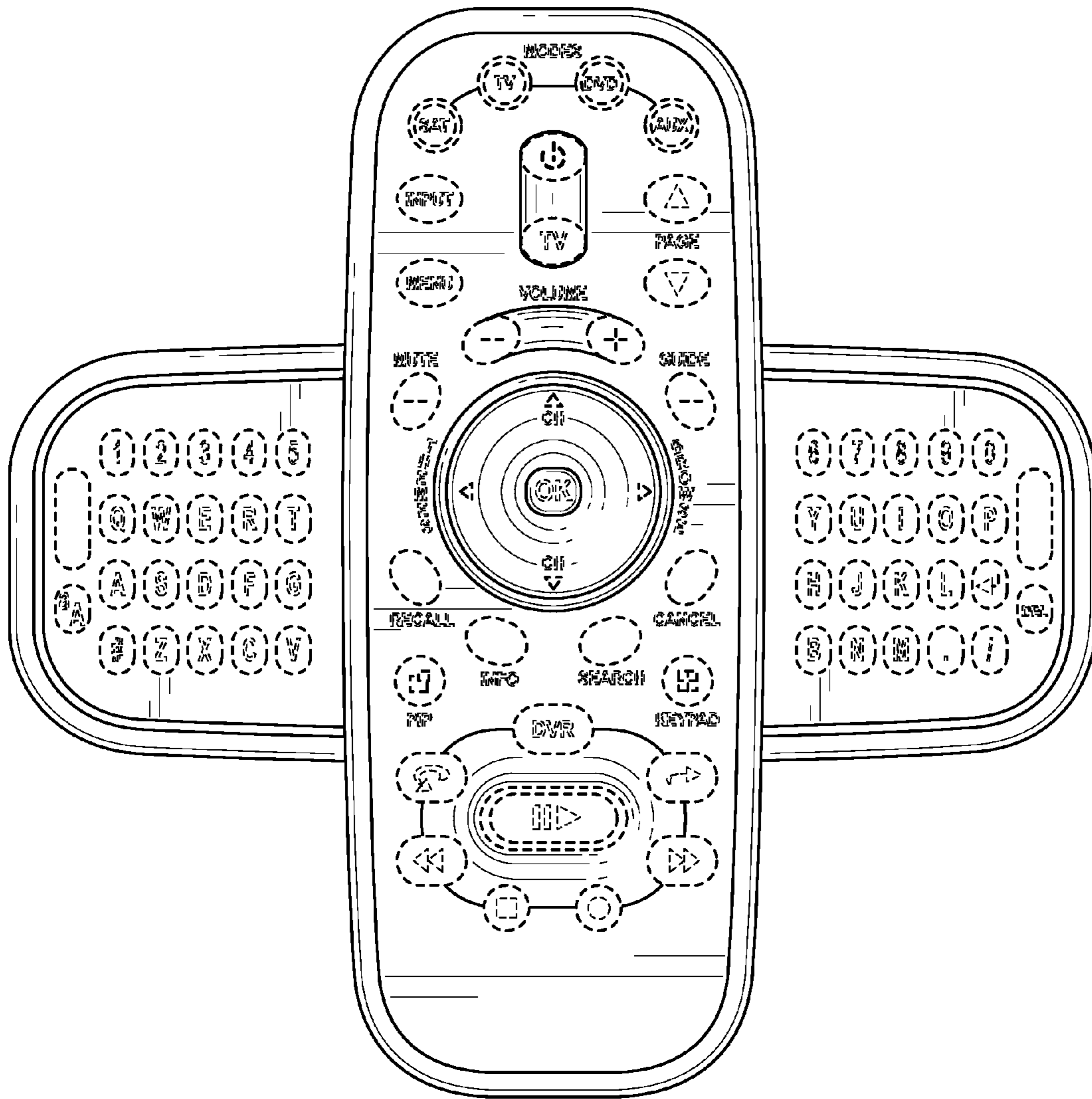


FIG. 6



FIG. 7