



US00D638823S

(12) **United States Design Patent**  
**Schindler**

(10) **Patent No.:** **US D638,823 S**

(45) **Date of Patent:** **\*\* May 31, 2011**

(54) **SOUND BAR SPEAKER SYSTEM**

(75) Inventor: **John Schindler**, Ladera Ranch, CA (US)

(73) Assignee: **Vizio Inc.**, Irvine, CA (US)

(\*\*) Term: **14 Years**

(21) Appl. No.: **29/364,707**

(22) Filed: **Jun. 28, 2010**

**Related U.S. Application Data**

(63) Continuation-in-part of application No. 29/340,895, filed on Jul. 28, 2009, now abandoned.

(51) **LOC (9) Cl.** ..... **14-01**

(52) **U.S. Cl.** ..... **D14/214**

(58) **Field of Classification Search** ..... D14/204,  
D14/210-216, 172; 181/143-144, 147-148,  
181/150-153, 157, 198-199; 381/300-303,  
381/306, 332-333, 336, 345, 361-364, 386-388;  
D12/114

See application file for complete search history.

(56) **References Cited**

**U.S. PATENT DOCUMENTS**

D472,542 S \* 4/2003 Oikawa ..... D14/172  
D520,494 S \* 5/2006 Aiba et al. .... D14/214  
D532,408 S \* 11/2006 Kita ..... D14/214

D540,310 S \* 4/2007 Yuyama ..... D14/214  
D543,535 S \* 5/2007 Hasegawa et al. .... D14/214  
D573,133 S \* 7/2008 Milks et al. .... D14/214

\* cited by examiner

*Primary Examiner* — Nanda Bondade

(74) *Attorney, Agent, or Firm* — Law Office of Scott C. Harris, Inc.

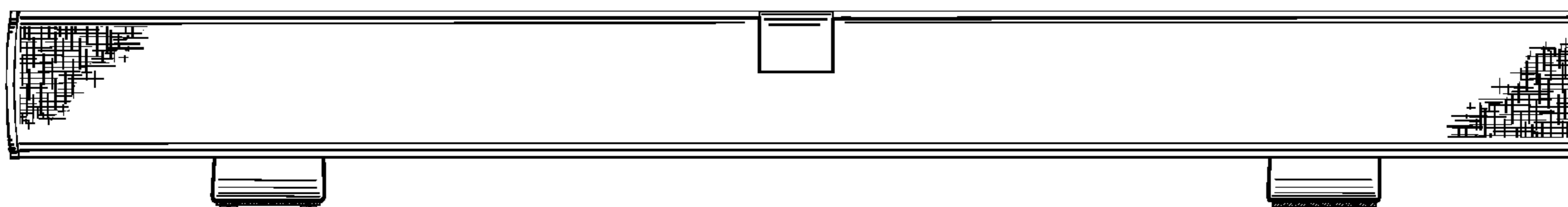
(57) **CLAIM**

I claim the ornamental design for a sound bar speaker system, as shown and described.

**DESCRIPTION**

FIG. 1 is a front elevation view of the sound bar speaker system showing my novel design; FIG. 2 is a rear elevation view thereof; FIG. 3 is a left side view thereof; FIG. 4 is a right side view thereof; FIG. 5 is a top plan view thereof; FIG. 6 is a bottom plan view thereof; FIG. 7 is a front perspective view thereof; and, FIG. 8 is a rear perspective view thereof. The broken line depicting a plurality of connectors in FIGS. 2 and 8 are for illustrative purposes only and forms no part of the claimed design.

**1 Claim, 8 Drawing Sheets**



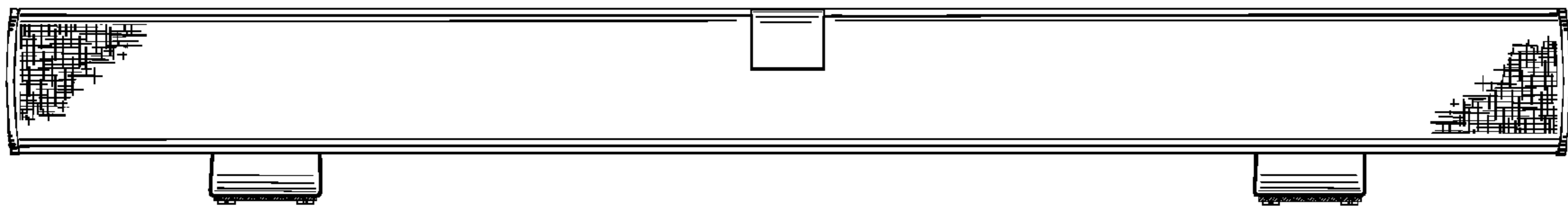


FIG.1

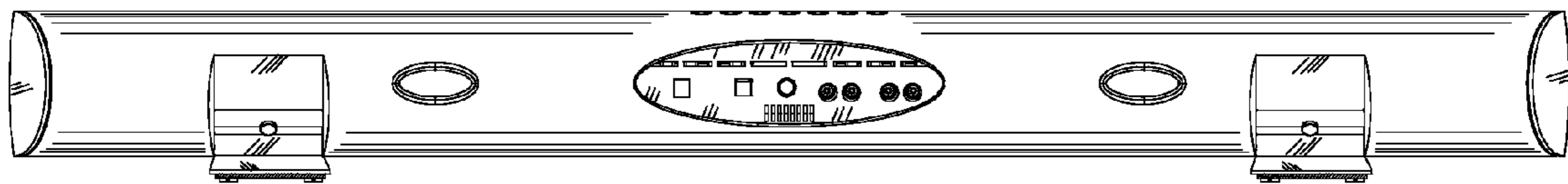


FIG.2




FIG.3




FIG.4

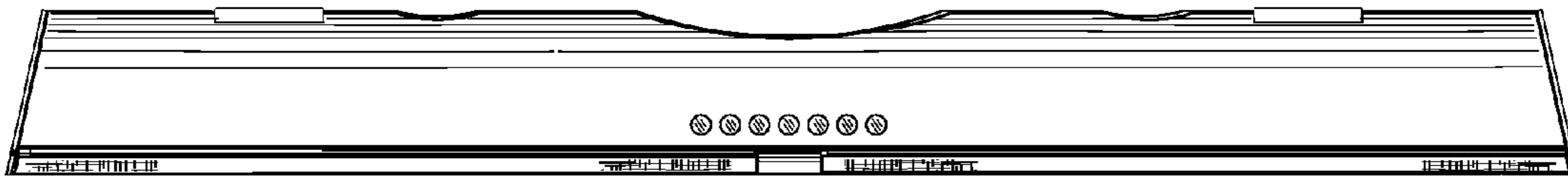


FIG.5

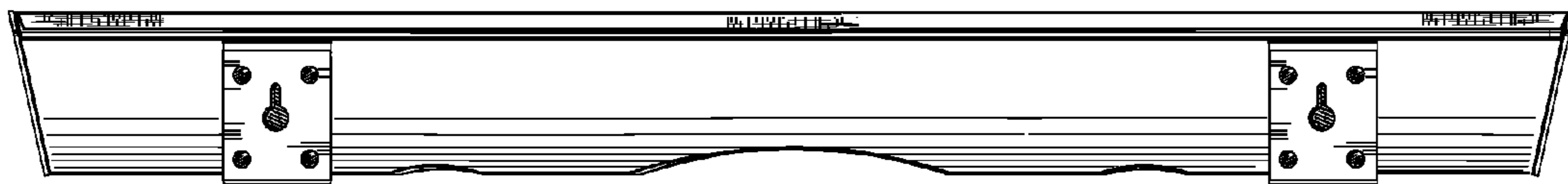


FIG.6

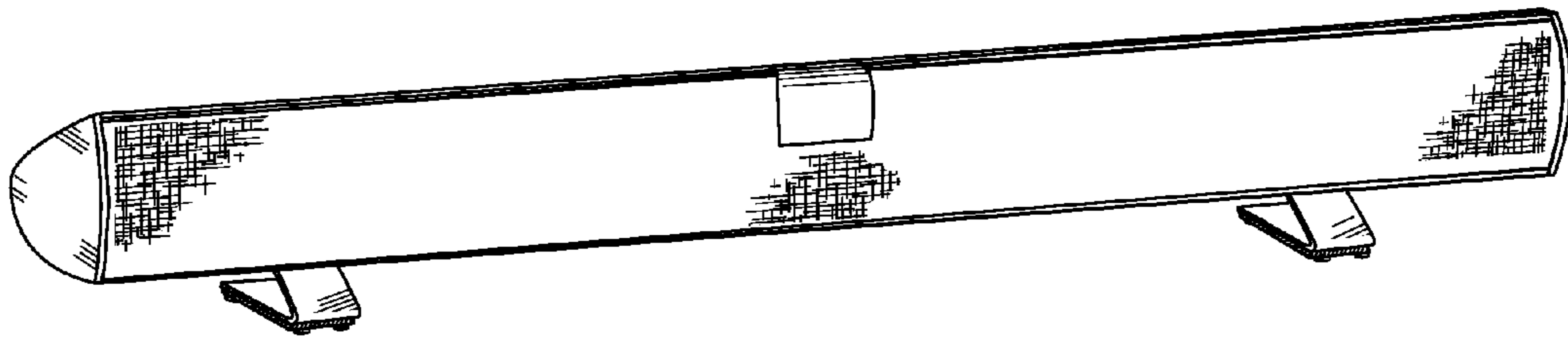


FIG.7






FIG.8