



US00D638819S

(12) **United States Design Patent**
Shum et al.

(10) **Patent No.:** **US D638,819 S**

(45) **Date of Patent:** **** *May 31, 2011**

(54) **MEDIA PLAYER**

(75) Inventors: **Albert Y. S. Shum**, Bellevue, WA (US);
Sung-Ho Son, Redmond, WA (US);
Carl J. Ledbetter, Mercer Island, WA
(US); **Jonathan Reed Harris**, Redmond,
WA (US); **Scott Harold Wilson**,
Chicago, IL (US)

(73) Assignee: **Microsoft Corporation**, Redmond, WA
(US)

(**) Term: **14 Years**

(21) Appl. No.: **29/336,013**

(22) Filed: **Apr. 27, 2009**

(51) **LOC (9) Cl.** **14-03**

(52) **U.S. Cl.** **D14/203.3; D14/203.1**

(58) **Field of Classification Search** D14/496,
D14/401, 435, 474, 483, 217, 137, 138, 160,
D14/168, 356, 203.1-203.8, 507; 345/156,
345/169, 173-179, 905; 715/727-729, 864;
710/1, 5, 8; 713/1, 600; 455/1.1, 1.7, 73,
455/344-347, 93, 95, 3.01-3.06, 550.1, 573.1;
370/342-344; 369/1, 2, 6-12; 463/43-47;
273/148 B

See application file for complete search history.

(56) **References Cited**

U.S. PATENT DOCUMENTS

5,766,077 A * 6/1998 Hongo 463/30
6,540,611 B1 * 4/2003 Nagata 463/31
6,642,629 B2 * 11/2003 DeLeeuw 307/10.1
6,825,832 B2 * 11/2004 Chung et al. 345/168
6,850,256 B2 * 2/2005 Crow et al. 715/798
D520,519 S * 5/2006 Chin et al. D14/203.3
D542,303 S * 5/2007 Cheng D14/496
D558,700 S * 1/2008 Onoda et al. D14/128

D563,994 S * 3/2008 Liu et al. D14/496
D575,766 S * 8/2008 Harris D14/188
D594,874 S * 6/2009 Sheba et al. D14/496

FOREIGN PATENT DOCUMENTS

EM 001012066 10/2008

OTHER PUBLICATIONS

Adam Frucci, "Sansa slotRadio Comes With 1,000 Songs
Preloaded", Gizmodo (Jan. 7, 2009), <http://www.gizmodo.com/5125055/sansa-slotradio-comes-with-1000-songs-preloaded>, 1
color sheet.

Miscellaneous pictures of Sandisk Slot Radio found on the Internet,
SanDisk Corporation, exact dates unknown but all believed to be on
or about Jan. 7, 2009, or thereafter, 6 color sheets.

* cited by examiner

Primary Examiner — Prabhakar Deshmukh

(74) *Attorney, Agent, or Firm* — Banner & Witcoff, Ltd.

(57) **CLAIM**

The ornamental design for a media player, as shown and
described.

DESCRIPTION

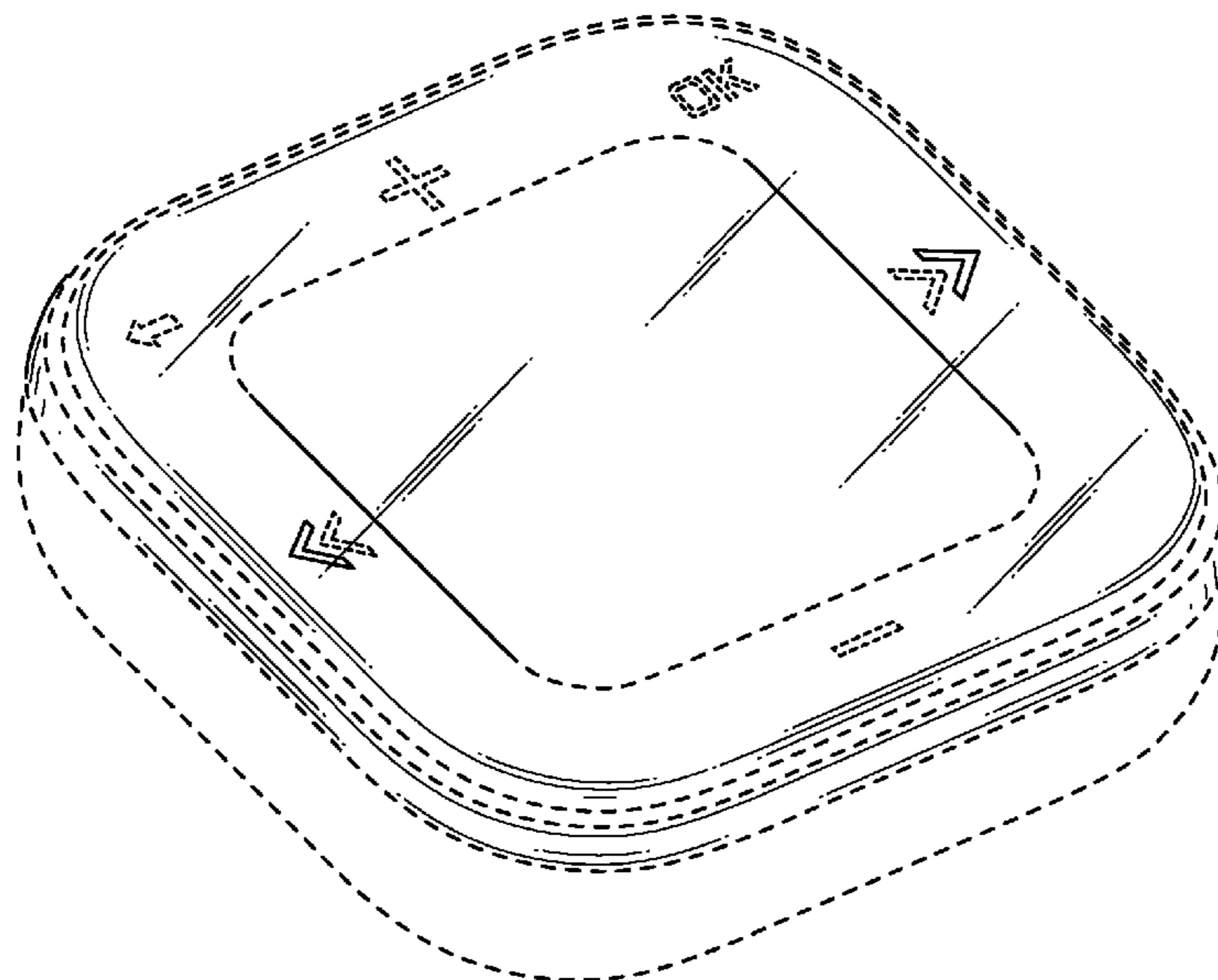
FIG. 1 is a front perspective view of a media player showing
our new design;

FIG. 2 is a front view thereof; and,

FIG. 3 is a side view thereof, with the other three side views
being identical thereto.

The broken line immediately adjacent the bottom of the top
shaded region and the broken lines immediately adjacent the
top and bottom of the sidewall shaded region represent
unclaimed boundaries of the design. The broken lines within
the top shaded region are for environmental purposes only
and form no part of the claimed design. The broken line
showing of the remainder of the media player is for environ-
mental purposes only and form no part of the claimed design.

1 Claim, 2 Drawing Sheets



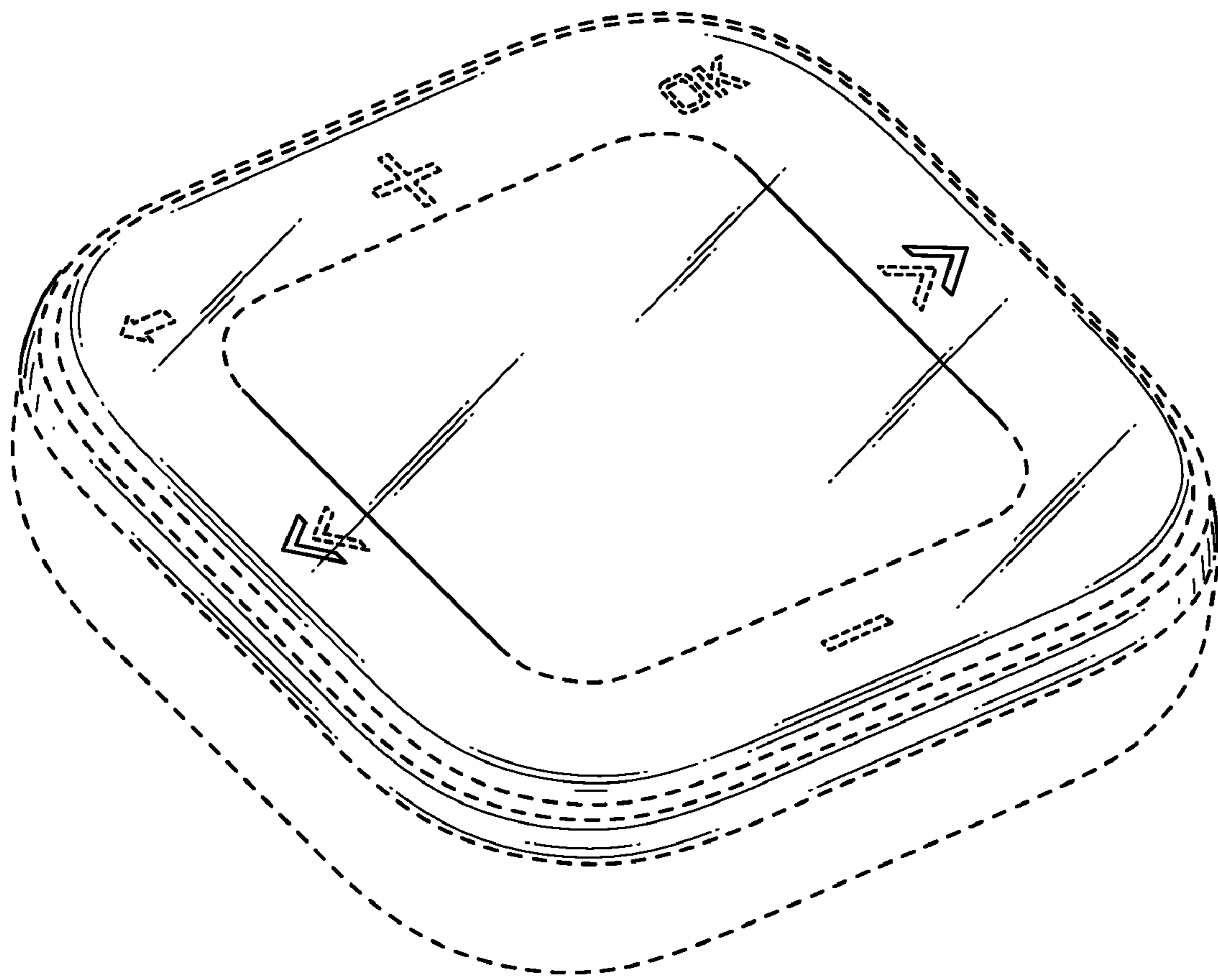


FIG. 1

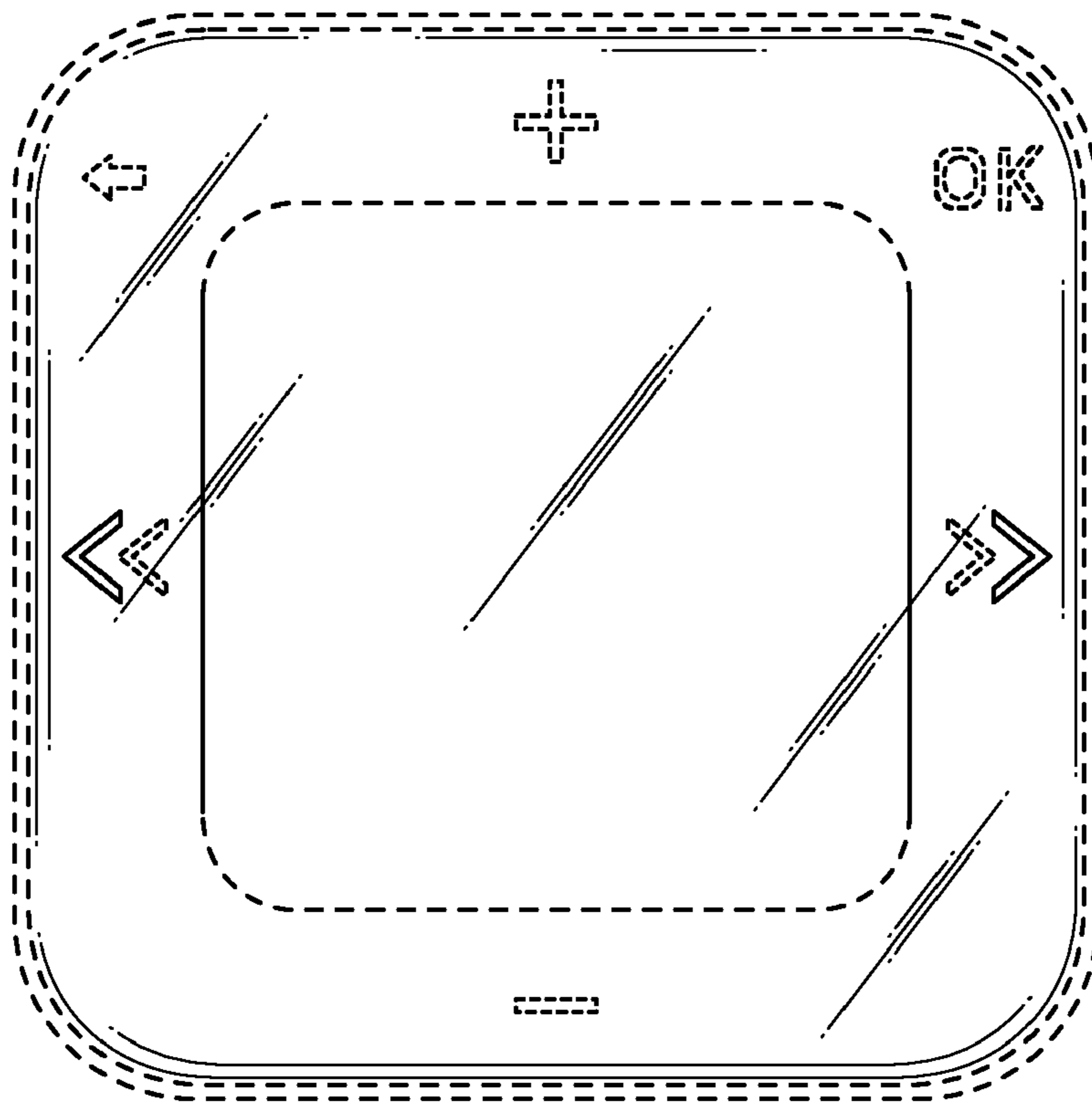


FIG. 2



FIG. 3