



US00D638804S

(12) **United States Design Patent**
Giordanino et al.

(10) **Patent No.:** **US D638,804 S**
(45) **Date of Patent:** **** May 31, 2011**

(54) **SOCKETS FOR RELAYS**

(75) Inventors: **Piero Giordanino**, Almese (IT); **Valter Morra**, Almese (IT)

(73) Assignee: **Finder S.p.A.**, Nichelino (Torino) (IT)

(**) Term: **14 Years**

(21) Appl. No.: **29/378,136**

(22) Filed: **Oct. 29, 2010**

D238,366	S	1/1976	Fujita et al.
4,854,897	A	8/1989	Grobbel
D334,937	S	4/1993	Kerr et al.
5,848,917	A	12/1998	Bechaz et al.
D456,772	S	5/2002	Grant et al.
D457,500	S	5/2002	Blashewski et al.
D471,158	S	3/2003	Mori et al.
D471,866	S	3/2003	Yano et al.
D472,878	S	4/2003	Kitamura
D606,493	S	12/2009	Yuan
2002/0132504	A1	9/2002	Mori et al.
2002/0142643	A1	10/2002	Quinn et al.
2002/0168903	A1	11/2002	Habedank et al.
2007/0093121	A1	4/2007	Helmreich

Related U.S. Application Data

(62) Division of application No. 29/326,203, filed on Oct. 14, 2008.

Primary Examiner — Thomas J Johannes

(74) *Attorney, Agent, or Firm* — Sughrue Mion, PLLC

(30) **Foreign Application Priority Data**

Apr. 14, 2008	(EM)	000915822-0001
Apr. 14, 2008	(EM)	000915822-0002
Apr. 14, 2008	(EM)	000915822-0003
Apr. 14, 2008	(EM)	000915822-0004

(57) **CLAIM**

The ornamental designs for socket for relays, as shown and described.

(51) **LOC (9) Cl.** **13-03**

(52) **U.S. Cl.** **D13/159**

(58) **Field of Classification Search** D13/146,
D13/147, 151, 159, 184, 199; 439/709, 715,
439/716, 717, 157; 361/823

See application file for complete search history.

DESCRIPTION

FIG. 1 is a perspective view of the top, front and left side of a socket for relays showing our new design;
FIG. 2 is a top plan view thereof;
FIG. 3 is a bottom plan view thereof;
FIG. 4 is a front elevation view thereof;
FIG. 5 is a back elevation view thereof;
FIG. 6 is a right side elevation view thereof; and,
FIG. 7 is a left side elevation view thereof.

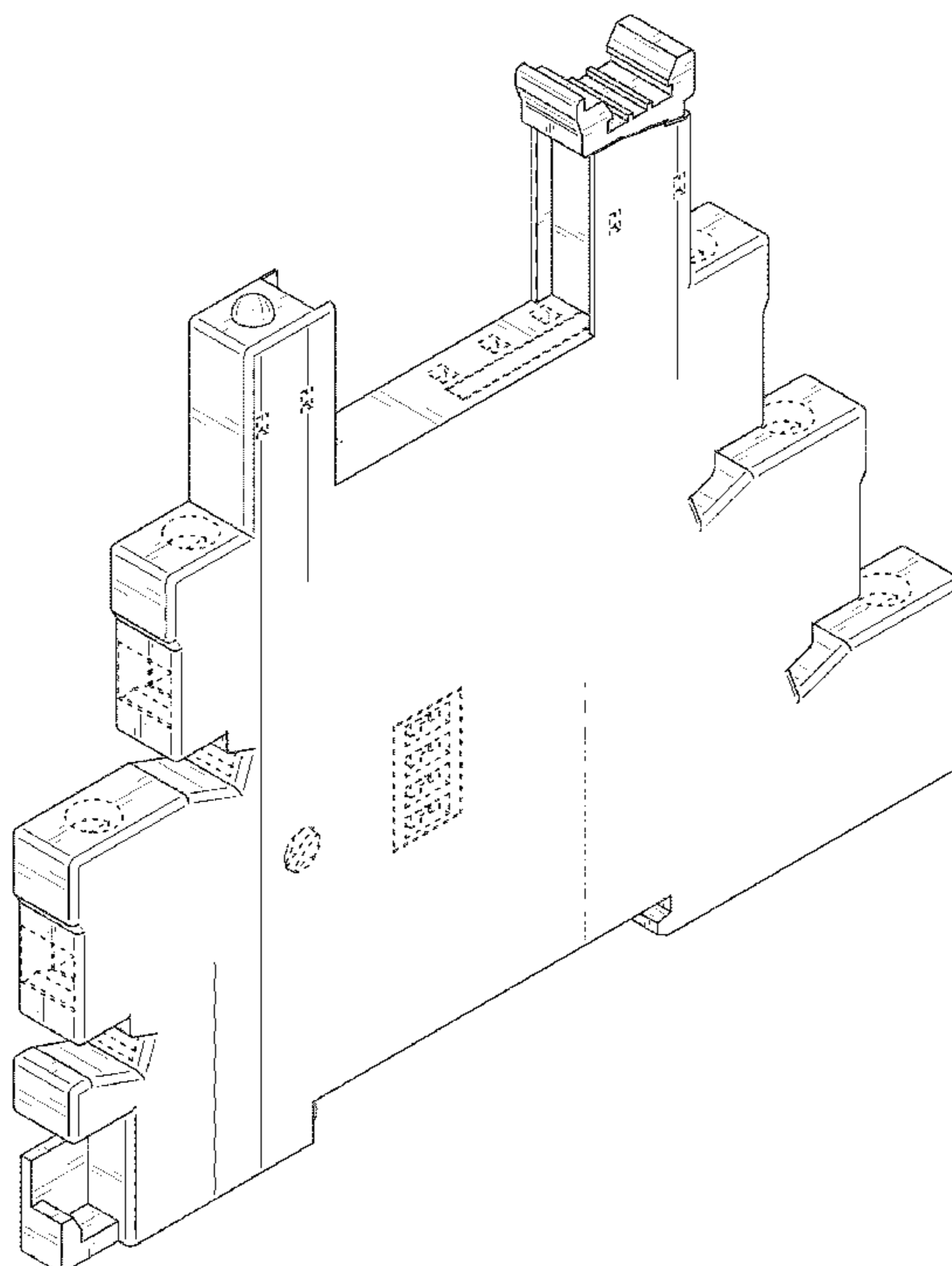
The broken line portion of the figure drawings is included to show unclaimed subject matter only and forms no part of the claimed design.

(56) **References Cited**

U.S. PATENT DOCUMENTS

D222,470	S	10/1971	Fujita et al.
3,643,210	A	2/1972	Fujita
D223,493	S	4/1972	Fujita et al.

1 Claim, 5 Drawing Sheets



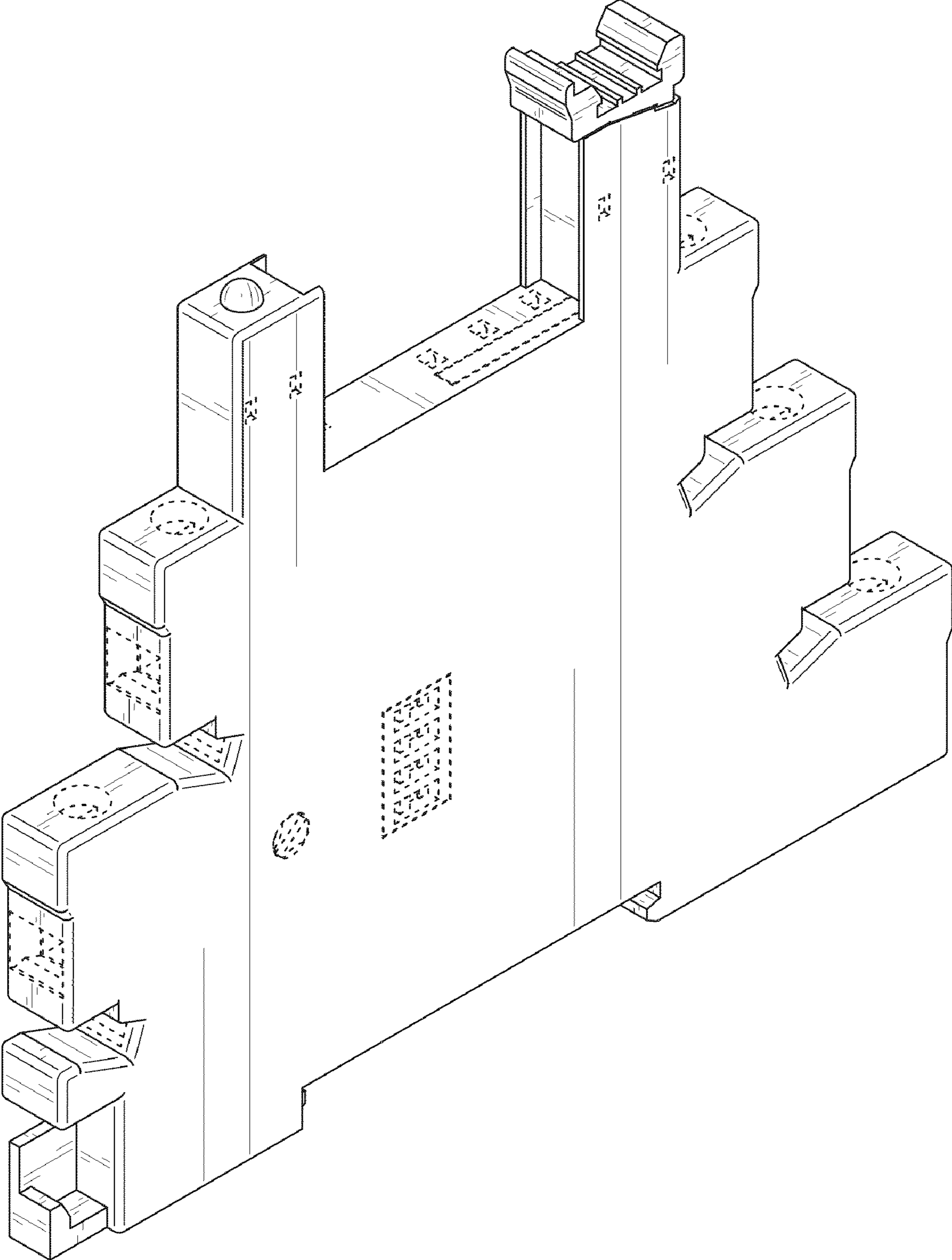


FIG. 1



FIG. 2



FIG. 3

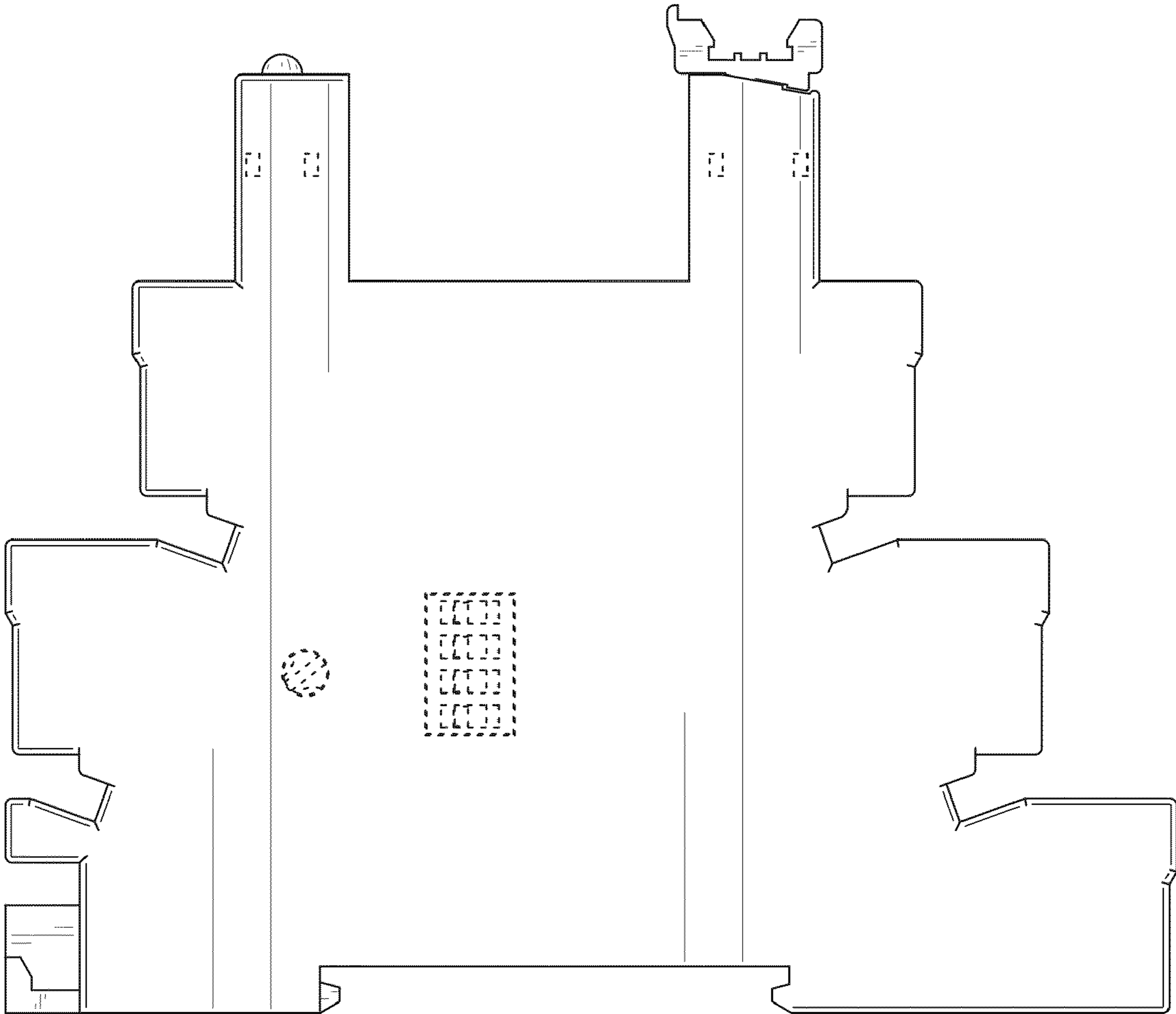


FIG. 4

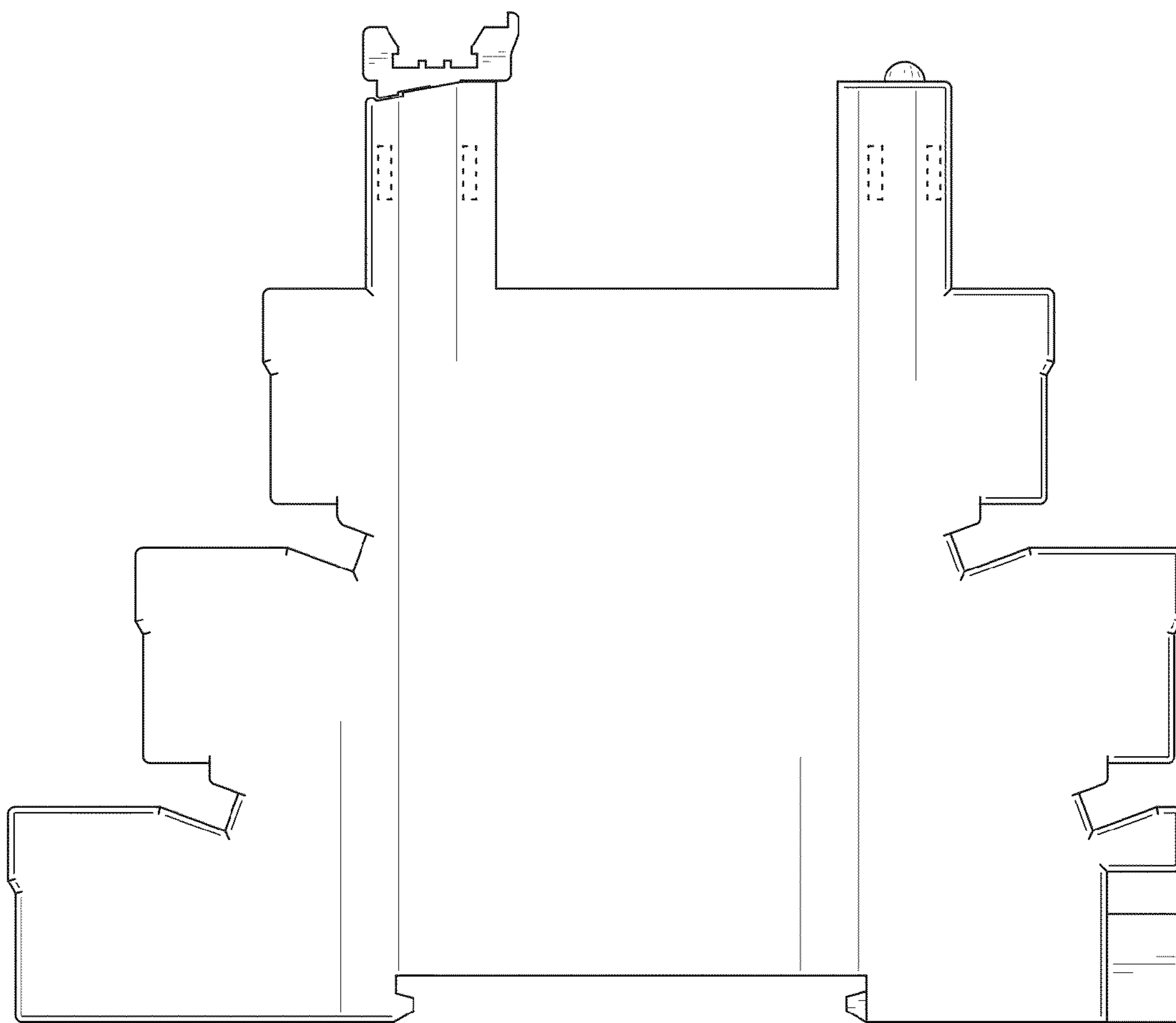


FIG. 5

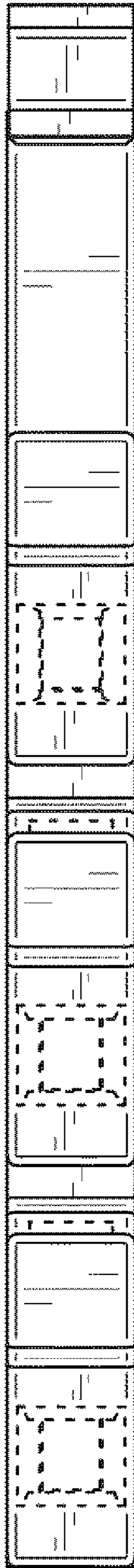


FIG. 6

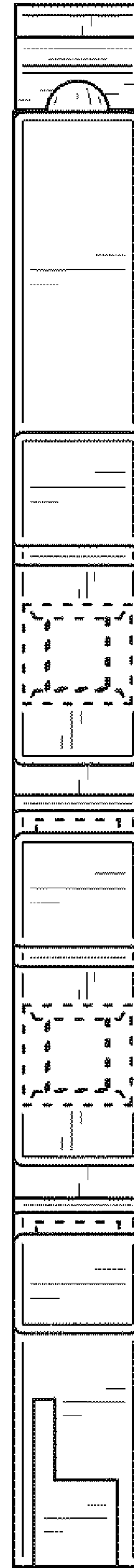


FIG. 7