



US00D638784S

(12) **United States Design Patent**
Scheifele

(10) **Patent No.:** **US D638,784 S**

(45) **Date of Patent:** **** May 31, 2011**

(54) **TIRE SIDEWALL**

(75) Inventor: **Kevin E. Scheifele**, Atwater, OH (US)

(73) Assignee: **Bridgestone Americas Tire Operations, LLC**, Nashville, TN (US)

(**) Term: **14 Years**

(21) Appl. No.: **29/378,733**

(22) Filed: **Nov. 9, 2010**

(51) **LOC (9) Cl.** **12-15**

(52) **U.S. Cl.** **D12/605**

(58) **Field of Classification Search** D12/500–501,
D12/544, 579, 600–605; 152/523–524, DIG. 12,
152/555; D7/588, 396.4–396.5

See application file for complete search history.

(56) **References Cited**

U.S. PATENT DOCUMENTS

D385,834 S	11/1997	Ratliff, Jr.	
D412,746 S	8/1999	Pasini	
D500,013 S	12/2004	Maxwell et al.	
D540,250 S	4/2007	Shondel	
D540,740 S *	4/2007	Maxwell et al.	D12/605
D543,933 S	6/2007	Shondel	
D549,168 S	8/2007	Shondel et al.	
D550,149 S	9/2007	Shondel	
D557,202 S	12/2007	Shondel	
D567,169 S *	4/2008	Maxwell et al.	D12/605

D569,338 S	5/2008	Shondel	
D574,320 S	8/2008	Dixon	
D581,354 S *	11/2008	Harvey	D12/605
D585,017 S	1/2009	Shondel	
D593,487 S *	6/2009	Takahashi	D12/605
D606,488 S	12/2009	Scheifele	
D606,933 S *	12/2009	Palma et al.	D12/605
D608,275 S	1/2010	Maxwell	
D610,978 S *	3/2010	Harvey et al.	D12/605
D610,981 S *	3/2010	Shondel	D12/605
D614,123 S *	4/2010	Harvey	D12/605

* cited by examiner

Primary Examiner — Stacia Cadmus

(57) **CLAIM**

The ornamental design for a tire sidewall, as shown and described.

DESCRIPTION

FIG. 1 is a side elevational view of a tire sidewall showing my new design;

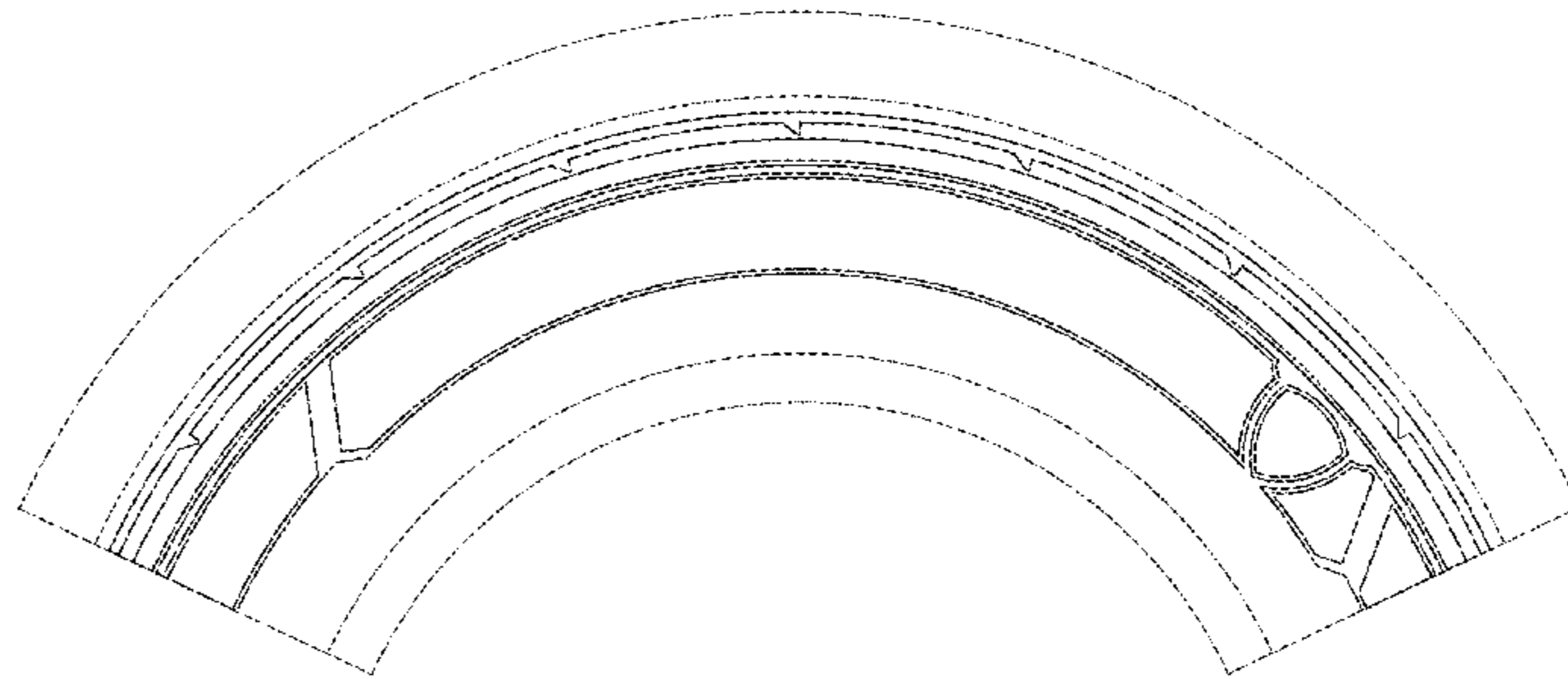
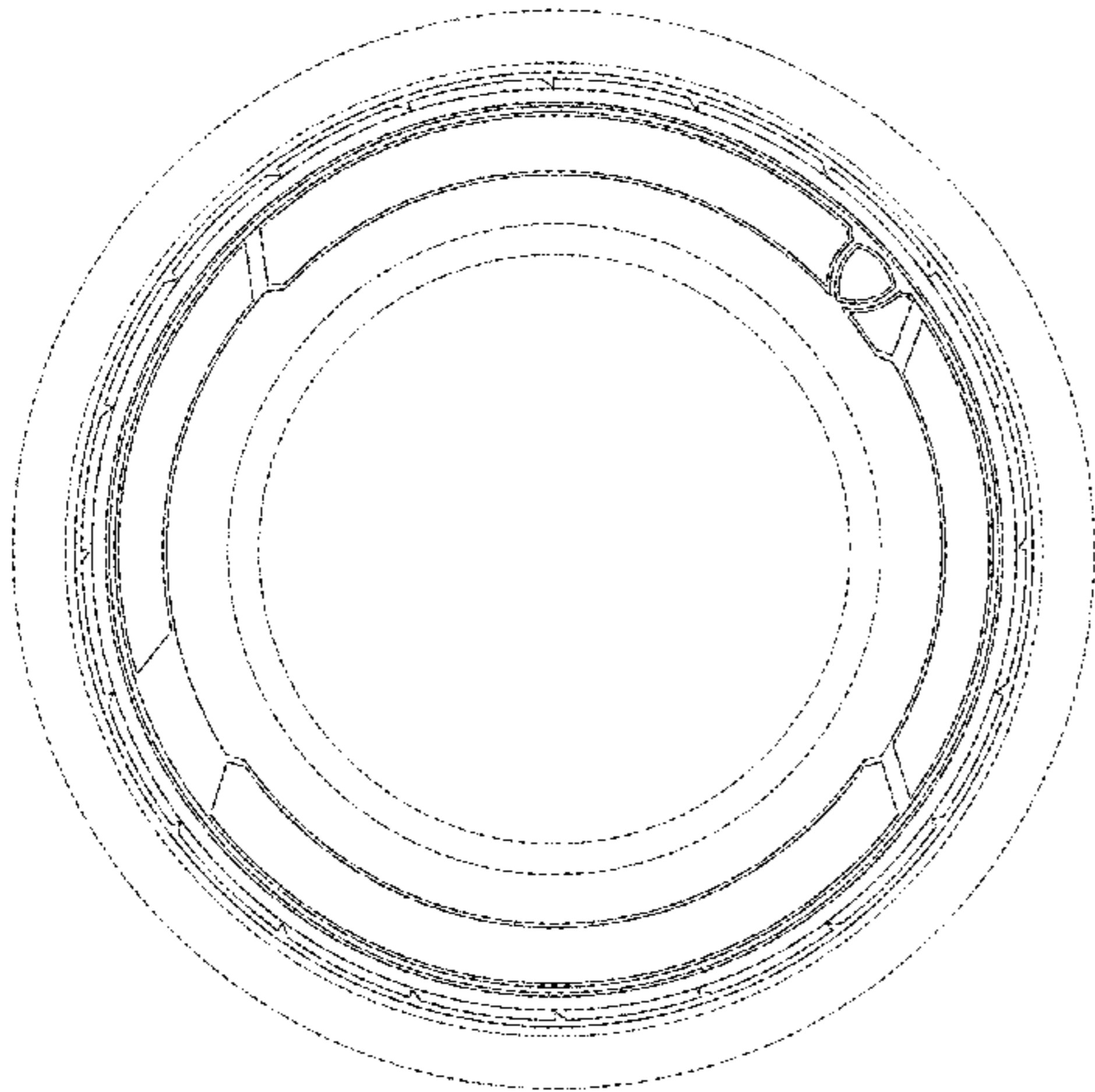
FIG. 2 is an enlarged fragmentary view of the upper quadrant of FIG. 1;

FIG. 3 is an enlarged fragmentary view of the lower quadrant of FIG. 1; and,

FIG. 4 is a perspective view thereof.

The broken lines defining the tire tread and inner bead represent unclaimed environmental subject matter; the broken lines immediately adjacent the solid line showing of the tire sidewall represent the boundaries of the claimed design but form no part thereof.

1 Claim, 4 Drawing Sheets



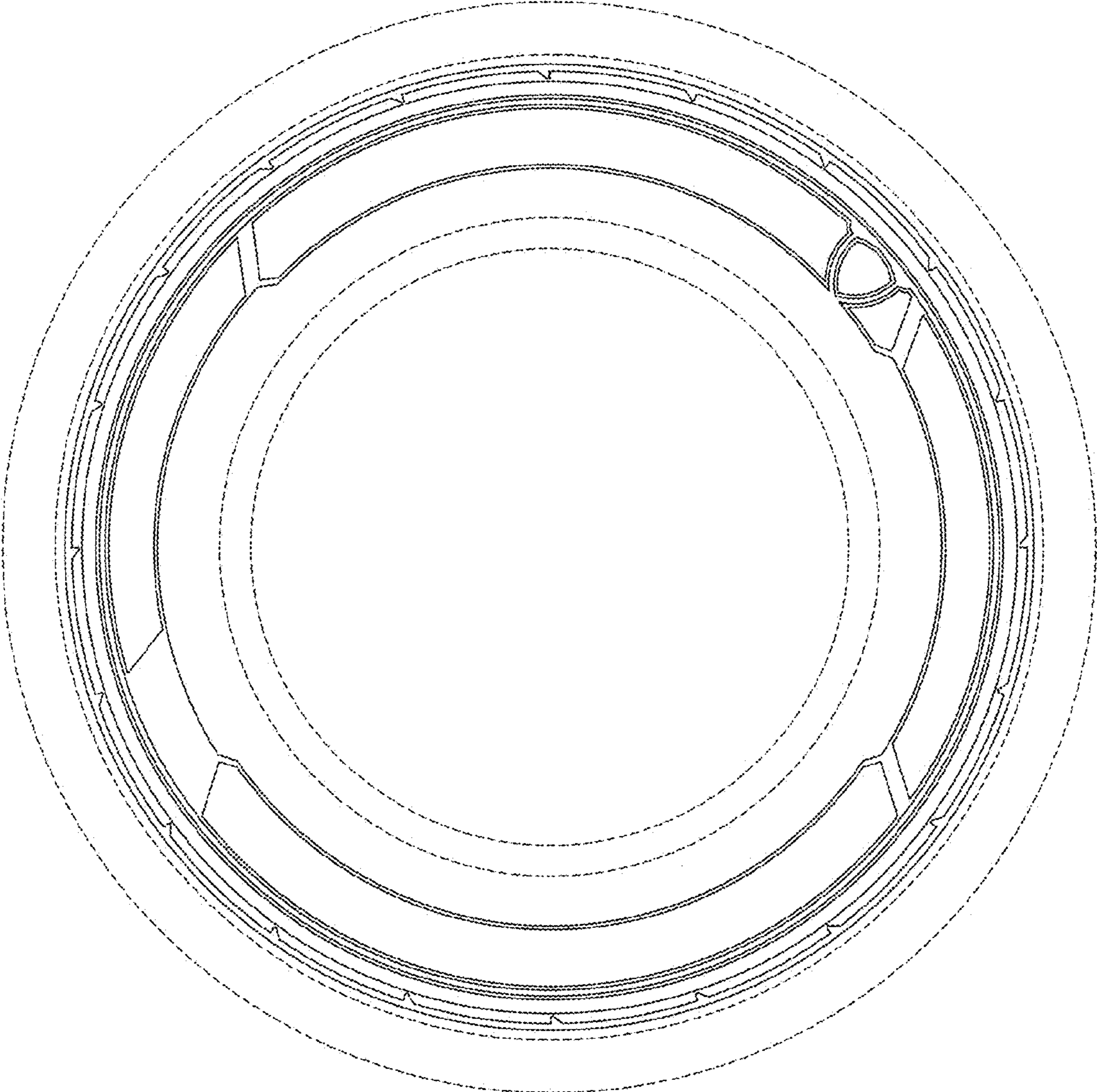


FIG-1




FIG-2




FIG-3




FIG-4