



US00D638760S

(12) **United States Design Patent**  
**Okada**

(10) **Patent No.:** **US D638,760 S**

(45) **Date of Patent:** **\*\* May 31, 2011**

(54) **REAR BUMPER FOR AN AUTOMOBILE**

(75) Inventor: **Yoshihiro Okada**, Atsugi (JP)

(73) Assignee: **Nissan Motor Co., Ltd.**, Yokohama (JP)

(\*\*) Term: **14 Years**

(21) Appl. No.: **29/379,792**

(22) Filed: **Nov. 24, 2010**

(30) **Foreign Application Priority Data**

May 28, 2010 (JP) ..... 2010-013272

(51) **LOC (9) Cl.** ..... **12-16**

(52) **U.S. Cl.** ..... **D12/169**

(58) **Field of Classification Search** ..... D12/169,  
D12/196, 171, 216, 163, 86, 90-92; 293/102,  
293/113, 115, 117, 120; 296/180.1, 180.2  
See application file for complete search history.

(56) **References Cited**

**U.S. PATENT DOCUMENTS**

D570,751 S *	6/2008	Choi	.....	D12/169
D584,200 S *	1/2009	Leclercq	.....	D12/169
D591,211 S *	4/2009	Hayashi et al.	.....	D12/169
D620,850 S *	8/2010	Sakae et al.	.....	D12/169
D627,277 S *	11/2010	Cogswell	.....	D12/169

**FOREIGN PATENT DOCUMENTS**

JP 1289627 S 11/2006

**OTHER PUBLICATIONS**

Nissan GT-R (2008), NetCarShow, <http://www.netcarshow.com/nissan/2008-gt-r/03.htm>, available after Oct. 24, 2007, 6 pages.

\* cited by examiner

*Primary Examiner* — Melody N Brown

(74) *Attorney, Agent, or Firm* — Global IP Counselors, LLP

(57) **CLAIM**

The ornamental design for a rear bumper for an automobile, as shown and described.

**DESCRIPTION**

FIG. 1 is a top, front and right side perspective view of a rear bumper for an automobile showing my new design; FIG. 2 is a bottom, front and left side perspective view thereof;

FIG. 3 is a front elevational view thereof;

FIG. 4 is a rear elevational view thereof;

FIG. 5 is a left side elevational view thereof;

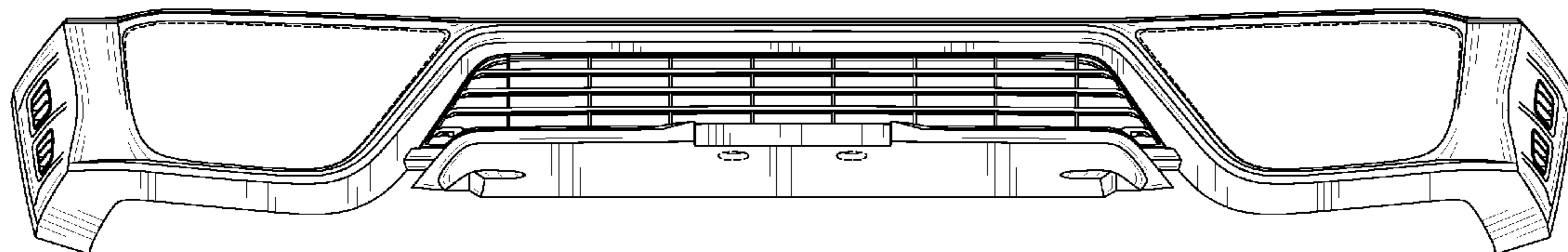
FIG. 6 is a right side elevational view thereof; and

FIG. 7 is a top plan view thereof; and,

FIG. 8 is a bottom plan view thereof.

The broken line showing of the rear bumper for an automobile is for purpose of illustrating environmental structure and forms no part of the claimed design.

**1 Claim, 7 Drawing Sheets**



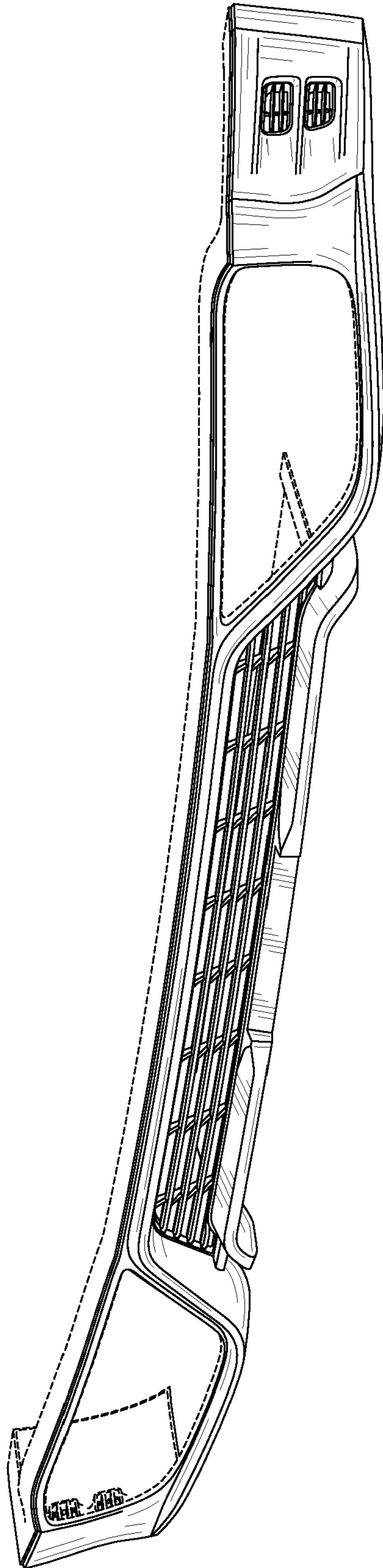


FIG. 1

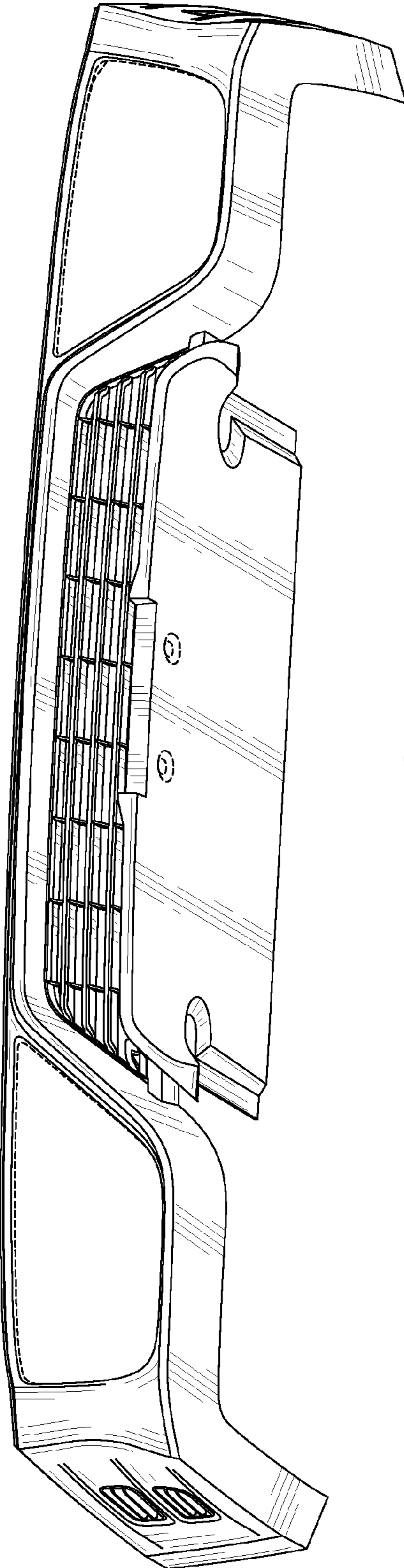


FIG. 2

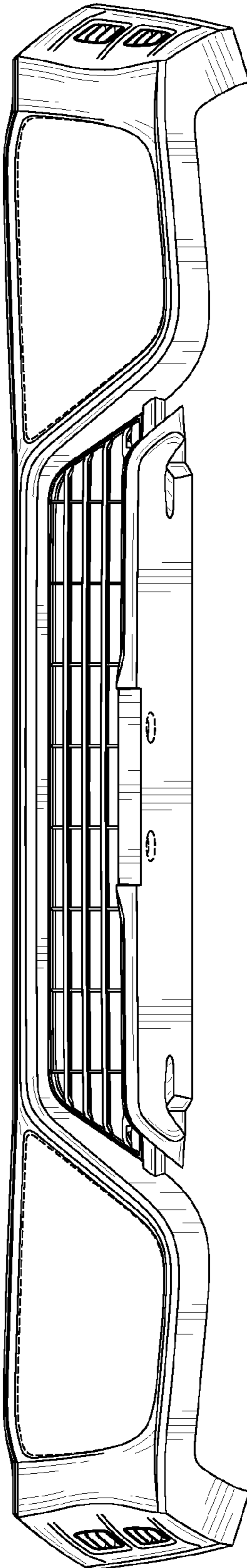


FIG. 3

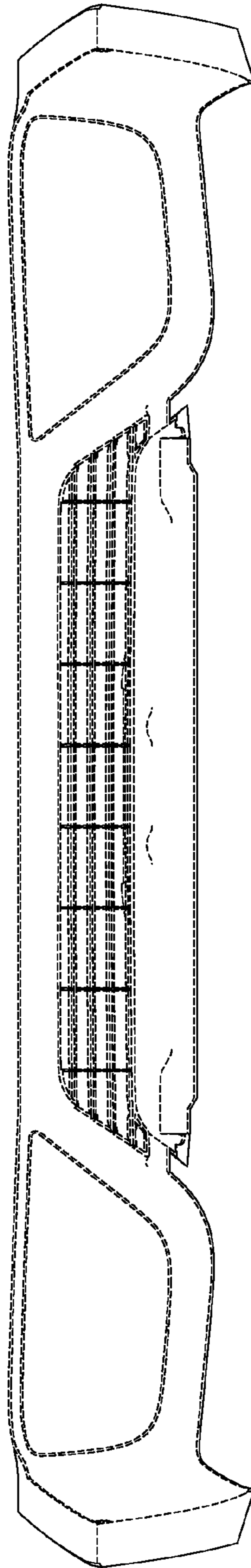
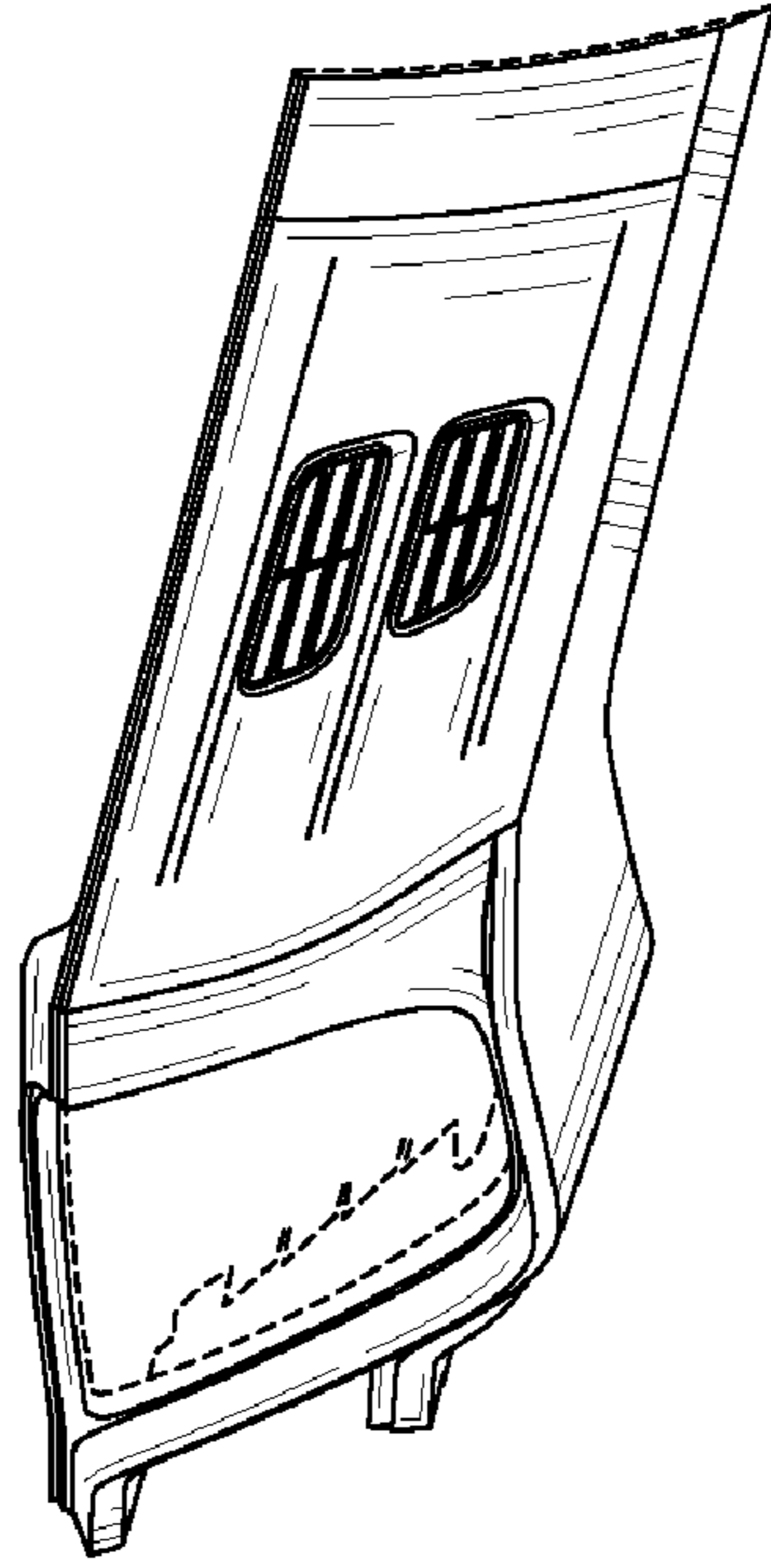
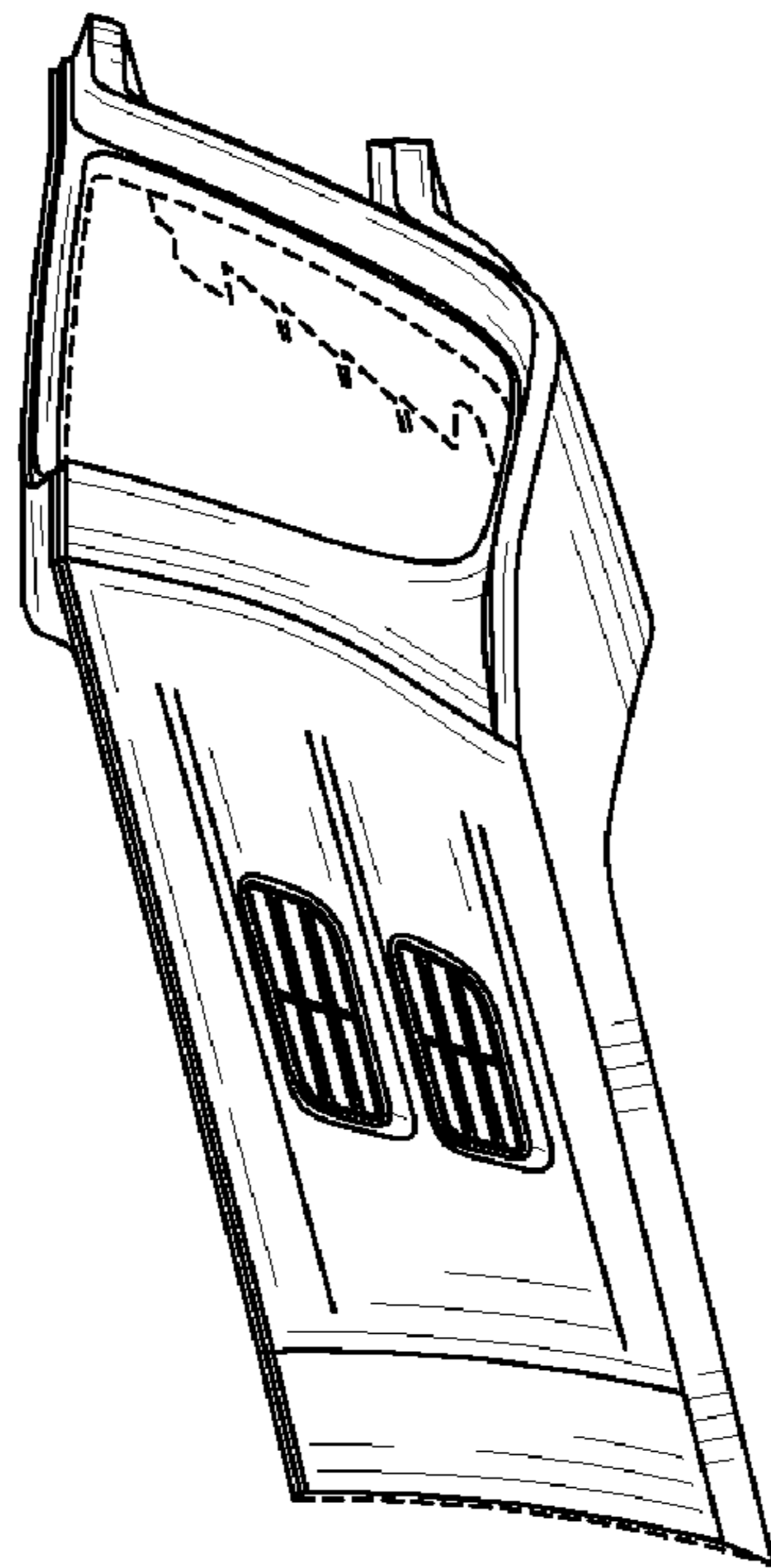


FIG. 4



**FIG. 6**



**FIG. 5**



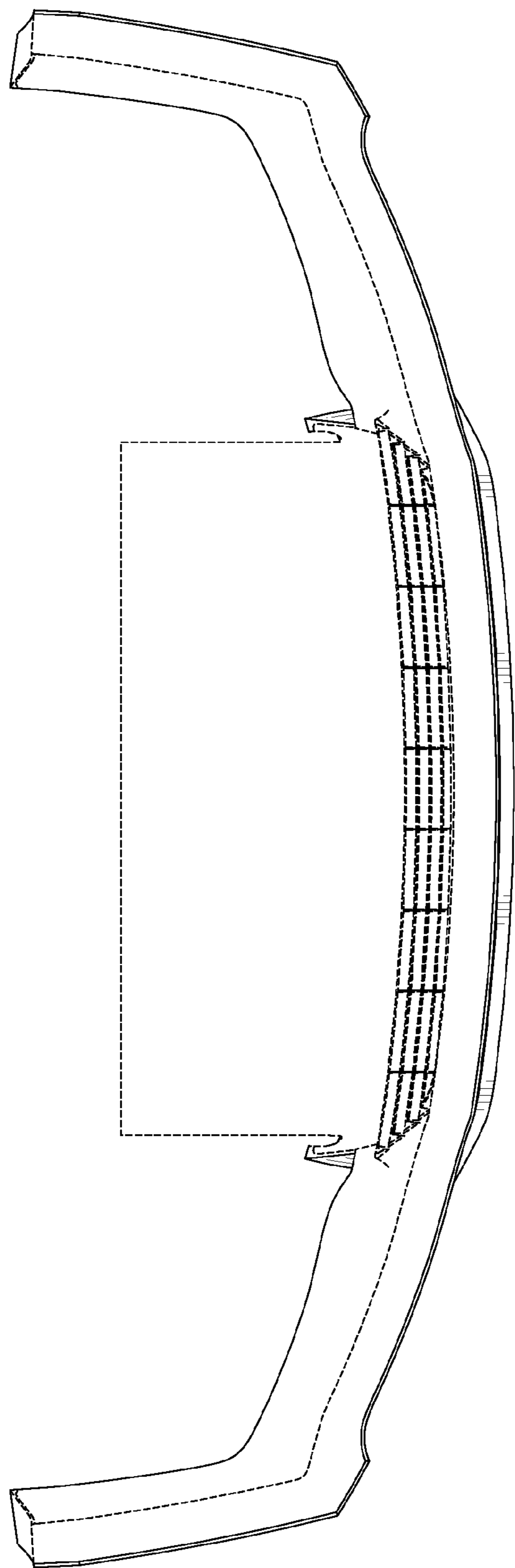


FIG. 7

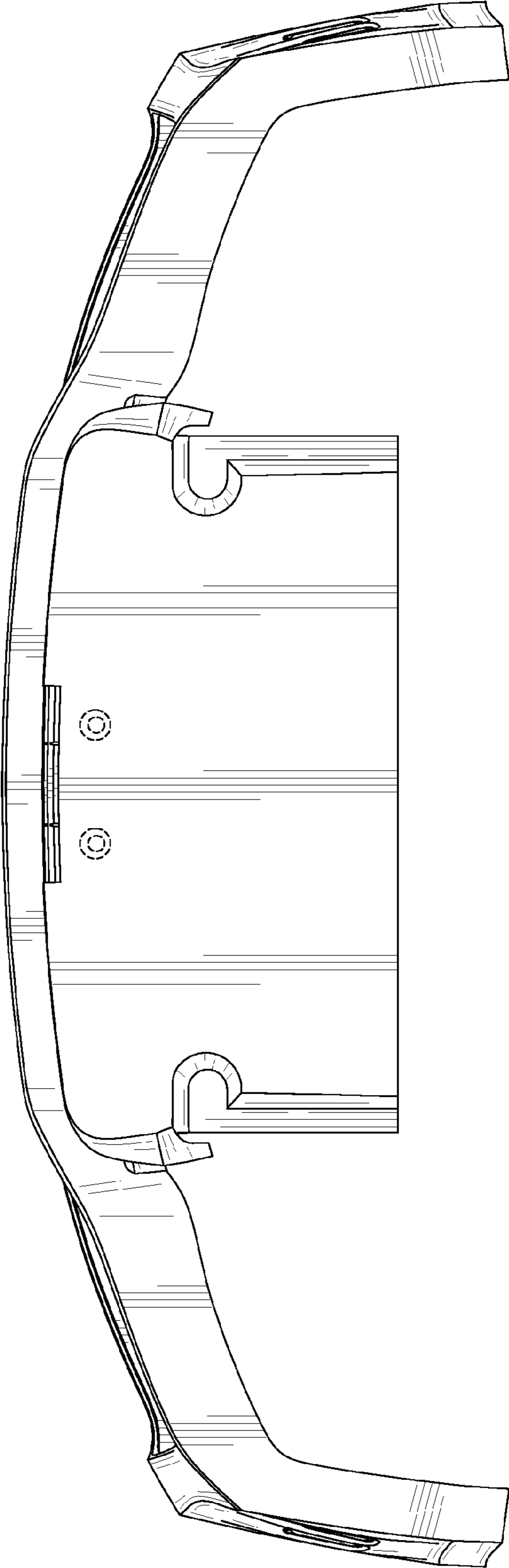


FIG. 8