



US00D638752S

(12) **United States Design Patent**
Date et al.

(10) **Patent No.:** **US D638,752 S**
(45) **Date of Patent:** **** *May 31, 2011**

(54) **AUTOMOBILE**

(75) Inventors: **Masayasu Date**, Shizuoka-ken (JP);
Akinao Takagi, Shizuoka-ken (JP);
Kimitoshi Sato, Shizuoka-ken (JP);
Okito Takayama, Shizuoka-ken (JP)

(73) Assignee: **Suzuki Motor Corporation**,
Shizuoka-ken (JP)

(**) Term: **14 Years**

(21) Appl. No.: **29/347,922**

(22) Filed: **Aug. 4, 2010**

(30) **Foreign Application Priority Data**

Feb. 9, 2010 (JP) 2010-002905

(51) **LOC (9) Cl.** **12-08**

(52) **U.S. Cl.** **D12/91**

(58) **Field of Classification Search** D12/86,
D12/90-92, 88; D21/424, 433, 434; 296/181.1,
296/181.5

See application file for complete search history.

(56) **References Cited**

U.S. PATENT DOCUMENTS

D584,659 S * 1/2009 Motozaki et al. D12/91
D588,047 S * 3/2009 Kulla D12/91

D588,048 S * 3/2009 Wang et al. D12/91
D589,401 S * 3/2009 Yokoi et al. D12/91
D597,445 S * 8/2009 Hong D12/91
D605,559 S * 12/2009 Iwasaki et al. D12/91
D619,500 S * 7/2010 Hsu et al. D12/91

FOREIGN PATENT DOCUMENTS

JP D1278103 6/2006

* cited by examiner

Primary Examiner — Melody N Brown

(74) *Attorney, Agent, or Firm* — Jacobson Holman PLLC

(57) **CLAIM**

The ornamental design for an automobile, as shown and described.

DESCRIPTION

FIG. 1 is a front perspective view showing our new design for an automobile,

FIG. 2 is a rear perspective view thereof,

FIG. 3 is a front view thereof,

FIG. 4 is a rear view thereof,


FIG. 5 is a top view thereof,

FIG. 6 is a left side view thereof; and,

FIG. 7 is a right side view thereof.

A bottom view is included to aid in an understanding of the other views. The bottom of the present invention does not form part of the claimed design.

1 Claim, 4 Drawing Sheets






FIG. 1




FIG. 2




FIG. 3

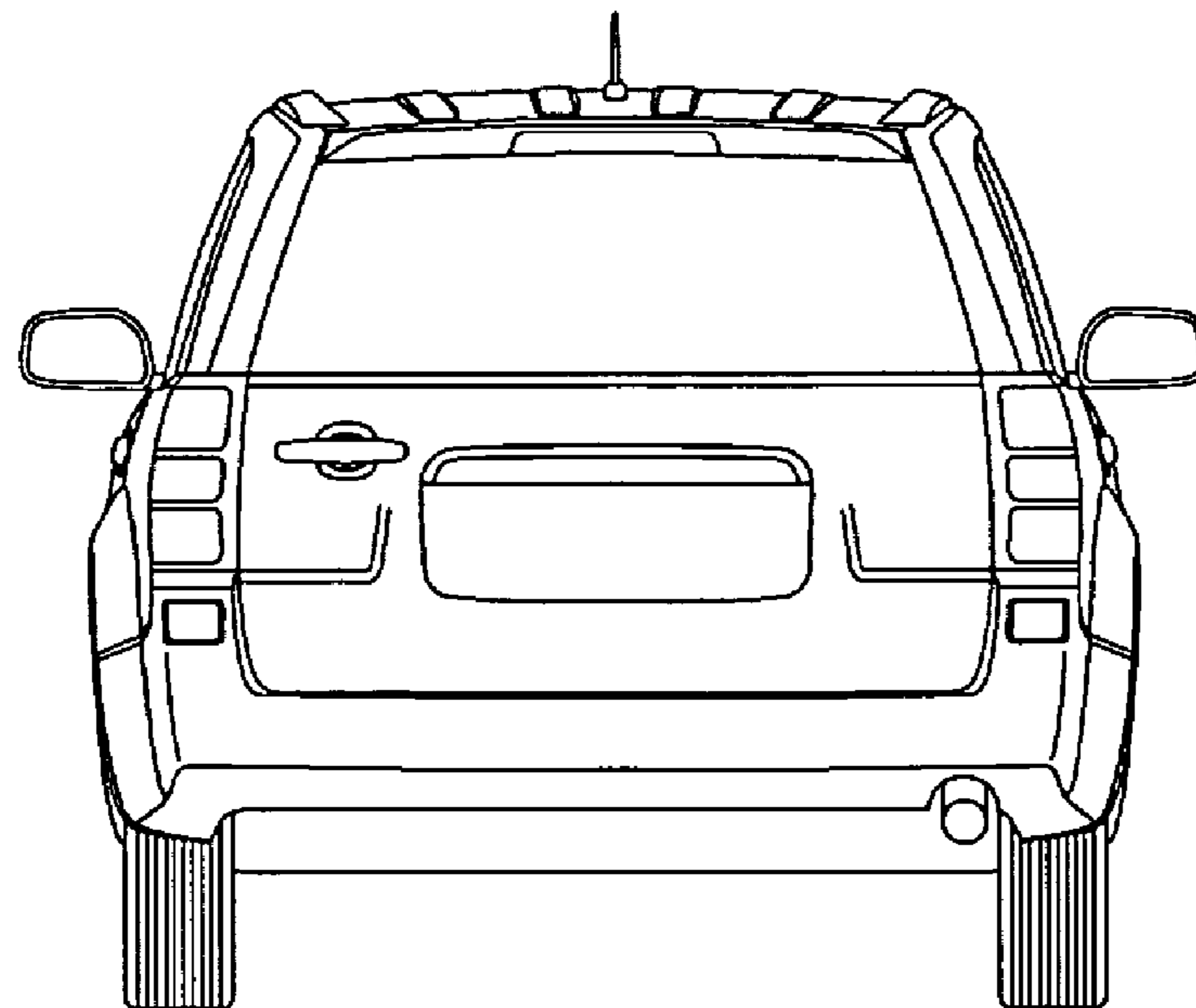


FIG. 4

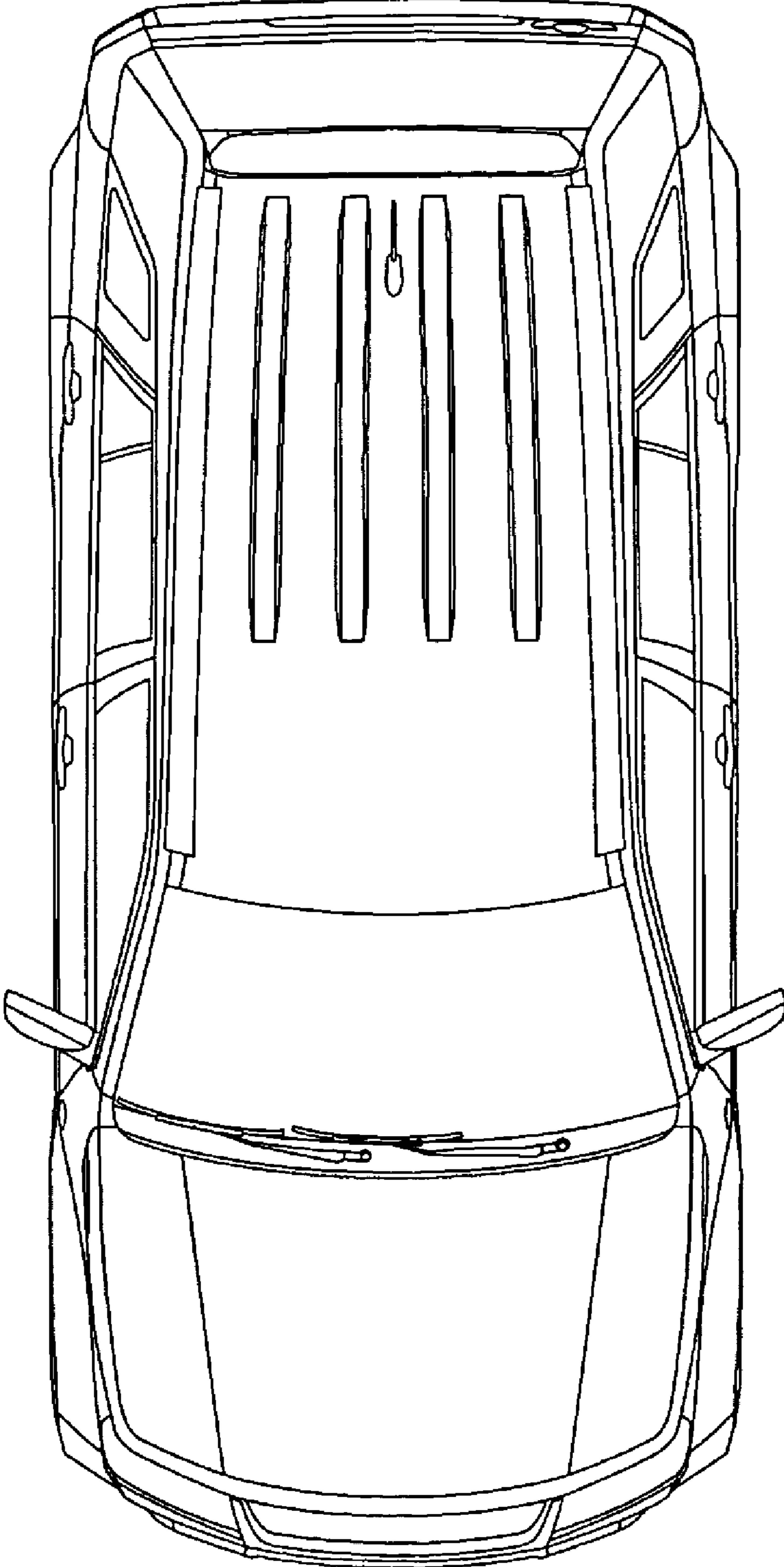


FIG. 5




FIG. 6

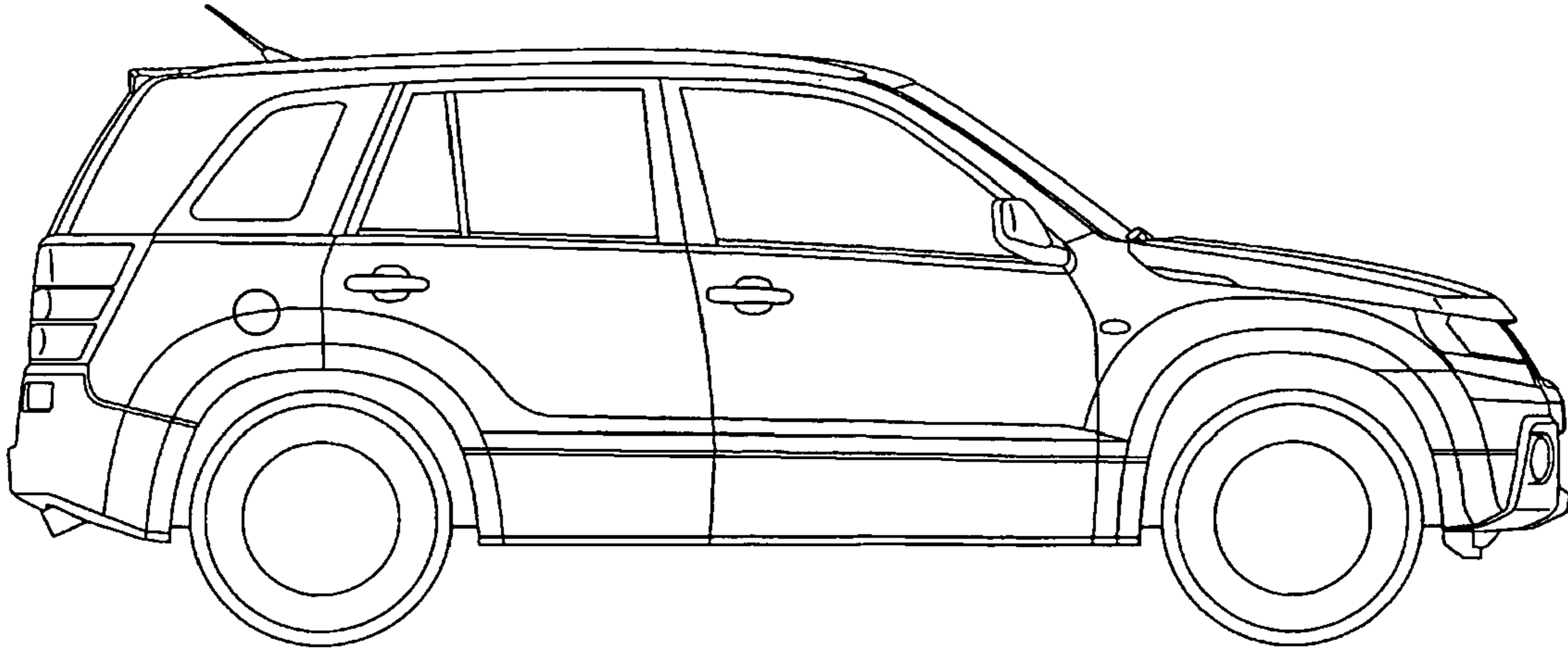


FIG. 7