



US00D638746S

(12) **United States Design Patent**
Walling

(10) **Patent No.:** **US D638,746 S**

(45) **Date of Patent:** **** May 31, 2011**

(54) **FLAG**

(76) **Inventor:** **Kyle Walling**, Fisherville, KY (US)

(**) **Term:** **14 Years**

(21) **Appl. No.:** **29/342,344**

(22) **Filed:** **Aug. 23, 2009**

(51) **LOC (9) Cl.** **11-05**

(52) **U.S. Cl.** **D11/172; D5/63; D5/64**

(58) **Field of Classification Search** D11/165–183;
D20/16, 17, 21, 28, 41–43; 40/218, 584,
40/604, 606.01, 606.15, 607.01, 607.03,
40/607.05; 116/173–175; 248/200, 218.4,
248/511, 514, 518–521, 534–539; D5/63,
D5/64; D6/592, 615, 616
See application file for complete search history.

(56) **References Cited**

U.S. PATENT DOCUMENTS

D2,599 S *	3/1867	Rogers	D11/166
D45,896 S *	6/1914	Smith	D11/184
D46,539 S *	10/1914	Munson	D11/175
D55,631 S *	7/1920	McMullan et al.	D10/109
D55,844 S *	7/1920	Clancy	D11/95
D57,192 S *	3/1921	Miller	D11/170
D65,563 S *	9/1924	Duffy	D11/166
D133,215 S *	7/1942	Papouleas et al.	D11/165
D137,550 S *	3/1944	Tobler	D5/64
D250,521 S *	12/1978	McCraney	D11/176

D277,109 S *	1/1985	Gordon	D20/11
4,796,553 A *	1/1989	Cogswell et al.	116/173
D311,155 S *	10/1990	Souza	D11/173
D346,828 S *	5/1994	Hagen	D20/22
D377,918 S *	2/1997	McGarvey	D11/176
D394,459 S *	5/1998	Horner	D20/42
D405,116 S *	2/1999	Anderson, II	D20/22
6,023,867 A *	2/2000	Gagne	40/491
D427,243 S *	6/2000	Luby et al.	D20/28
D456,148 S *	4/2002	Giombini	D5/58
D565,202 S *	3/2008	Hansen	D25/138
D567,295 S *	4/2008	Cameron	D20/28
D605,449 S *	12/2009	Solomon	D6/582

* cited by examiner

Primary Examiner — Karen Acker

(74) *Attorney, Agent, or Firm* — Middleton Reutlinger;
James E. Cole


(57) **CLAIM**

The ornamental design for a flag, as shown and described.

DESCRIPTION

FIG. 1 is a front view of a flag; and
FIG. 2 is a top view of the design of FIG. 1, where the bottom
view is a mirror image of the top view;
FIG. 3 is a first side view of the design of FIG. 1; and,
FIG. 4 is a second side view of the design of FIG. 1.
The broken lines showing environmental structure are for
illustrative purposes only and form no part of the claimed
design.

1 Claim, 4 Drawing Sheets



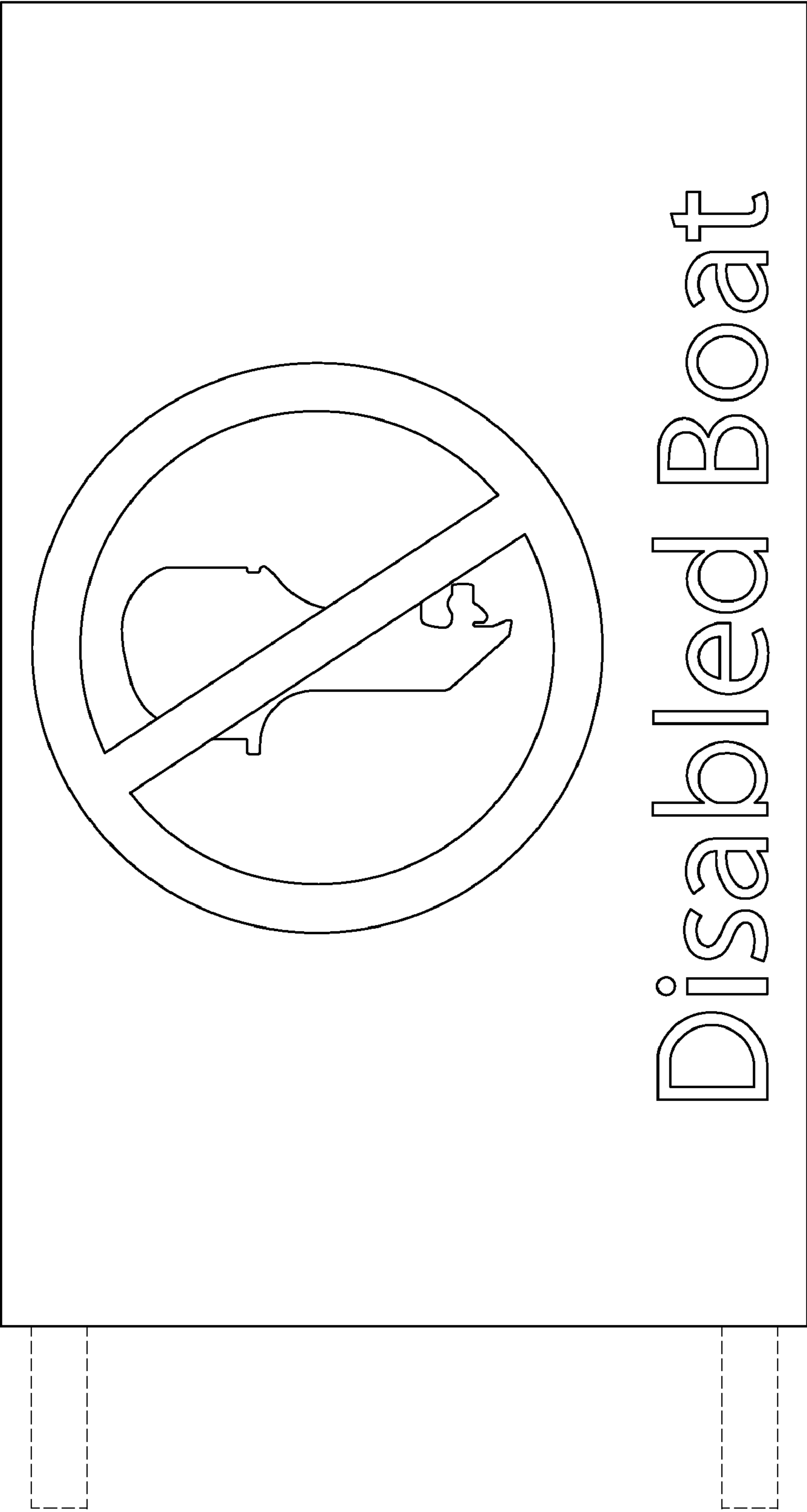


FIG. 1



FIG. 2




FIG. 3




FIG. 4