



US00D638745S

(12) **United States Design Patent**
Nelson et al.

(10) **Patent No.:** **US D638,745 S**
(45) **Date of Patent:** **** May 31, 2011**

- (54) **MAGNETIC BACK-UP FLAG**
- (76) Inventors: **Danny G. Nelson**, Benton, KY (US);
Susan M. Nelson, Benton, KY (US)
- (**) Term: **14 Years**
- (21) Appl. No.: **29/367,092**
- (22) Filed: **Aug. 3, 2010**
- (51) **LOC (9) Cl.** **11-05**
- (52) **U.S. Cl.** **D11/166**
- (58) **Field of Classification Search** D11/165–183;
D20/16, 17, 21, 28, 41–43; 40/218, 584,
40/604, 606.01, 606.15, 607.01, 607.03,
40/607.05; 116/173–175; 248/200, 218.4,
248/511, 514, 518–521, 534–539
See application file for complete search history.

5,558,352 A	9/1996	Mills	
5,862,773 A *	1/1999	Kaufman	116/173
5,970,619 A	10/1999	Wells	
D424,961 S *	5/2000	Dolfen	D10/109
D432,945 S *	10/2000	Icenhour	D11/166
6,341,794 B1	1/2002	Hunter	
6,712,378 B1	3/2004	Austin	
D550,289 S *	9/2007	Prokop	D20/41
D603,750 S *	11/2009	Flanagan et al.	D11/166
D620,822 S *	8/2010	Schmitz et al.	D10/109
2003/0178809 A1	9/2003	Anderson	
2010/0281791 A1 *	11/2010	Intagliata et al.	52/127.12

* cited by examiner

Primary Examiner — Karen Acker

(74) *Attorney, Agent, or Firm* — Dale J. Ream

(57) **CLAIM**

The ornamental design for a magnetic back-up flag, as shown and described.

DESCRIPTION

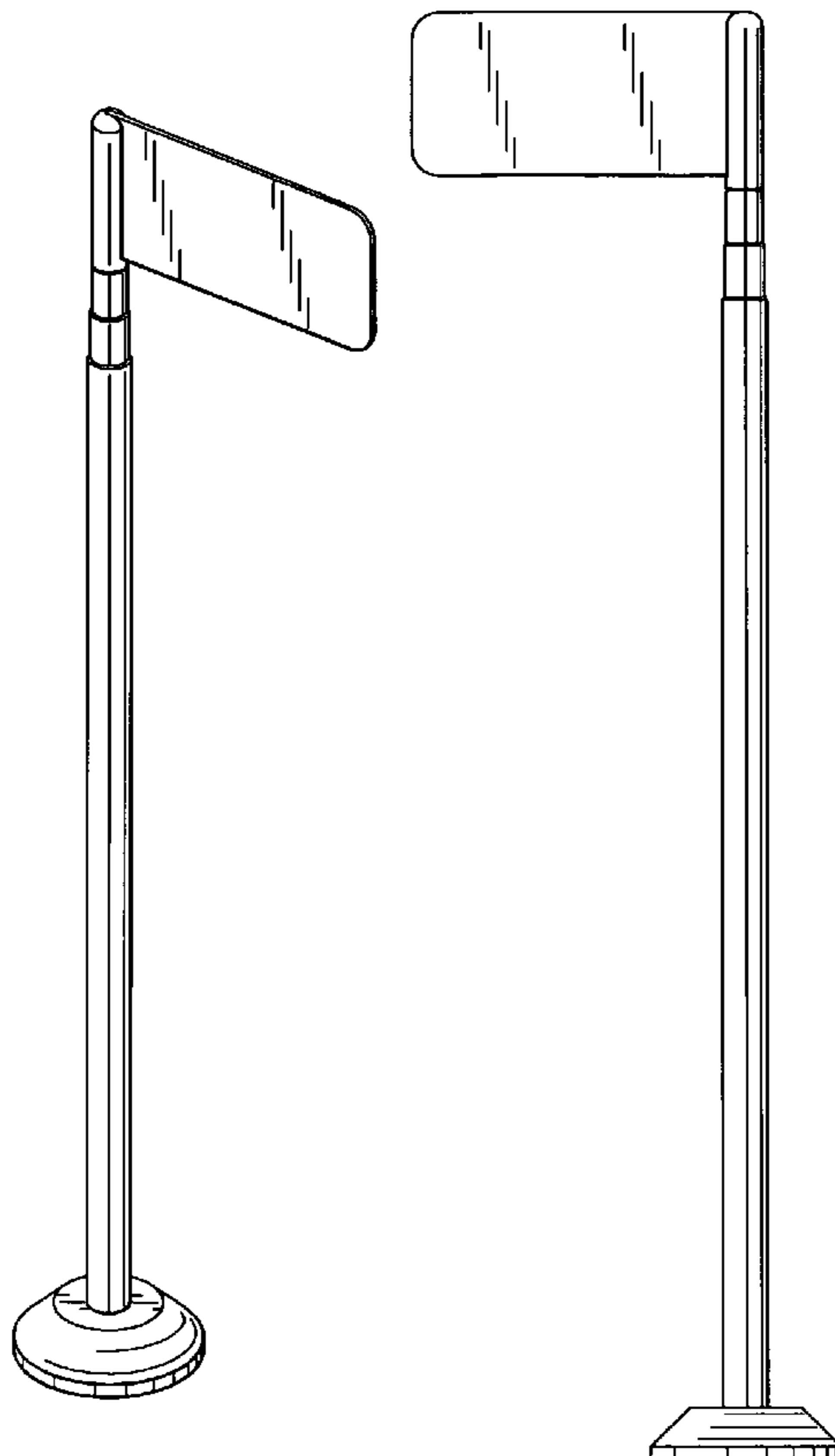
FIG. 1 is a perspective view of a magnetic back-up flag showing my new design;
 FIG. 2 is a front view thereof;
 FIG. 3 is a back view thereof;
 FIG. 4 is a left side view thereof;
 FIG. 5 is a right side view thereof;
 FIG. 6 is a top view thereof; and,
 FIG. 7 is a bottom view thereof.

1 Claim, 4 Drawing Sheets

(56) **References Cited**

U.S. PATENT DOCUMENTS

1,742,481 A *	1/1930	Miller	116/173
2,263,138 A *	11/1941	Olson	52/298
D185,907 S *	8/1959	Morris	D11/165
3,217,690 A *	11/1965	Mihalisin	116/173
3,691,663 A *	9/1972	Caven et al.	40/584
D249,782 S *	10/1978	Marcus	D10/109
D307,564 S	5/1990	Mabry	
4,949,525 A *	8/1990	Weaver	40/606.14
D360,229 S *	7/1995	Caulk	D20/41
D363,446 S *	10/1995	MacDonald	D10/109



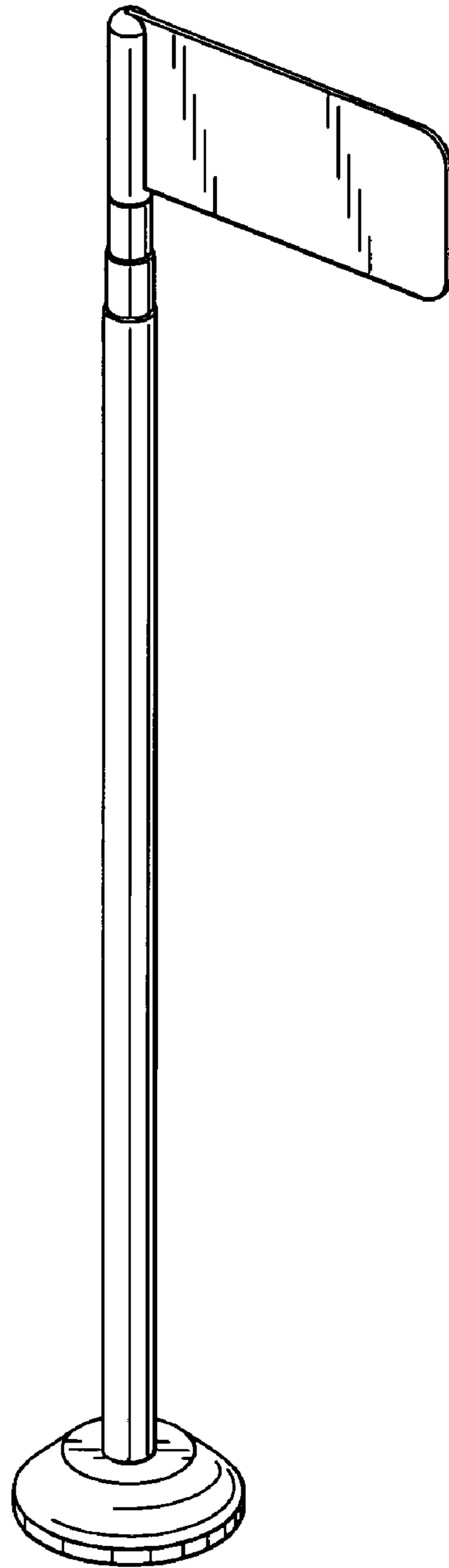


Fig. 1

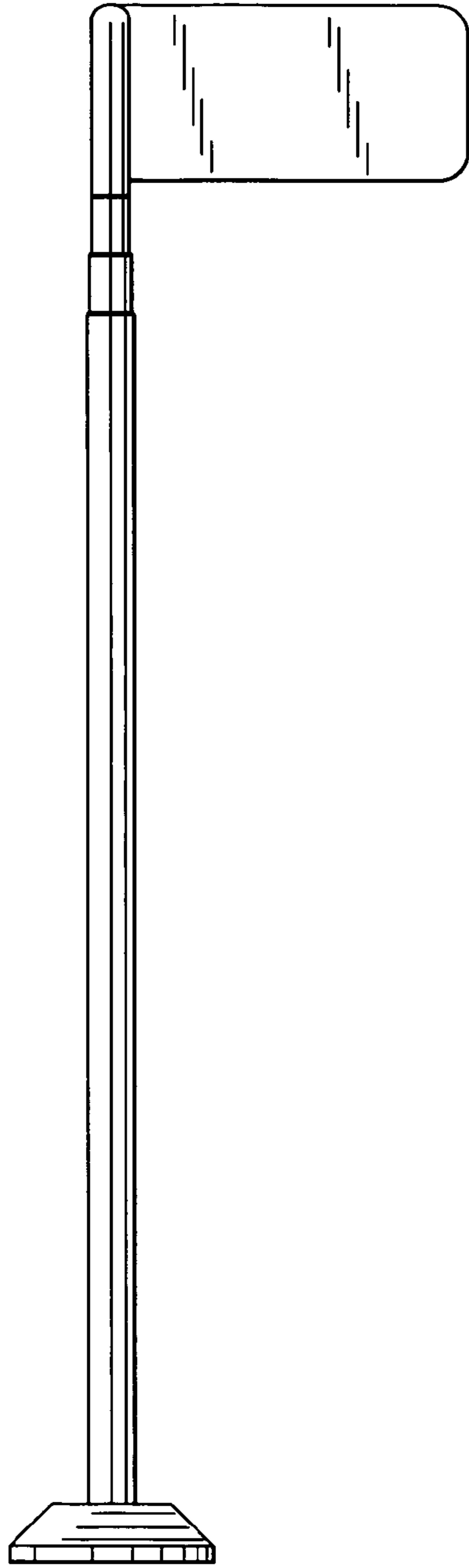


Fig. 2

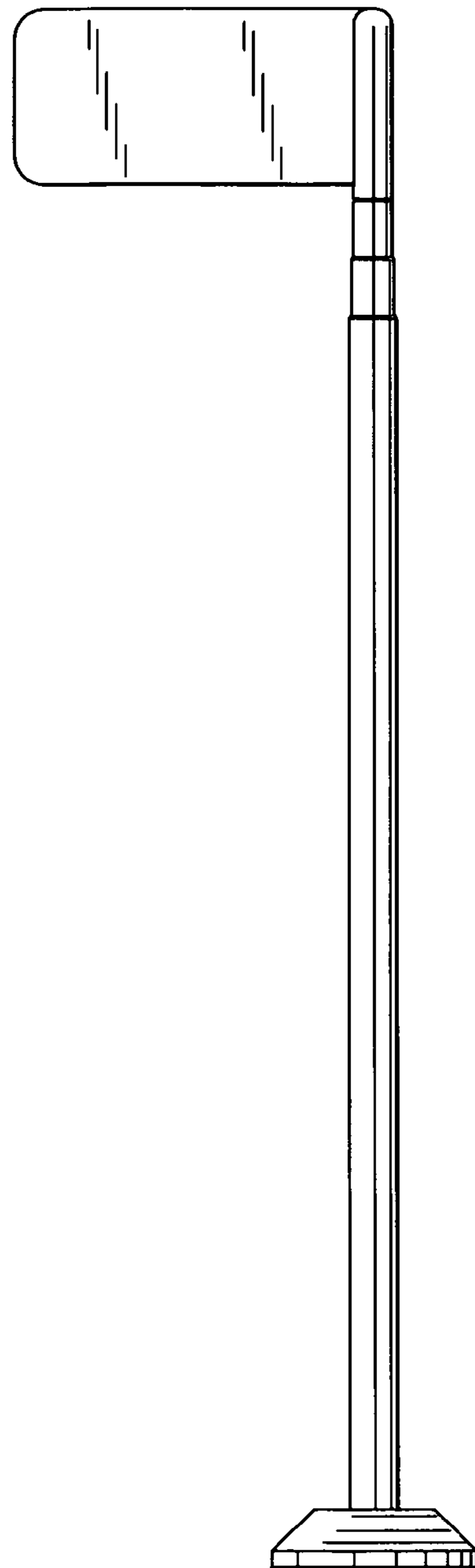


Fig. 3

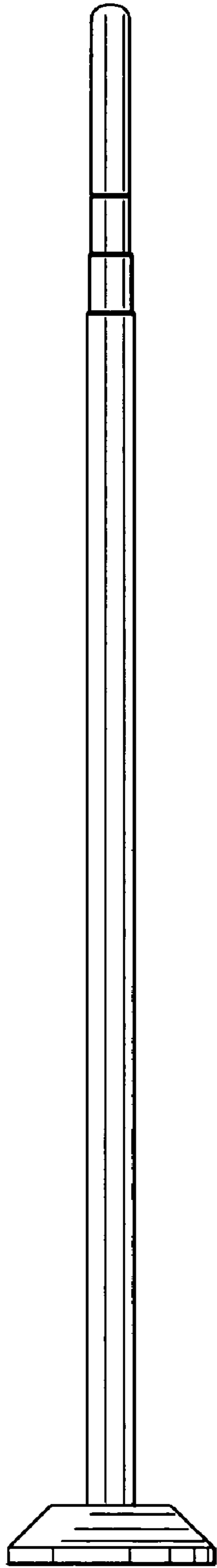


Fig. 4

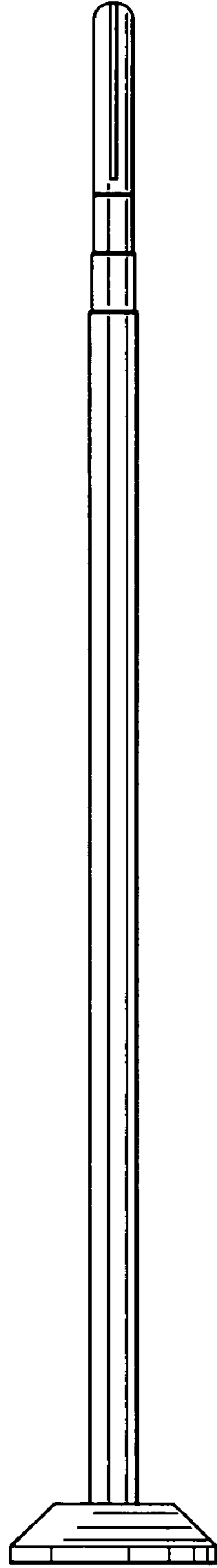


Fig. 5

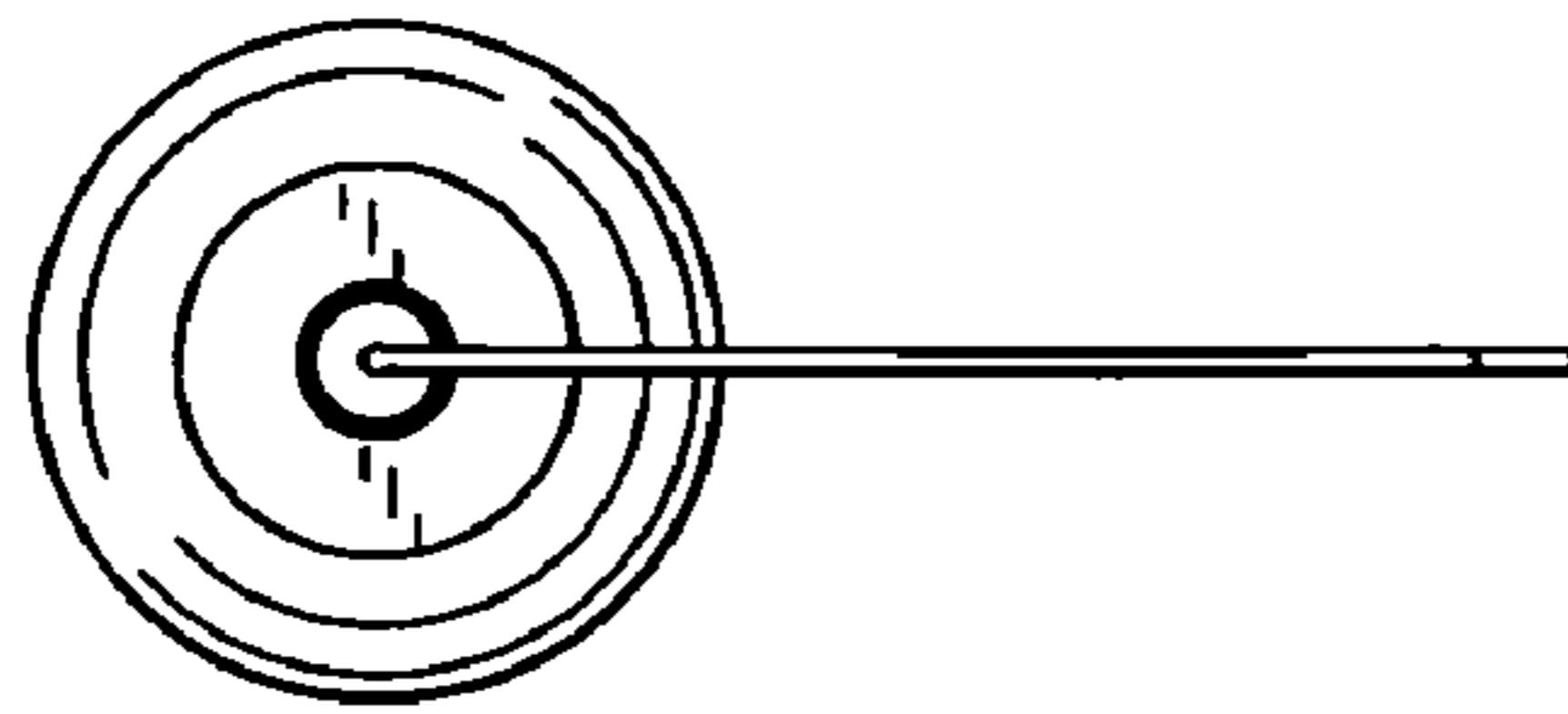


Fig. 6

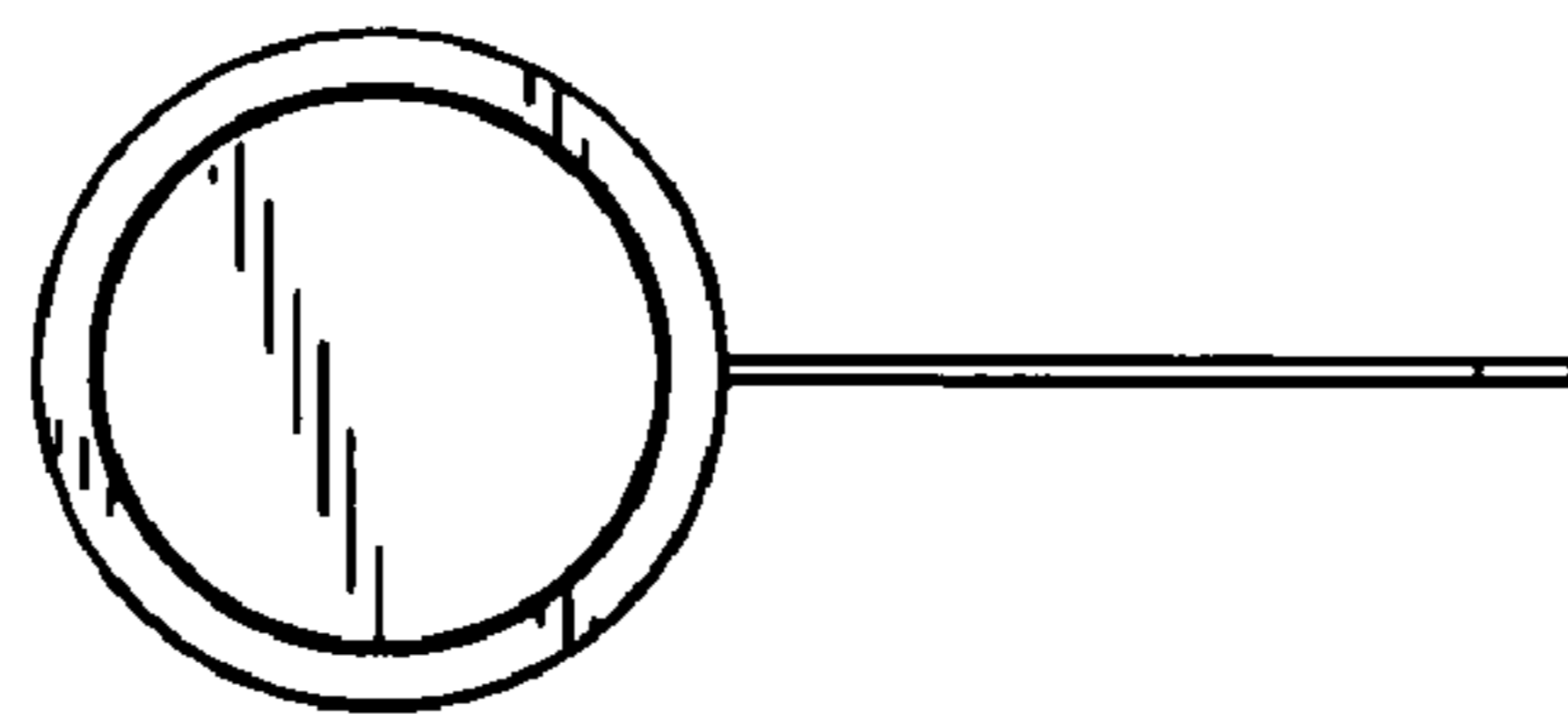


Fig. 7