



US00D638737S

(12) **United States Design Patent**
Parvex

(10) **Patent No.:** **US D638,737 S**

(45) **Date of Patent:** **** May 31, 2011**

(54) **RING**

(75) **Inventor:** **Isa Parvex**, Paris (FR)

(73) **Assignee:** **Van Cleef & Arpels S.A.**,
Villars-sur-Glane (CH)

(**) **Term:** **14 Years**

(21) **Appl. No.:** **29/324,436**

(22) **Filed:** **Sep. 12, 2008**

(51) **LOC (9) Cl.** **11-01**

(52) **U.S. Cl.** **D11/26**

(58) **Field of Classification Search** D11/3,
D11/4, 5, 6, 26-39; 63/15.1, 15.2, 15.3,
63/15.4, 15.5, 16.45, 15.6, 15.65
See application file for complete search history.

(56) **References Cited**

U.S. PATENT DOCUMENTS

D136,698 S *	11/1943	Sacks	D11/34
D148,351 S *	1/1948	Hamilton	D11/4
D151,362 S *	10/1948	Katz	D11/4
D166,107 S *	3/1952	Towle	D11/2
D380,699 S *	7/1997	Kaufmann	D11/4

D394,411 S *	5/1998	Gozlan	D11/4
D491,834 S *	6/2004	Flynn	D11/26
D508,216 S *	8/2005	Hardy	D11/34
D574,744 S *	8/2008	Larsen	D11/37
D588,489 S *	3/2009	Kizys	D11/38
D605,544 S *	12/2009	Morelli	D11/4

* cited by examiner

Primary Examiner — Cathron Brooks

Assistant Examiner — Melanie Levy

(74) *Attorney, Agent, or Firm* — Young & Thompson

(57) **CLAIM**

The ornamental design for a ring, as shown and described.

DESCRIPTION

FIG. 1 is a top and side perspective view of a ring showing my new design;

FIG. 2 is a side elevational view thereof;

FIG. 3 is a top plan view thereof;


FIG. 4 is a bottom plan view thereof;

FIG. 5 is a view thereof from the side opposite that shown in FIG. 2;

FIG. 6 is a view thereof from the left of FIG. 2; and,

FIG. 7 is a view thereof from the right of FIG. 2.

1 Claim, 7 Drawing Sheets






FIG. 1

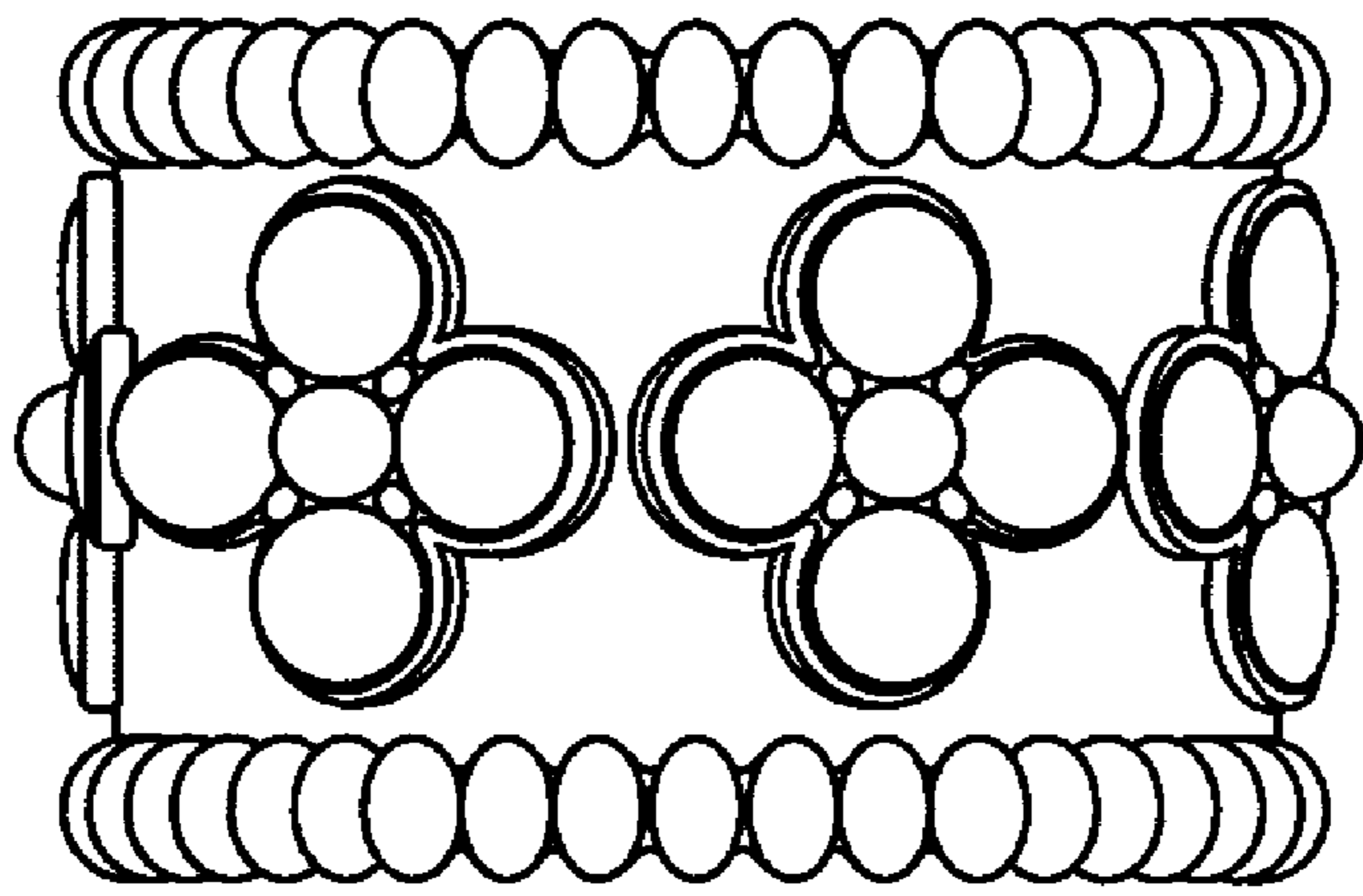


FIG. 2




FIG. 3




FIG. 4

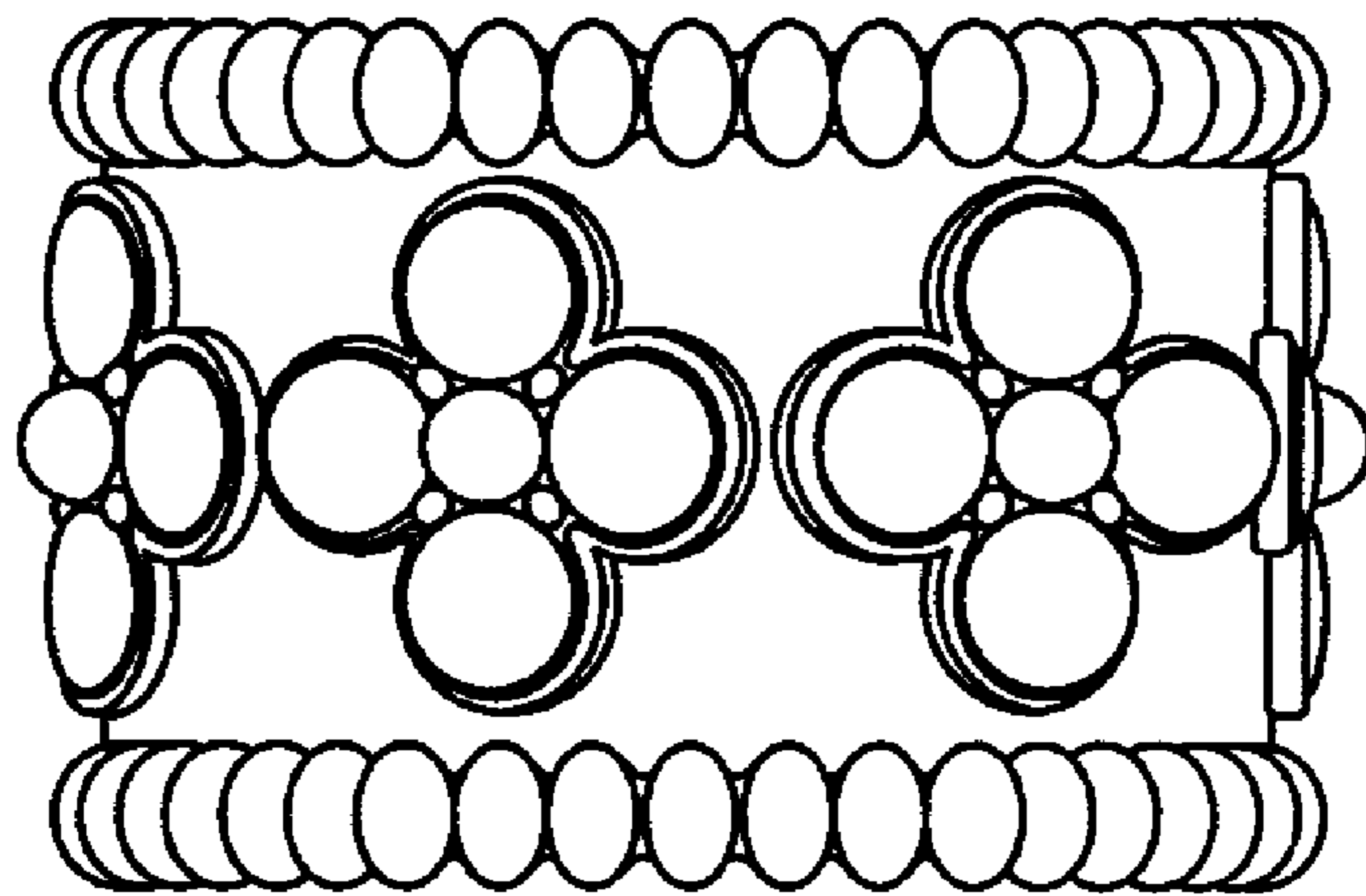


FIG. 5

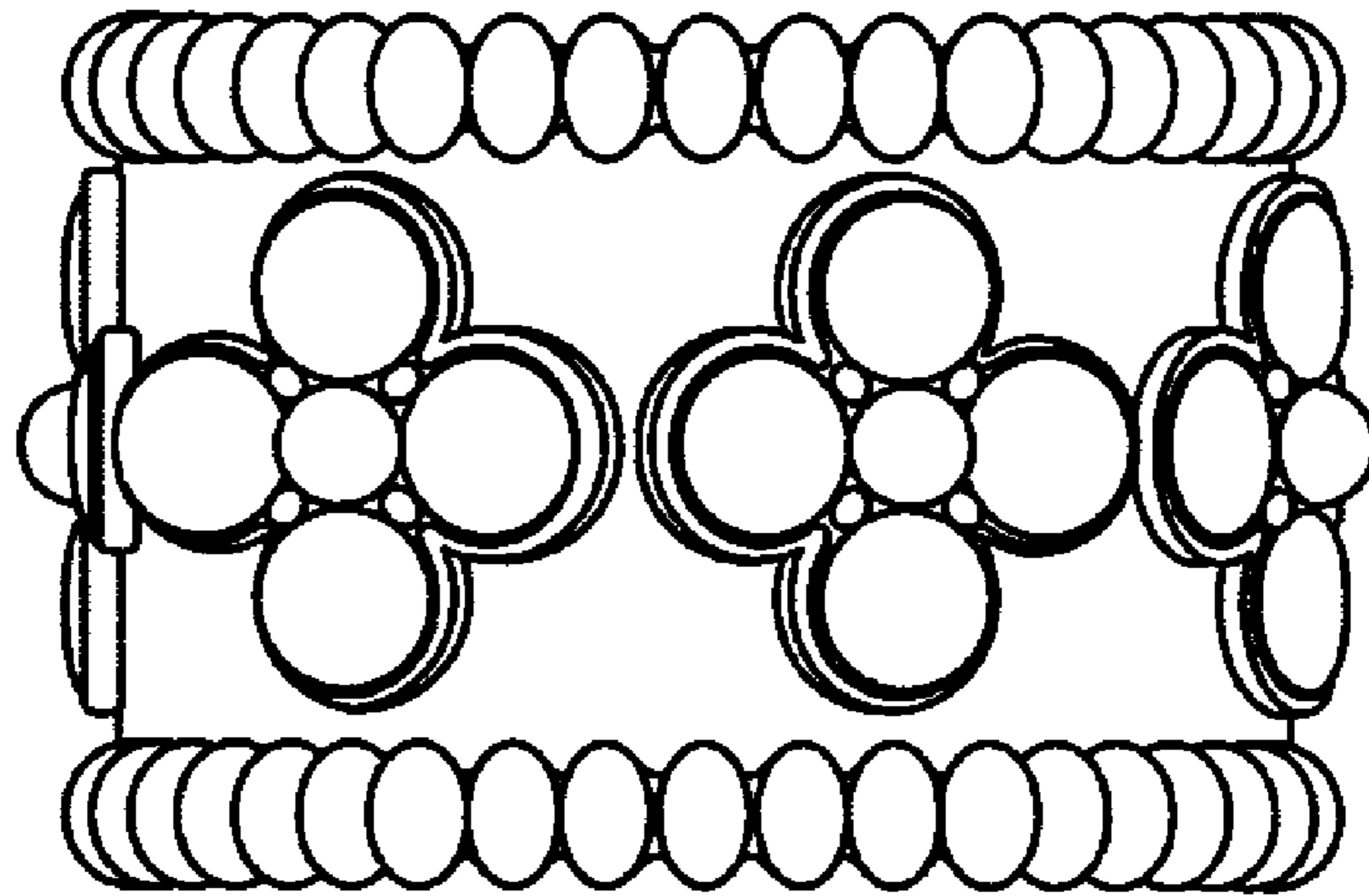


FIG. 6

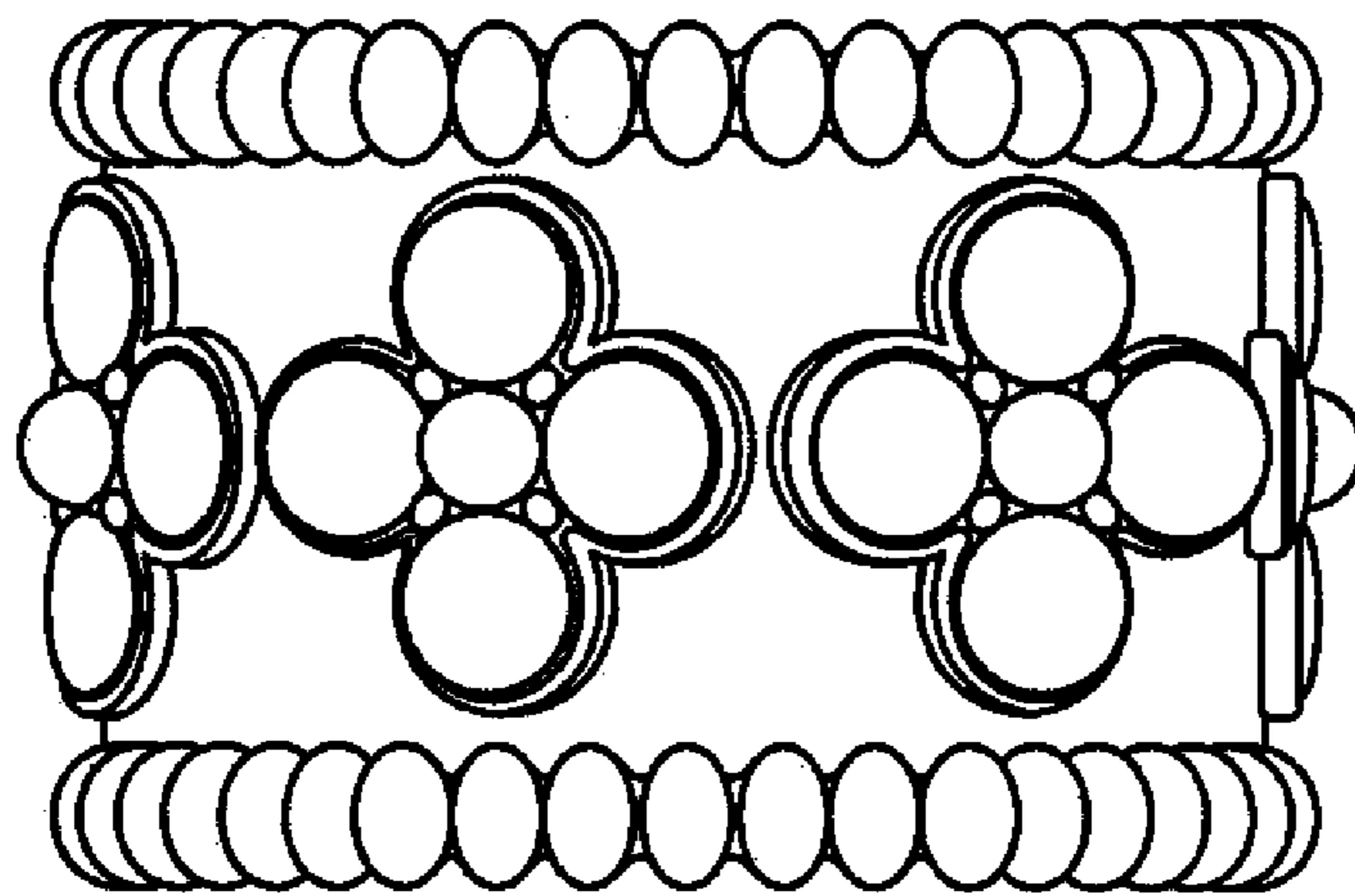


FIG. 7