

US00D638725S

(12) **United States Design Patent**  
**Morrison**

(10) **Patent No.:** **US D638,725 S**  
(45) **Date of Patent:** **\*\* May 31, 2011**

(54) **WATCH**

(75) Inventor: **Jasper Morrison**, London (GB)

(73) Assignee: **Rado Uhren AG**, Lengnau (CH)

(\*\*) Term: **14 Years**

(21) Appl. No.: **29/385,059**

(22) Filed: **Feb. 8, 2011**

**Related U.S. Application Data**

(62) Division of application No. 29/343,039, filed on Sep. 4, 2009.

**Foreign Application Priority Data**

Mar. 6, 2009 (WO) ..... DM/071 424

(51) **LOC (9) Cl.** ..... **10-02**

(52) **U.S. Cl.** ..... **D10/39**

(58) **Field of Classification Search** ..... D10/30-39,  
D10/122-132; 368/276, 281, 282, 285, 223,  
368/80, 228, 232, 28

See application file for complete search history.

**References Cited**

**U.S. PATENT DOCUMENTS**

3,789,601 A \* 2/1974 Bergey ..... 368/69  
D249,244 S \* 9/1978 Salter ..... D10/32  
D265,062 S \* 6/1982 Hirabayashi ..... D10/38  
D266,831 S \* 11/1982 Iida ..... D10/38

D267,705 S \* 1/1983 Kosugi ..... D10/39  
D270,430 S \* 9/1983 Fukuoka ..... D10/39  
D277,649 S \* 2/1985 Glauser ..... D10/32  
D289,018 S \* 3/1987 Williams ..... D10/31  
D295,264 S \* 4/1988 Takeichi ..... D10/30  
D361,042 S \* 8/1995 Nanayakkara ..... D10/31  
D441,305 S \* 5/2001 Modolo ..... D10/32  
D441,664 S \* 5/2001 Modolo ..... D10/32  
D462,909 S \* 9/2002 Cattin ..... D10/39  
D473,797 S \* 4/2003 Berliat ..... D10/30  
D494,070 S \* 8/2004 Debetaz ..... D10/32  
D504,327 S \* 4/2005 Houlihan ..... D10/30  
D528,441 S \* 9/2006 Burton ..... D10/38  
D566,582 S \* 4/2008 Genender et al. .... D10/38  
D584,170 S \* 1/2009 Morrison ..... D10/32

\* cited by examiner

*Primary Examiner* — Lucy Lieberman

(74) *Attorney, Agent, or Firm* — Collen IP; Donald J. Ranft

(57) **CLAIM**

The ornamental design for a watch, as shown and described.

**DESCRIPTION**

FIG. 1 is a front view of my new, original and ornamental design for a watch;

FIG. 2 is a rear view thereof;

FIG. 3 is a left side view thereof;


FIG. 4 is a right side view thereof;

FIG. 5 is a bottom view thereof;

FIG. 6 is a top view thereof; and,

FIG. 7 is a front right perspective view thereof.

**1 Claim, 3 Drawing Sheets**






FIG. 1

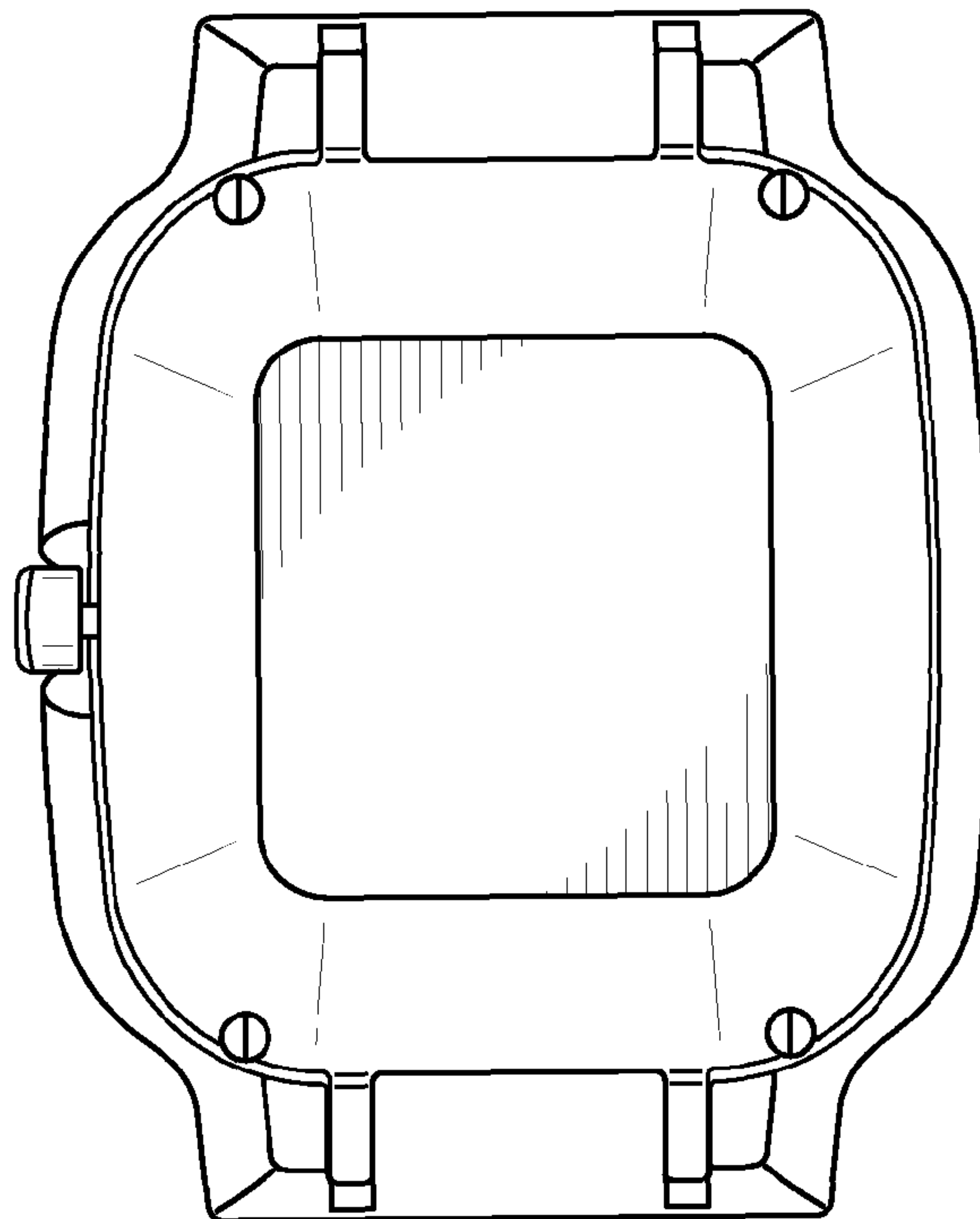


FIG. 2

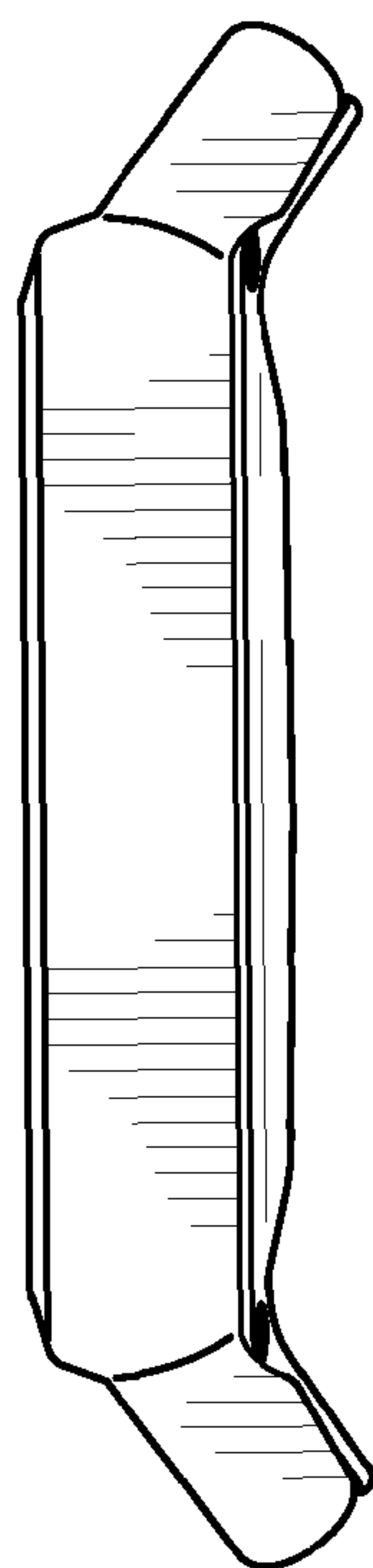


FIG. 3

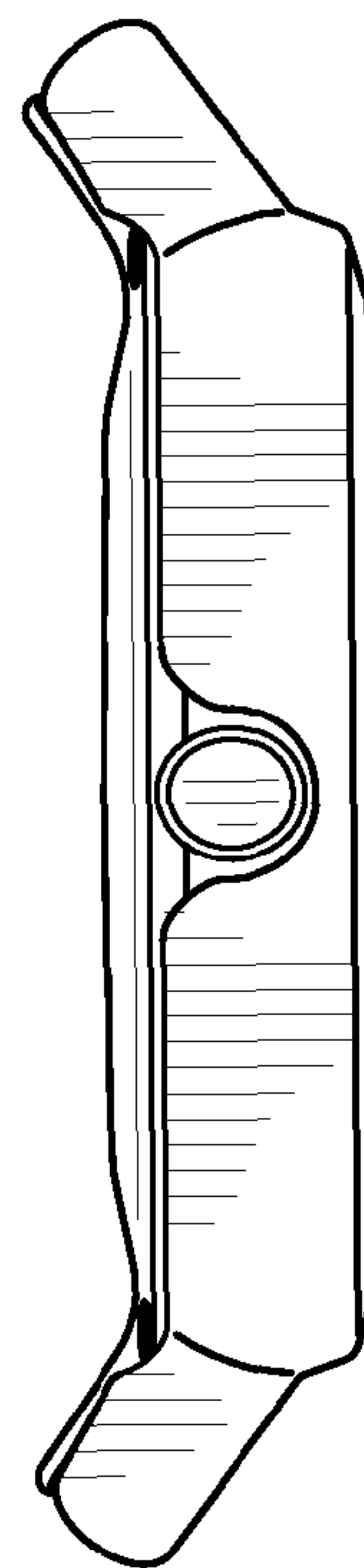


FIG. 4

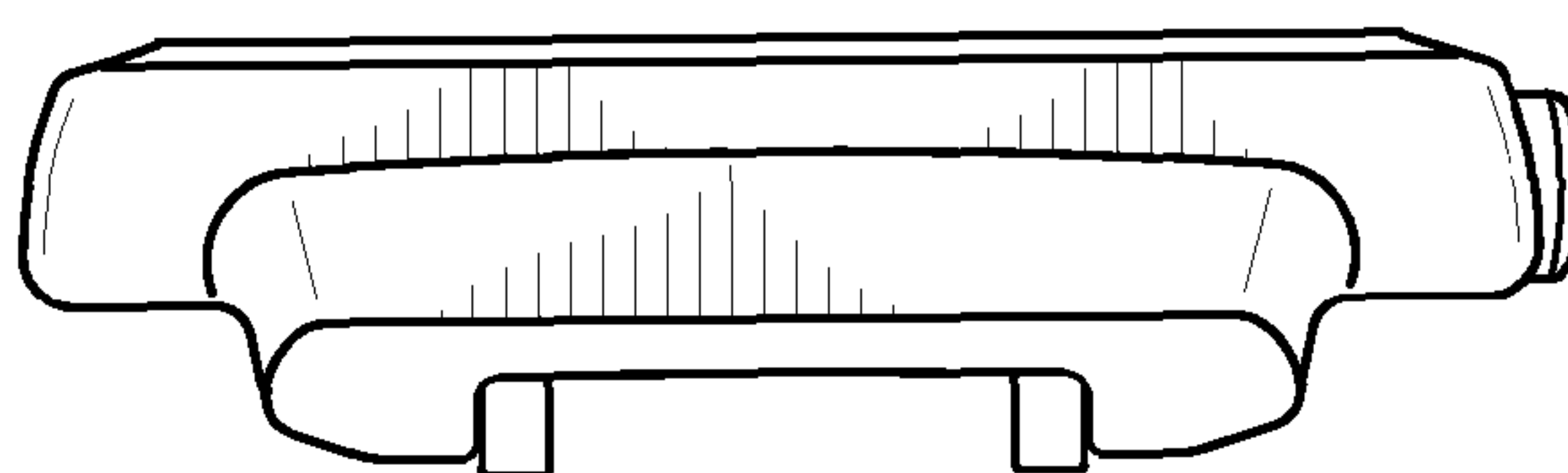


FIG. 5

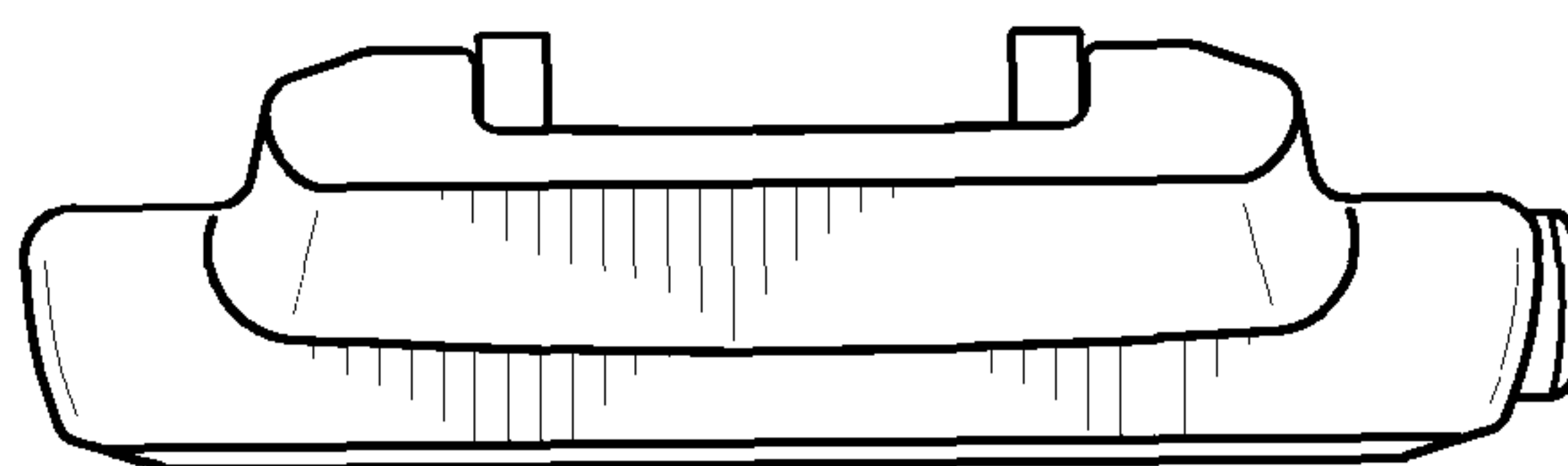


FIG. 6

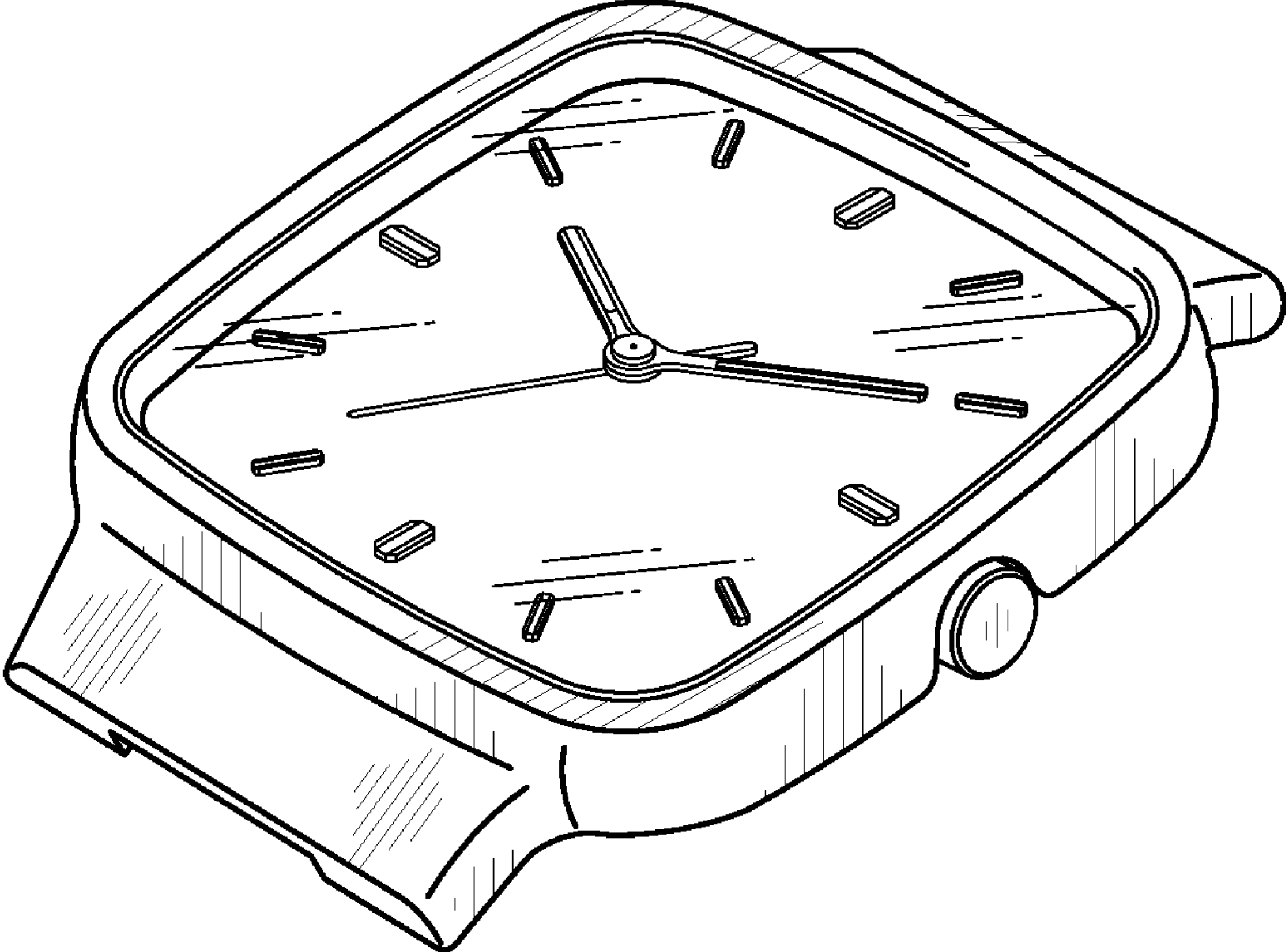


FIG. 7