



US00D638719S

(12) **United States Design Patent**
Sander

(10) **Patent No.:** **US D638,719 S**

(45) **Date of Patent:** **** May 31, 2011**

(54) **COLLAPSIBLE TUBE**

(75) Inventor: **Marco Sander**, Heilbronn (DE)

(73) Assignee: **Sander Rechtsanwälte Steuerberater**,
Heilbronn (DE)

(**) Term: **14 Years**

(21) Appl. No.: **29/362,142**

(22) Filed: **May 20, 2010**

(51) **LOC (9) Cl.** **09-03**

(52) **U.S. Cl.** **D9/695**

(58) **Field of Classification Search** D9/695-699,
D9/711, 521, 435, 440, 454, 723-729, 551,
D9/572-574; 222/527-529, 92, 107, 206,
222/215, 522, 531; D28/7, 76, 78; 220/DIG. 7,
220/669-675; D24/19; 215/381-382; 206/438,
206/822; 141/114

See application file for complete search history.

(56) **References Cited**

U.S. PATENT DOCUMENTS

D316,221 S *	4/1991	Dombroski	D9/697
D399,417 S *	10/1998	Meausoone	D9/697
D405,354 S *	2/1999	Meausoone	D9/697
D488,059 S *	4/2004	Mounier	D9/697

D533,787 S *	12/2006	Kenyon	D9/682
D534,081 S *	12/2006	Kazuo et al.	D9/697
D547,671 S *	7/2007	Penfold et al.	D9/697
D547,672 S *	7/2007	Penfold et al.	D9/697
D551,088 S *	9/2007	Dittmer et al.	D9/697
D559,703 S *	1/2008	Egawa	D9/697
D587,128 S *	2/2009	Swanson et al.	D9/698
D601,036 S *	9/2009	Palmer et al.	D9/697

* cited by examiner

Primary Examiner — Caron Veynar

Assistant Examiner — Abraham Bahta

(74) *Attorney, Agent, or Firm* — Panitch Schwarze Belisario
& Nadel LLP

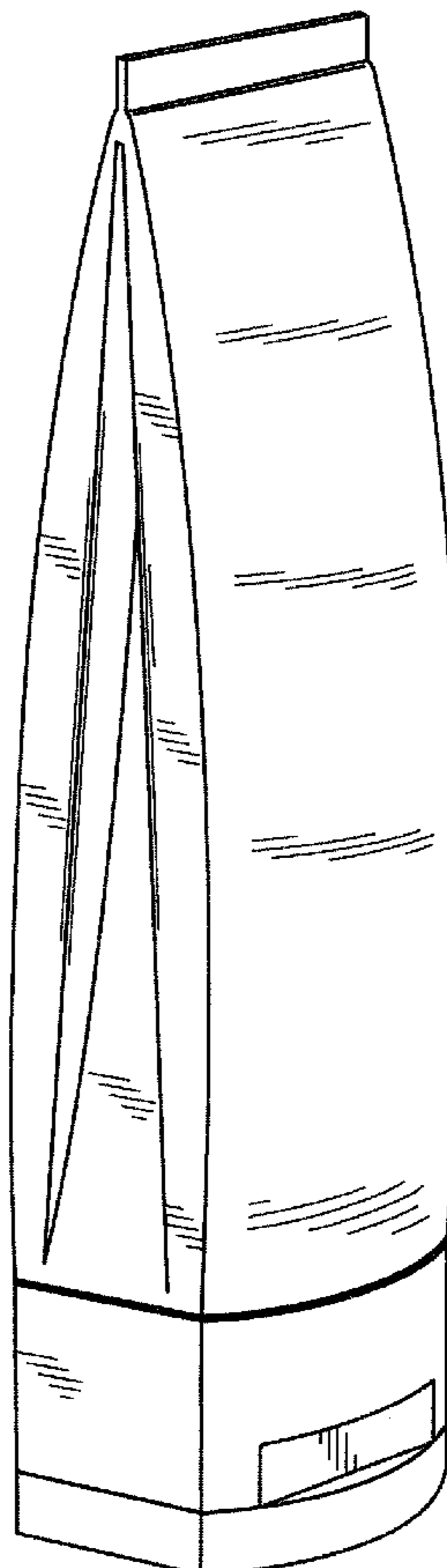
(57) **CLAIM**

The ornamental design for a collapsible tube, as shown and described.

DESCRIPTION

FIG. 1 is a front perspective view of a collapsible tube in accordance with my new design;
FIG. 2 is a front elevational view thereof;
FIG. 3 is a left side elevational view thereof, a right side elevational view being identical;
FIG. 4 is a top plan view thereof;
FIG. 5 is a bottom plan view thereof; and,
FIG. 6 is a rear perspective view thereof.

1 Claim, 4 Drawing Sheets



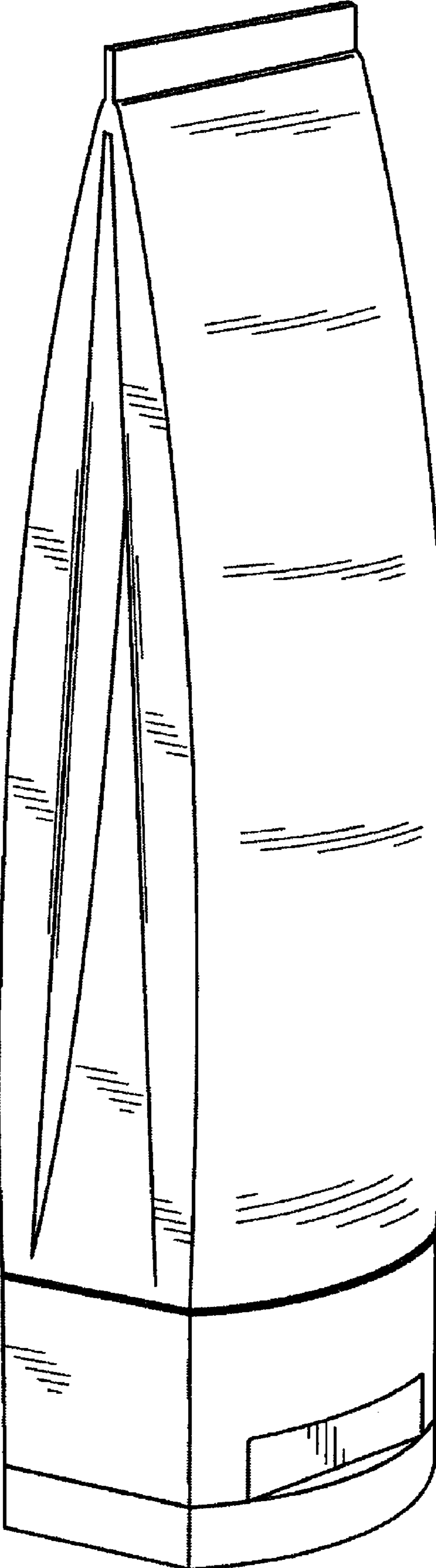


Fig. 1

Fig. 2




Fig. 3

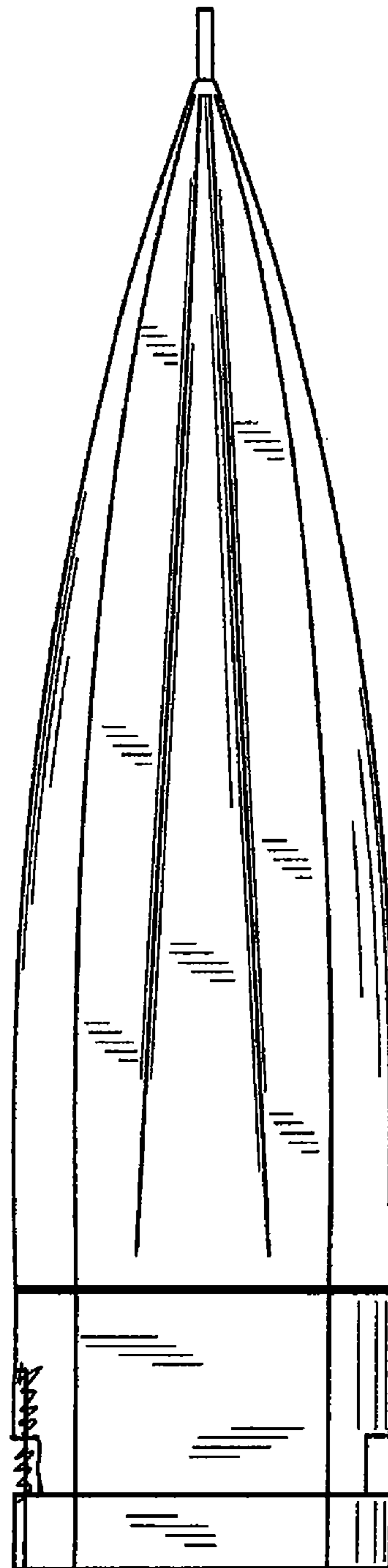


Fig. 4

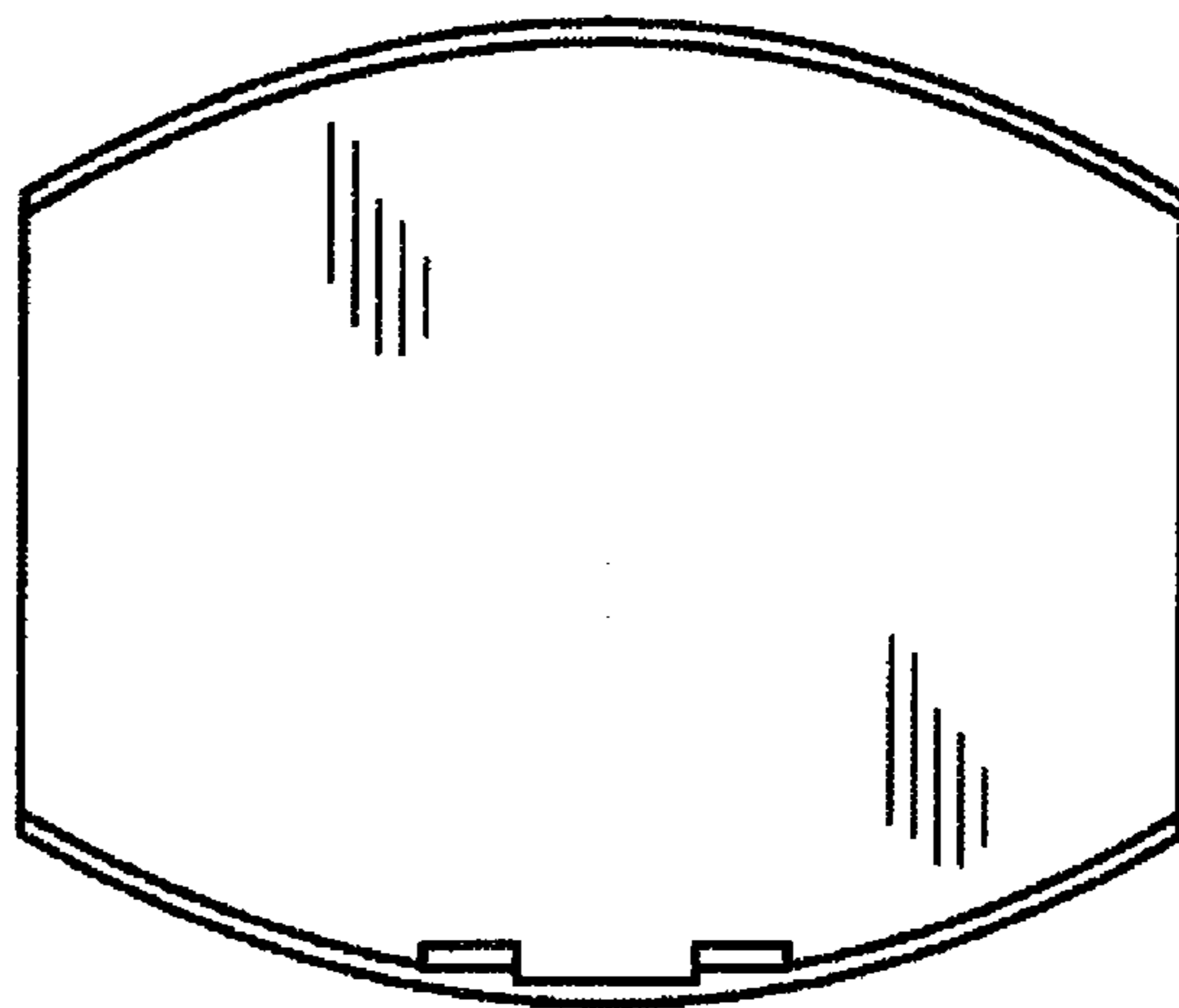
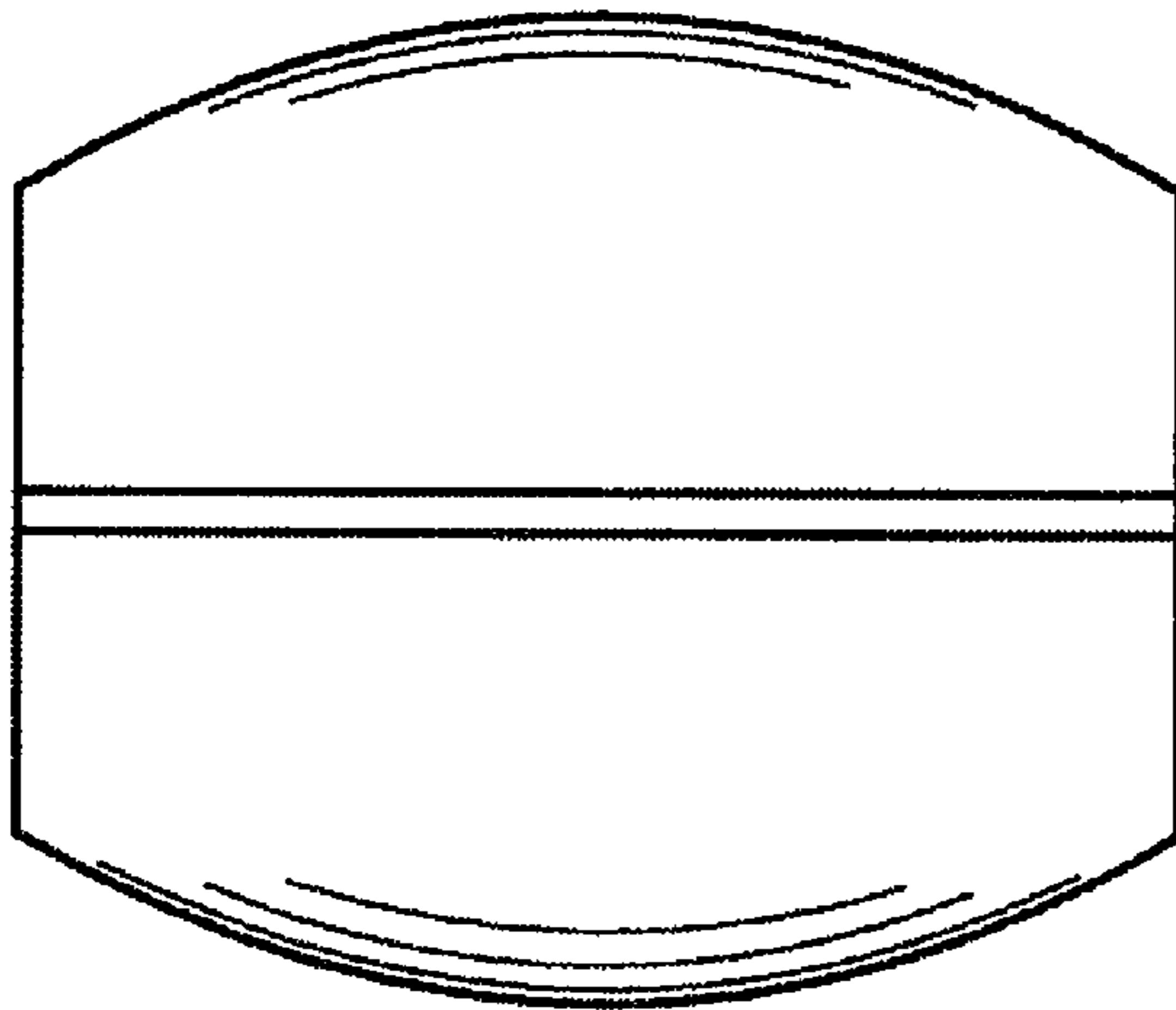


Fig. 5

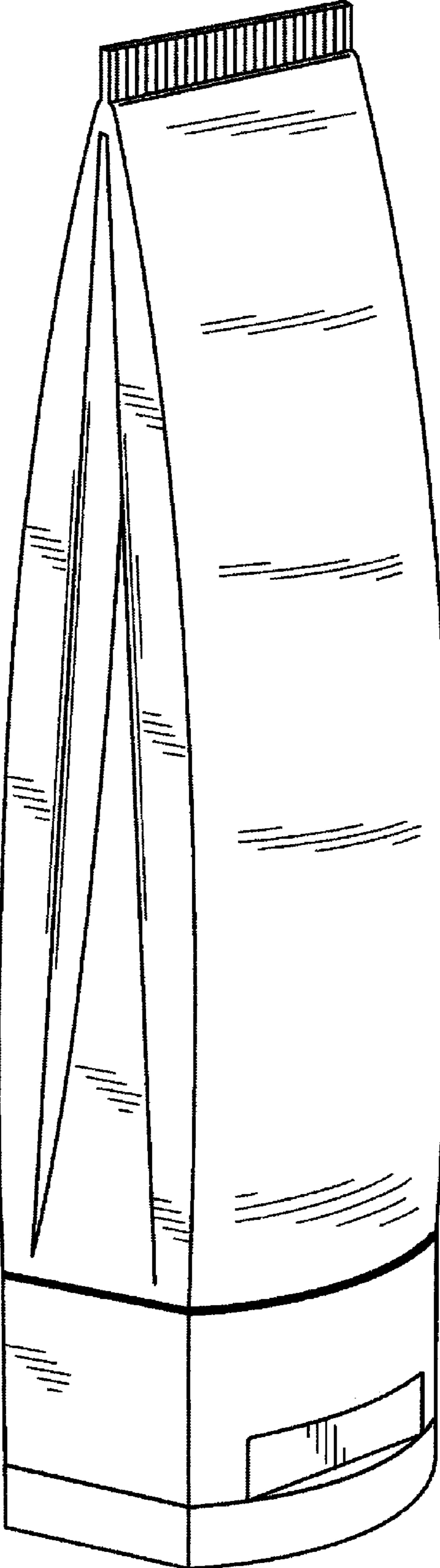


Fig. 6