



US00D638712S

(12) **United States Design Patent**
Schaeffer et al.

(10) **Patent No.:** **US D638,712 S**
(45) **Date of Patent:** **** May 31, 2011**

(54) **BOTTLE FOR SPRAYER**
(75) Inventors: **Todd R. Schaeffer**, St. Michael, MN
(US); **Craig Saunders**, Rocky River, OH
(US); **Lindsey Tufts, Jr.**, Eastlake, OH
(US); **Jeffrey Kalman**, Cleveland
Heights, OH (US)

(73) Assignee: **Global Opportunities Investment
Group, LLC**, Laguna Beach, CA (US)

(**) Term: **14 Years**

(21) Appl. No.: **29/357,743**

(22) Filed: **Mar. 16, 2010**

(51) **LOC (9) Cl.** **09-01**

(52) **U.S. Cl.** **D9/516; D9/575**

(58) **Field of Classification Search** D9/516,
D9/549-550, 558, 563, 571-575; D24/224;
215/379, 381-384; 220/660, 662, 669-673,
220/675

See application file for complete search history.

(56) **References Cited**

U.S. PATENT DOCUMENTS

2,372,678 A	7/1945	McKay	299/89
D234,952 S	4/1975	Rougie	D23/18
D241,414 S	9/1976	Koenigsberg	D9/61
D258,800 S	4/1981	Halbeisen et al.	D9/300
D260,856 S	9/1981	Sillerud	D9/372
D270,240 S *	8/1983	Ewry	D9/560
D275,078 S	8/1984	Wassergord et al.	D9/300
4,651,929 A	3/1987	Kranzle	239/288
4,705,191 A	11/1987	Itzel et al.	222/80
D296,666 S	7/1988	Hunt	D9/373
4,832,230 A	5/1989	Janowitz	222/80
D310,957 S	10/1990	Halm et al.	D9/300
D321,315 S	11/1991	Halm et al.	D9/300
D328,635 S	8/1992	Matuschek	D23/226
D332,392 S	1/1993	Foster et al.	D9/300
D333,092 S	2/1993	Moshe	D9/338

D342,678 S	12/1993	Warner et al.	D9/543
D347,788 S	6/1994	Steijns et al.	D9/300
D362,806 S	10/1995	Mason et al.	D9/524
D363,020 S	10/1995	Mason, Jr. et al.	D9/347
D367,815 S	3/1996	Mason, Jr. et al.	D9/347
5,590,439 A	1/1997	Alazet	15/320
D388,708 S *	1/1998	Monaghan	D9/523

(Continued)

FOREIGN PATENT DOCUMENTS

CN 200977495 11/2007

(Continued)

OTHER PUBLICATIONS

JP-HC15022149.

(Continued)

Primary Examiner — Ian Simmons

Assistant Examiner — Dana L Sipos

(74) *Attorney, Agent, or Firm* — David D. Brush; Westman,
Champlin & Kelly, P.A.

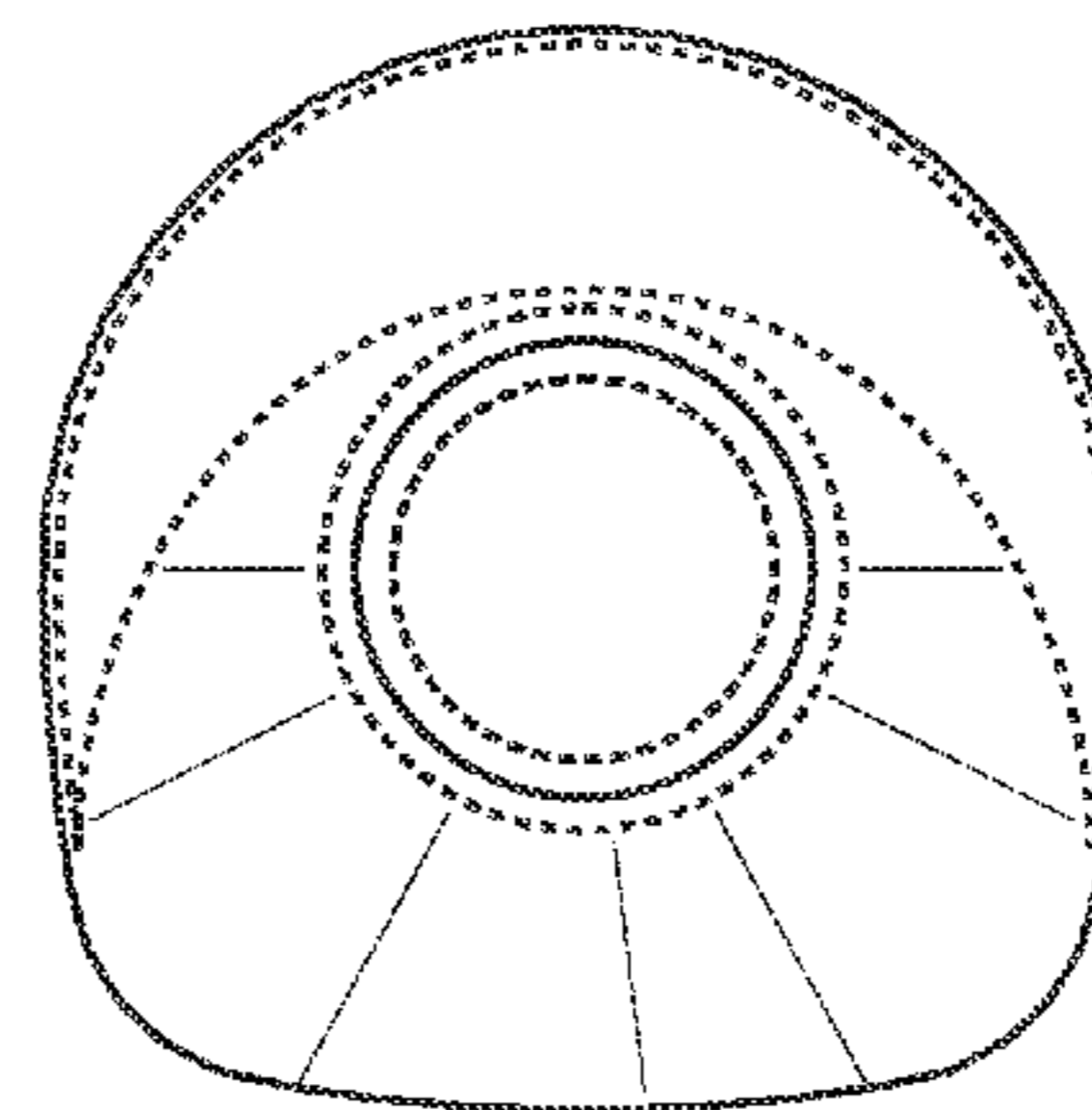
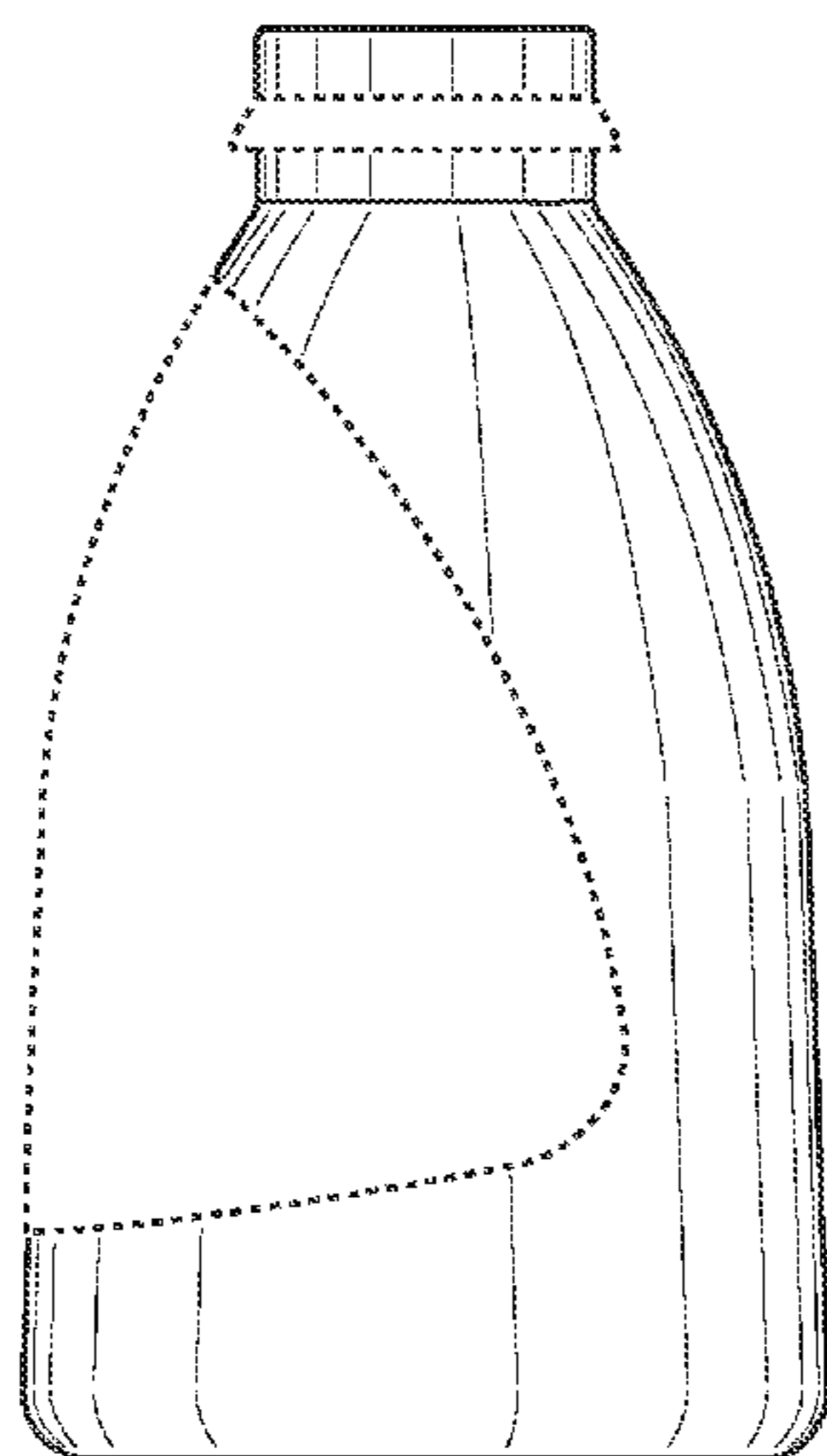
(57) **CLAIM**

The ornamental design for a bottle for sprayer, as shown and described.

DESCRIPTION

FIG. 1 is a top, front, right side perspective view of a bottle for sprayer showing our new design; FIG. 2 is a bottom, rear, left side perspective view thereof; FIG. 3 is a front elevation view thereof; FIG. 4 is a left side elevation view thereof, the right side elevation being a mirror image; FIG. 5 is a rear elevation view thereof; FIG. 6 is a top plan view thereof; and, FIG. 7 is a bottom plan view thereof. The broken line representations are included for the purpose of illustration only and form no part of the claimed design.

1 Claim, 2 Drawing Sheets



US D638,712 S

Page 2

U.S. PATENT DOCUMENTS

D389,412	S	1/1998	Klima, Jr. et al.	D9/524
5,716,007	A	2/1998	Nottingham et al.	239/323
D391,488	S	3/1998	Klima, Jr. et al.	D9/524
D396,641	S	8/1998	Klima, Jr. et al.	D9/524
D399,751	S	10/1998	Klima, Jr. et al.	D9/524
D401,504	S	11/1998	Bolliger et al.	D9/523
D402,553	S	12/1998	Webster et al.	D9/347
D403,588	S	1/1999	Jungmann	D9/523
D406,052	S	2/1999	Dumont et al.	D9/300
D411,748	S	6/1999	Klima, Jr. et al.	D9/524
D413,808	S	9/1999	Bolliger et al.	D9/543
D419,455	S *	1/2000	Macauley et al.	D9/575
D451,792	S	12/2001	Siebert et al.	D9/300
D454,779	S	3/2002	Siebert et al.	D9/300
6,412,663	B1	7/2002	Adamson, II et al.	222/183
D462,608	S	9/2002	Sweeton	D9/300
D467,502	S	12/2002	Seller et al.	D9/500
6,502,766	B1	1/2003	Streutker et al.	239/332
D481,951	S *	11/2003	Scott, III	D9/522
D486,397	S	2/2004	Crawford et al.	D9/523
6,926,819	B2	8/2005	Nakamura et al.	205/701
6,964,739	B2	11/2005	Boyd et al.	210/167
D512,316	S	12/2005	Illenberger et al.	D9/516
D516,435	S	3/2006	Barraclough	D9/682
D524,162	S *	7/2006	Harris et al.	D9/550
7,156,962	B2	1/2007	Koizumi et al.	204/292
D567,659	S	4/2008	Gran et al.	D9/516
7,360,672	B2	4/2008	Sweeton	222/383.1
D573,481	S *	7/2008	Chewning et al.	D9/560
D578,407	S *	10/2008	Chewning et al.	D9/560
D582,272	S	12/2008	Cichy	D9/448
D583,677	S	12/2008	Harrison et al.	D9/685
D591,598	S	5/2009	Caroen et al.	D9/516
D597,408	S	8/2009	Chang	D9/524
D600,558	S	9/2009	Isono	D9/522
D602,379	S	10/2009	Traiforos	D9/744
D614,957	S	5/2010	Schaeffer	D9/516
D616,305	S *	5/2010	Kuzma et al.	D9/522
D623,958	S *	9/2010	Schaeffer et al.	D9/685
D624,434	S *	9/2010	Schaeffer et al.	D9/685
2006/0037869	A1	2/2006	Mitchke	205/701
2007/0023273	A1	2/2007	Kitaori et al.	204/164
2008/0073375	A1	3/2008	Nelson et al.	222/129

FOREIGN PATENT DOCUMENTS

DE	8430251	6/1984
EP	0663176	7/1995
EP	1741676	1/2007
EP	1903128	3/2008
JP	1997-174054	7/1997
JP	2000-079393	3/2000
JP	2003-181338	7/2003
JP	2003-261190	9/2003
JP	2003-3266073	9/2003
JP	2003-334557	11/2003
JP	2004-148108	5/2004
KR	100599229	7/2006
MX	9787	12/1998
MX	25641	4/2008

OTHER PUBLICATIONS

Notice of Allowance and Fee(s) Due from the United States Patent and Trademark Office for U.S. Appl. No. 29/323,877, dated Apr. 7, 2009.

English Translation of the Office Action from the Japanese Patent Office for Japanese Design Registration Application No. 2009-004502, dated Jun. 23, 2009.

Notice of Allowance and Fee(s) Due from the United States Patent and Trademark Office for U.S. Appl. No. 29/323,877, dated Jan. 25, 2010.

English Translation of Mexican Office Action from Mexican Design Application MX/F/2009/000338, dated Jan. 22, 2010.

Notice of Allowance and Fee(s) Due from the United States Patent and Trademark Office for U.S. Appl. No. 29/323,874, dated Mar. 22, 2010.

Supplemental Notice of Allowability from the United States Patent and Trademark Office for U.S. Appl. No. 29/323,874, dated Jun. 8, 2010.

Notice of Allowance and Fee(s) Due from the United States Patent and Trademark Office for U.S. Appl. No. 29/357,741, dated Jun. 25, 2010.

Notice of Allowance and Fee(s) Due from the United States Patent and Trademark Office for U.S. Appl. No. 29/357,735, dated Jul. 9, 2010.

* cited by examiner

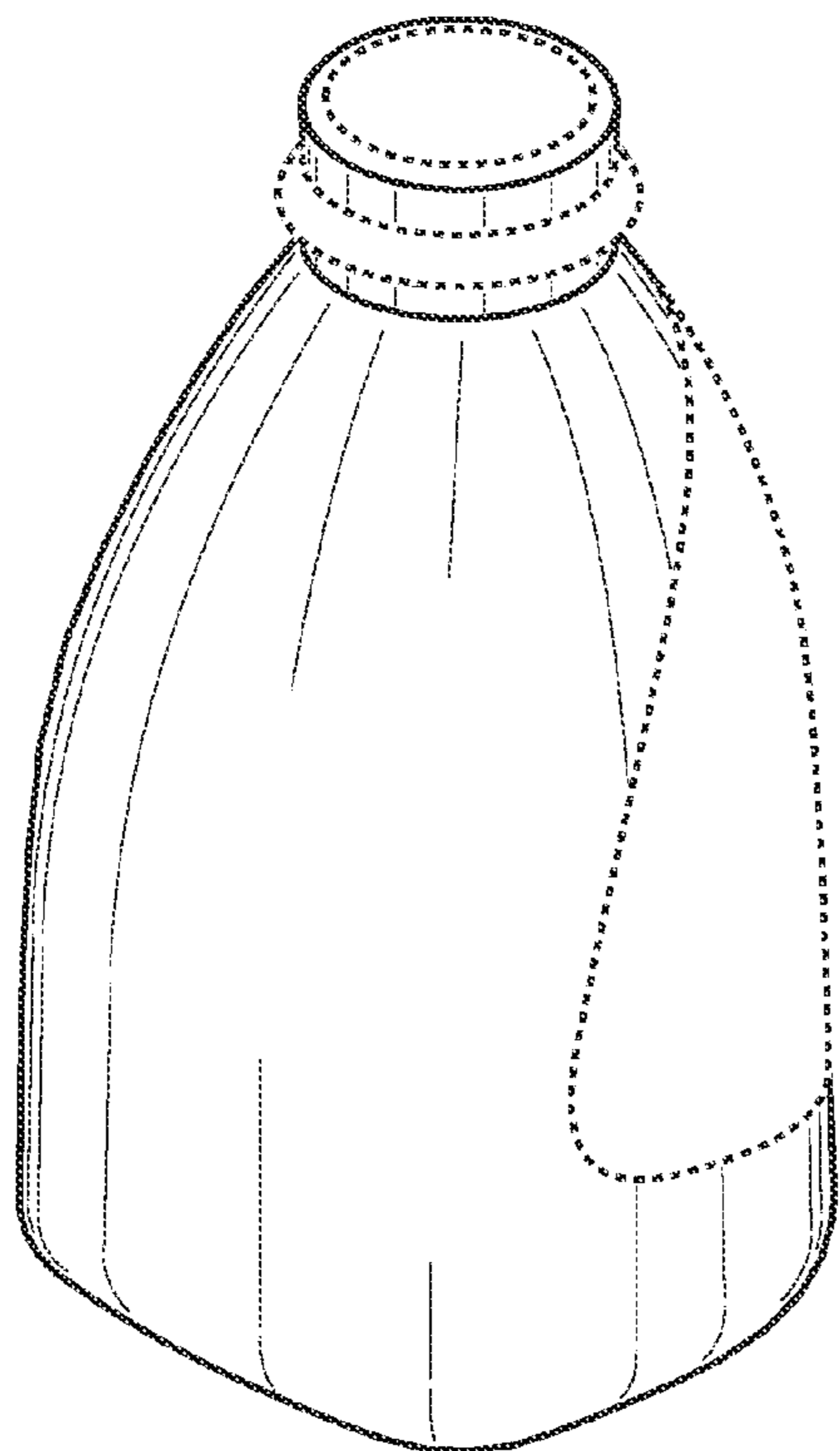


FIG. 1

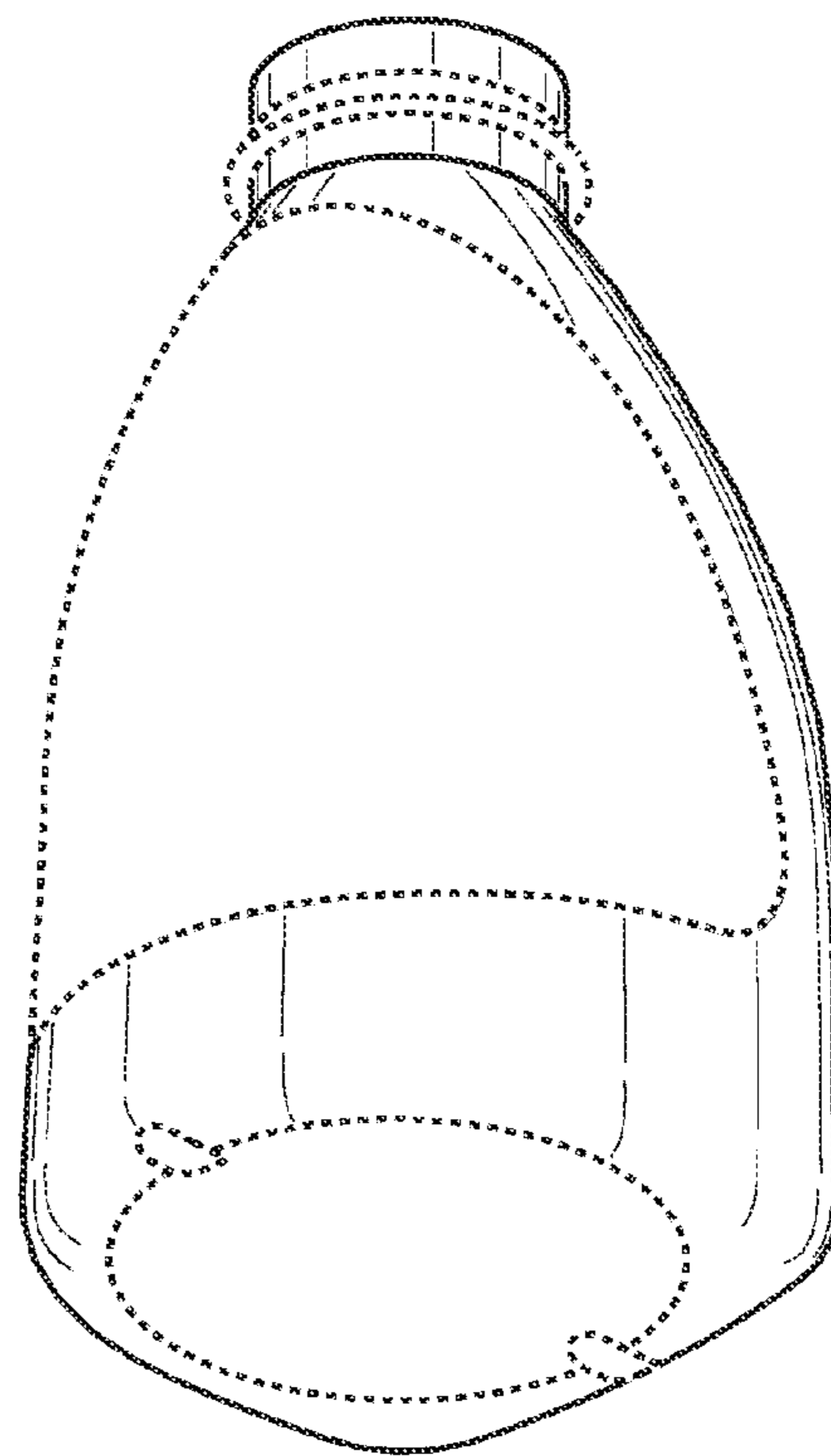


FIG. 2

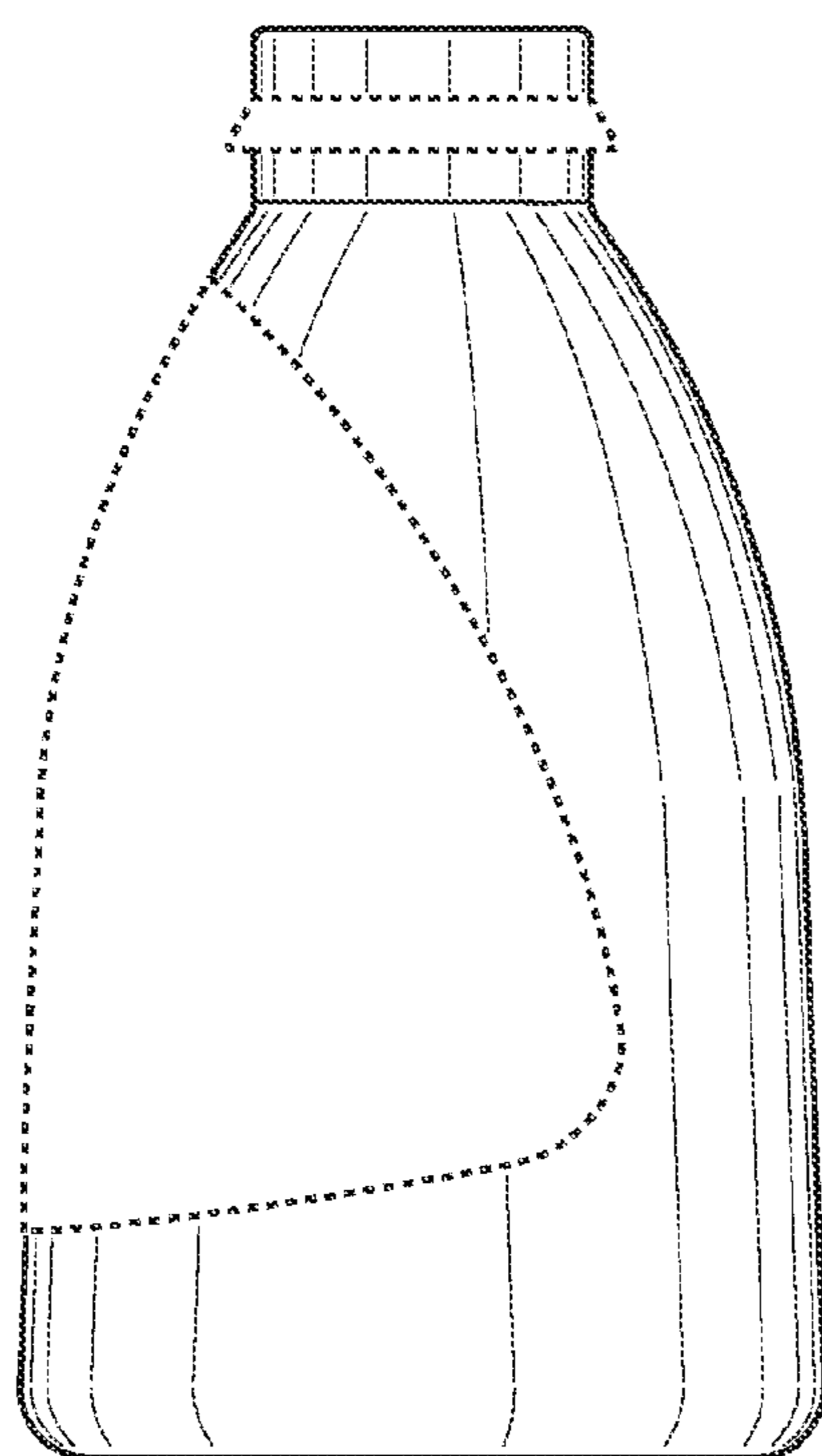


FIG. 4

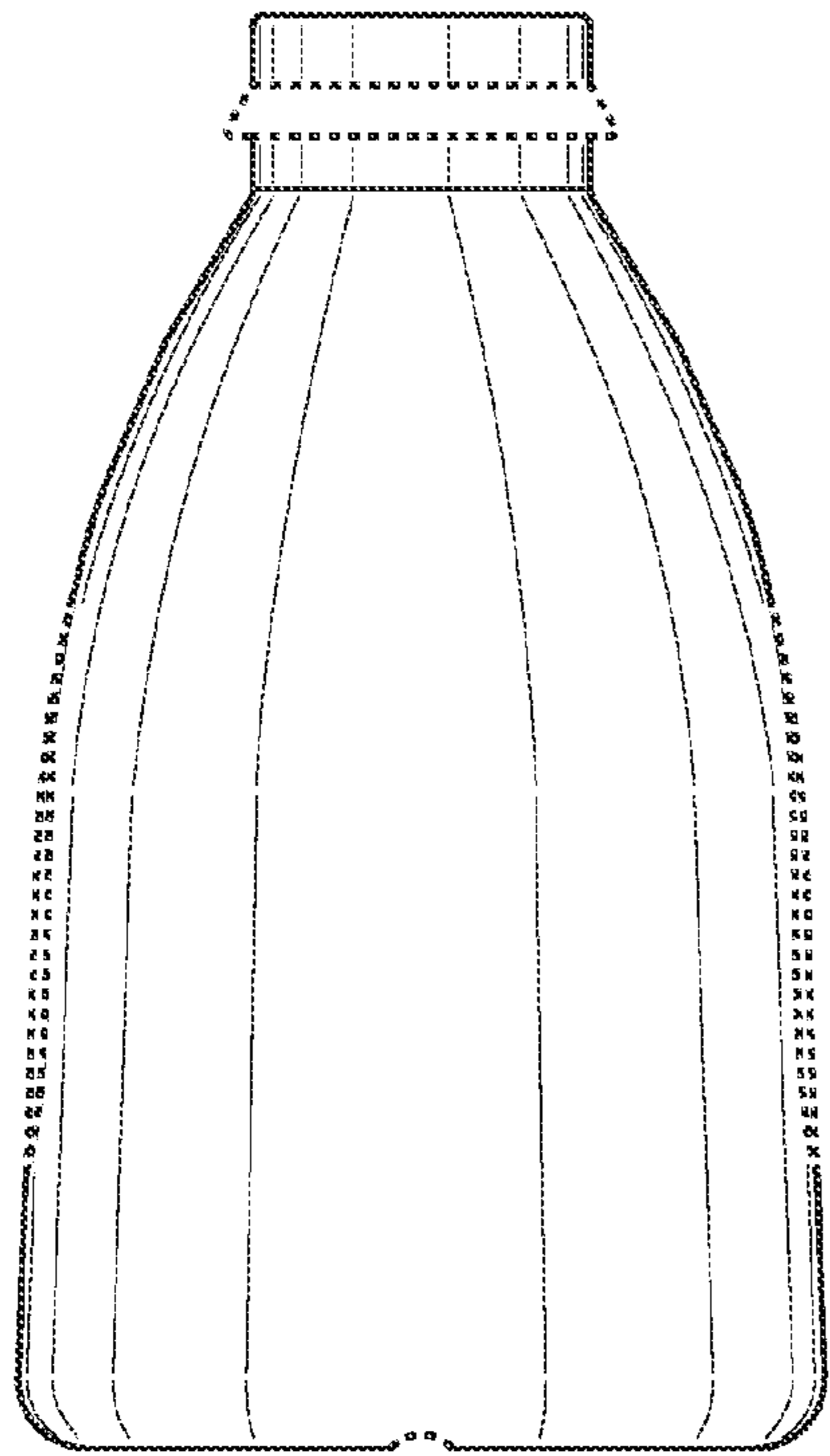


FIG. 3

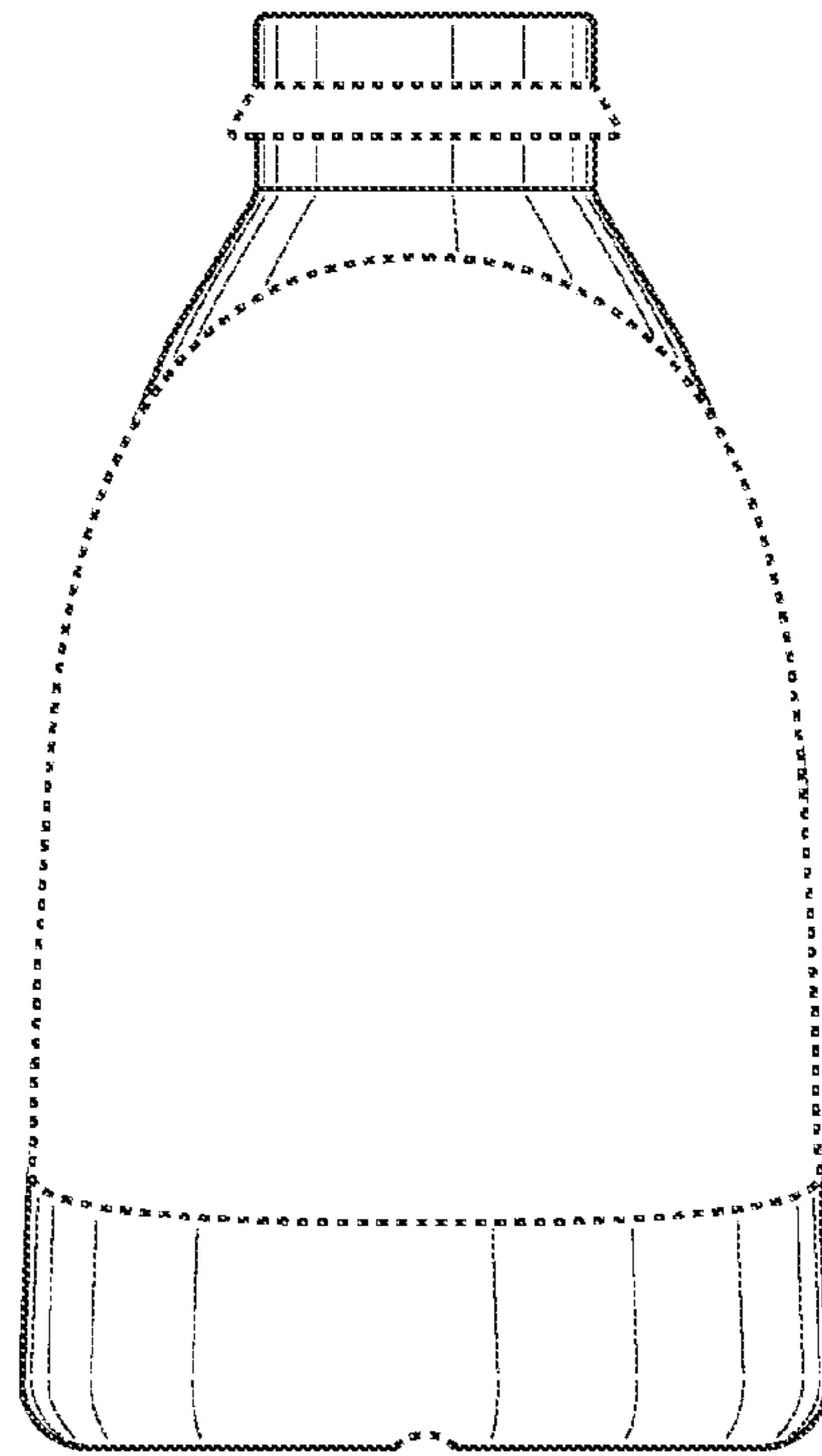


FIG. 5

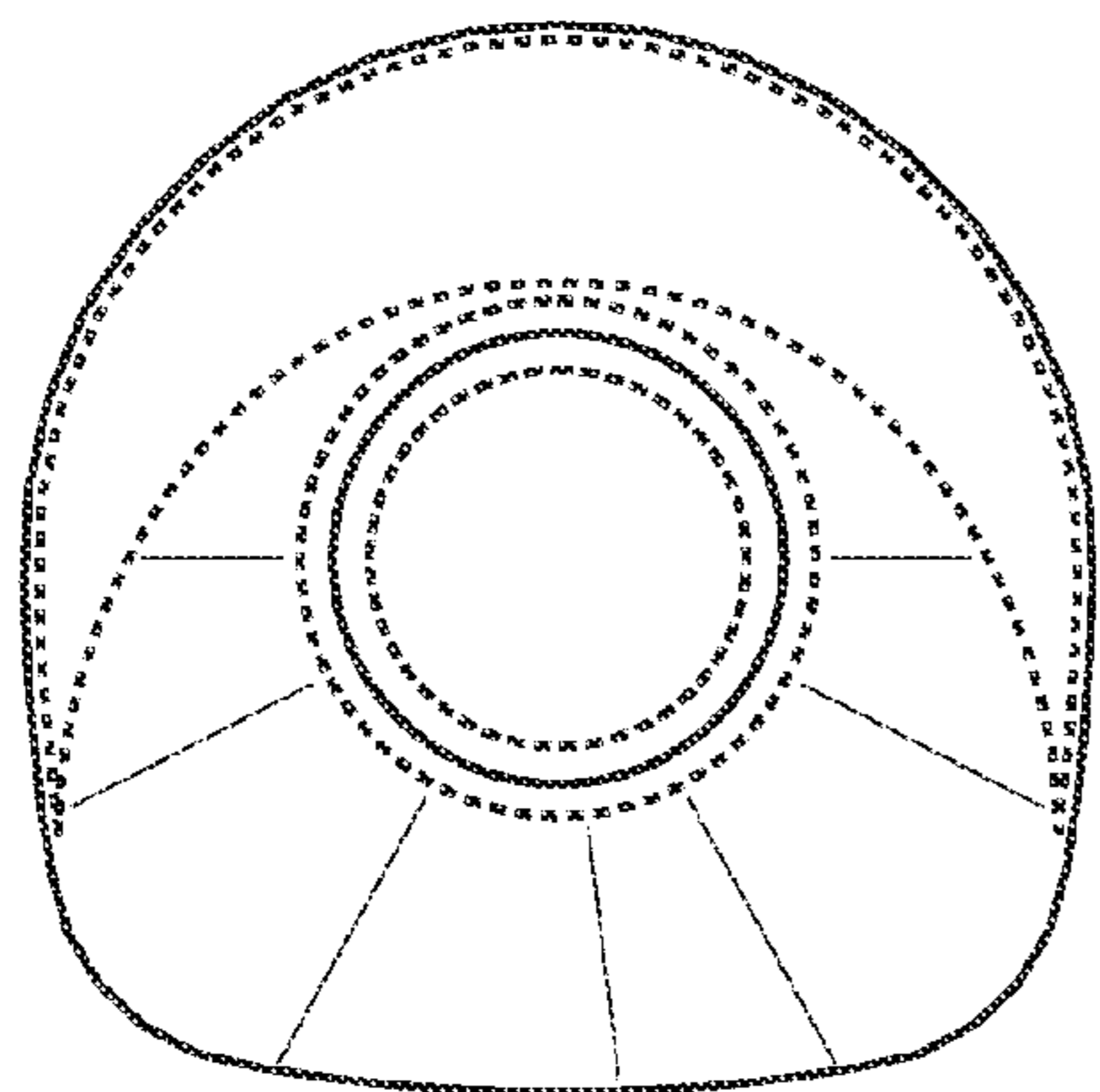


FIG. 6

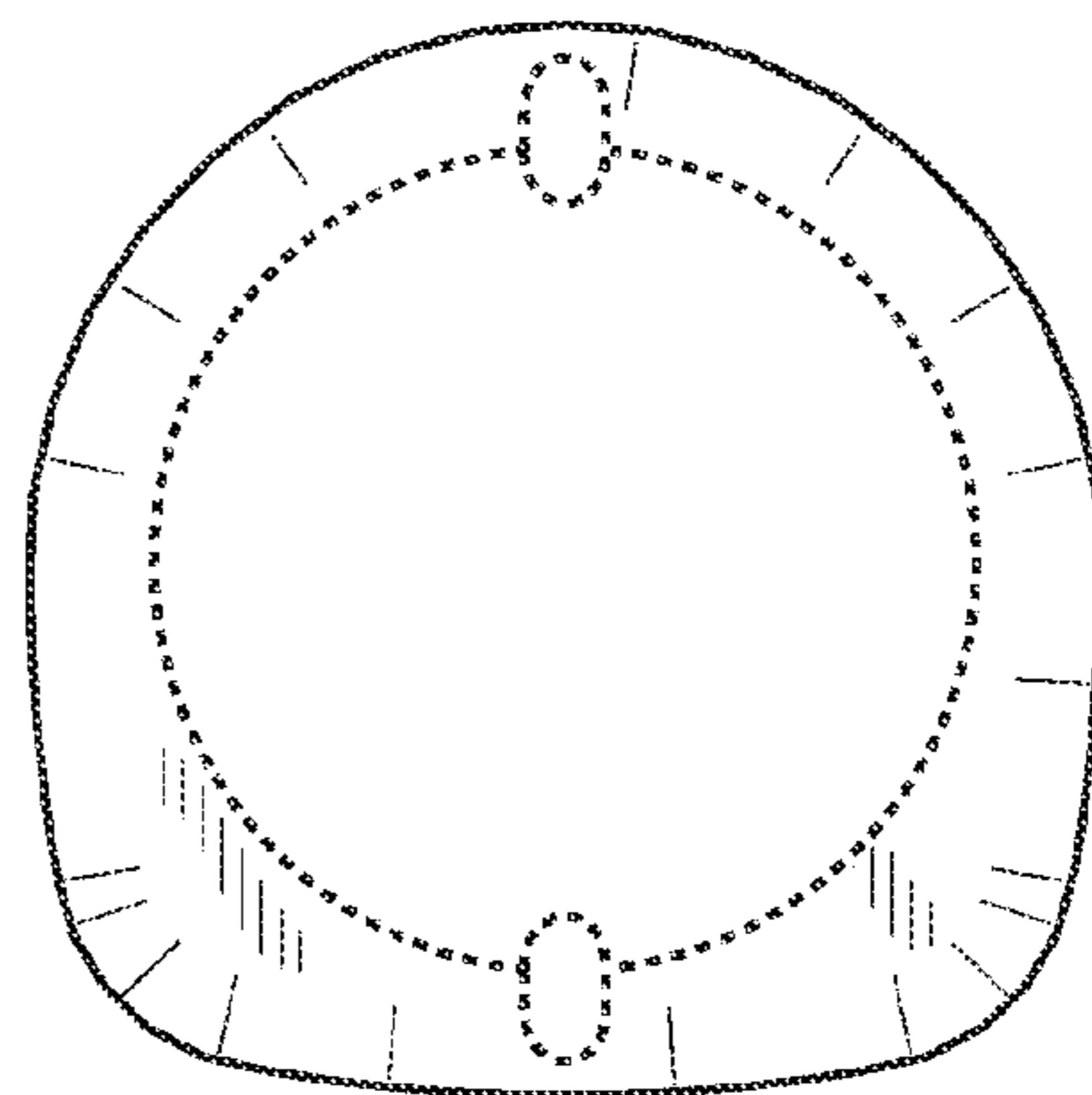


FIG. 7