



US00D638710S

(12) **United States Design Patent**
Yeung

(10) **Patent No.:** **US D638,710 S**

(45) **Date of Patent:** **** May 31, 2011**

- (54) **COSMETIC BOTTLE AND CAP**
- (75) Inventor: **Teresa Yeung**, Brooklyn, NY (US)
- (73) Assignee: **Beauty Bank Inc.**, New York, NY (US)
- (**) Term: **14 Years**
- (21) Appl. No.: **29/385,745**
- (22) Filed: **Feb. 18, 2011**

D565,953 S *	4/2008	Swint et al.	D9/504
D566,559 S *	4/2008	Swint et al.	D9/504
D567,090 S	4/2008	Swint et al.	
D570,707 S *	6/2008	Blasko et al.	D9/689
D571,663 S	6/2008	Bakic	
D620,742 S *	8/2010	Lion et al.	D7/316

FOREIGN PATENT DOCUMENTS

AU	51123	8/1967
AU	105032	9/1989
AU	118579	10/1993
AU	157723	3/2005
AU	301547	5/2005

(Continued)

Related U.S. Application Data

- (62) Division of application No. 29/359,133, filed on Apr. 6, 2010.
- (51) **LOC (9) Cl.** **09-01**
- (52) **U.S. Cl.** **D9/504**
- (58) **Field of Classification Search** D9/500,
D9/502-505, 516, 529, 537-540, 544-545,
D9/549, 558, 574-575, 682, 686, 688-691,
D9/772, 776-780, 454; D24/224; D7/509-511,
D7/598, 591, 597, 679; 215/379, 381-382,
215/384; 220/660, 662, 669, 675
See application file for complete search history.

Primary Examiner — Ian Simmons

Assistant Examiner — Dana L Sipos

(74) *Attorney, Agent, or Firm* — Cynthia Miller

(57) **CLAIM**

The ornamental design for a cosmetic bottle and cap, substantially as shown.

DESCRIPTION

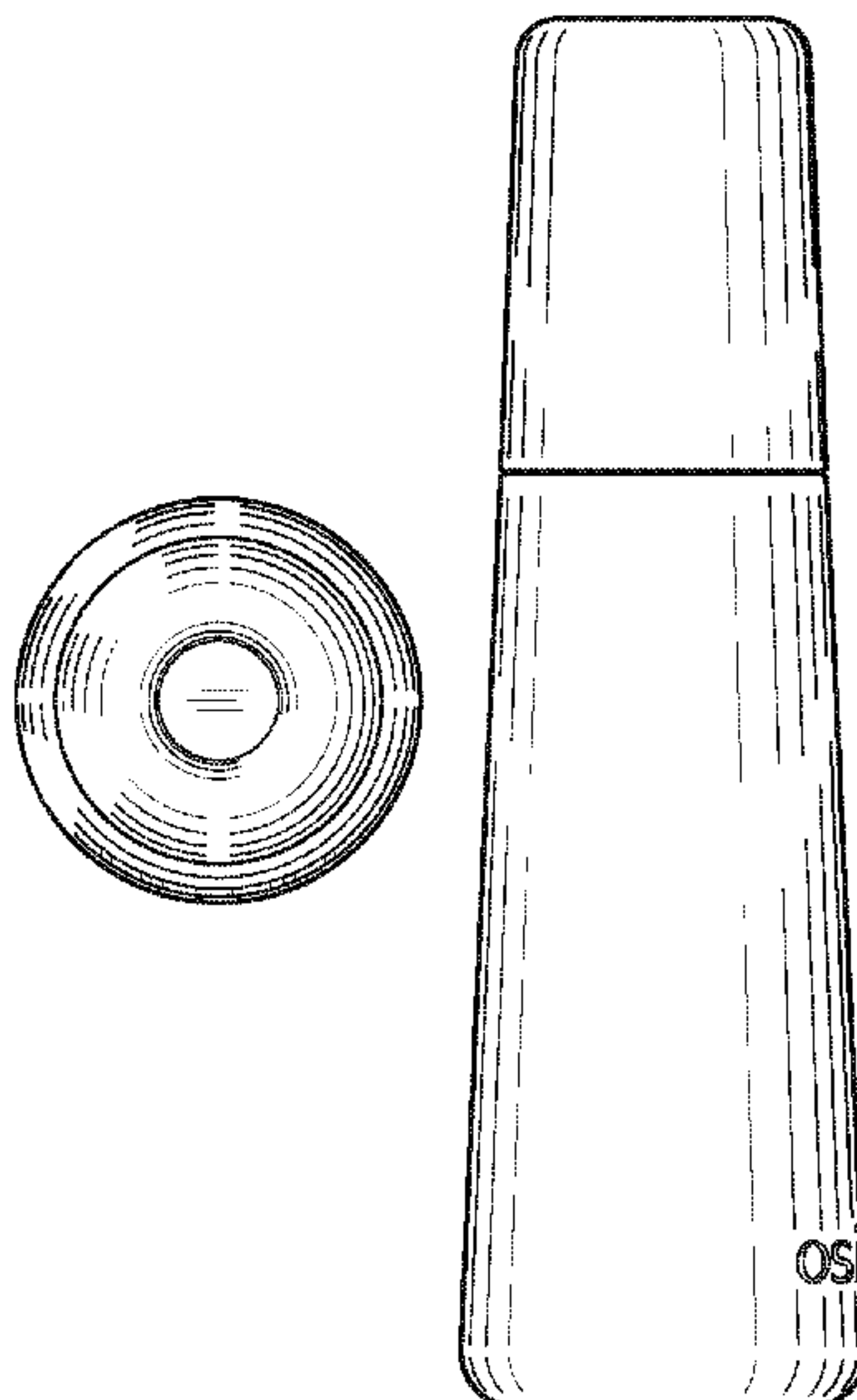
FIG. 1 is a top and front perspective view of my new design for a cosmetic bottle and cap;
 FIG. 2 is a front elevation view of the cosmetic bottle and cap shown in FIG. 1;
 FIG. 3 is a rear elevation view of the cosmetic bottle and cap shown in FIG. 1;
 FIG. 4 is a top plan view of the cosmetic bottle and cap shown in FIG. 1;
 FIG. 5 is a bottom plan view of the cosmetic bottle and cap shown in FIG. 1;
 FIG. 6 is a right side elevation view of the cosmetic bottle and cap shown in FIG. 1; and,
 FIG. 7 is a left side elevation view of the cosmetic bottle and cap shown in FIG. 1.
 The broken lines in the drawings illustrate the portions of the design that form no part of the claim.

1 Claim, 3 Drawing Sheets

(56) **References Cited**

U.S. PATENT DOCUMENTS

D94,098 S	12/1934	Schuelke	
2,987,212 A *	6/1961	Scanlon	220/495.03
D214,554 S	7/1969	Oltman et al.	
D253,221 S *	10/1979	Flower et al.	D9/529
D373,730 S	9/1996	Baron	
D406,921 S	3/1999	Roeder	
D507,182 S	7/2005	Maddy	
D521,384 S	5/2006	Priestman	
D542,665 S	5/2007	Poe, II	
D544,351 S *	6/2007	Dittmer et al.	D9/504
D544,352 S *	6/2007	Dittmer et al.	D9/504
D545,678 S *	7/2007	Dittmer et al.	D9/504
D548,084 S *	8/2007	Dittmer et al.	D9/504
D565,952 S	4/2008	Mettler et al.	



US D638,710 S

Page 2

FOREIGN PATENT DOCUMENTS					
AU	329180	1/2010	JP	1300901	5/2007
CN	3164978D	11/2000	JP	1301541	5/2007
CN	3208948D	11/2001	JP	1351118	2/2009
CN	3222586D	2/2002	JP	1353236	3/2009
CN	300882730D	2/2009	JP	1353237	3/2009
CN	300946401D	6/2009	KR	30-113405-1	5/1991
CN	300950922D	7/2009	KR	30-168466	11/1995
CN	300973695D	8/2009	KR	30-171477	1/1996
EM	85899-1	10/2003	KR	30-175879	3/1996
EM	85899-4	10/2003	KR	30-194358	4/1997
EM	90022-2	10/2003	KR	30-175881-2	6/1997
EM	308291-1	3/2005	KR	30-206291	11/1997
EM	308291-2	3/2005	KR	30-220596	5/1998
EM	308291-3	3/2005	KR	30-273062	4/2001
EM	320411-3	4/2005	KR	30-297111	5/2002
EM	320411-4	4/2005	KR	30-434124	12/2006
EM	414529-2	10/2005	KR	30-434124-1	1/2007
EM	435789-1	11/2005	KR	30-437468	1/2007
EM	441191-1	11/2005	KR	30-439628	2/2007
EM	543814-1	6/2006	KR	30-479982	2/2008
EM	578778-1	8/2006	WO	DM/000405	10/1980
EM	608070-1	10/2006	WO	DM/003105	11/1983
EM	646674-12	1/2007	WO	DM/010541	3/1988
EM	646674-13	1/2007	WO	DM/010994	5/1988
EM	1087431-1	2/2009	WO	DM/015134	11/1989
EM	1146823-2	6/2009	WO	DM/043682	4/1998
EM	1146823-3	6/2009	WO	DM/044584	7/1998
JP	1056535	12/1999	WO	DM/046599	4/1999
JP	1086060	9/2000	WO	DM/047604	6/1999
JP	1133672	2/2002	WO	DM/047898	7/1999
JP	1135083	3/2002	WO	DM/052003	8/2000
JP	1175379	6/2003	WO	DM/055609	5/2001
JP	1233524	3/2005	WO	DM/058181	1/2002
JP	1247173	8/2005	WO	DM/066058	5/2005
JP	1294440	2/2007	WO	DM/068283	11/2006

* cited by examiner

FIG. 1

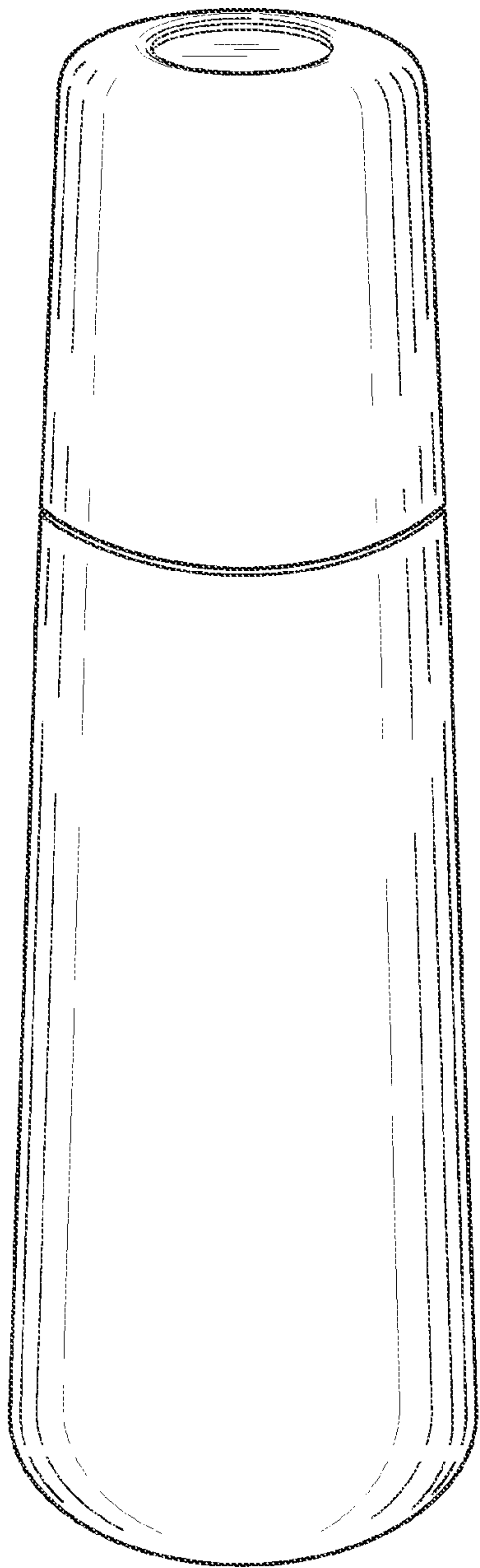


FIG. 2

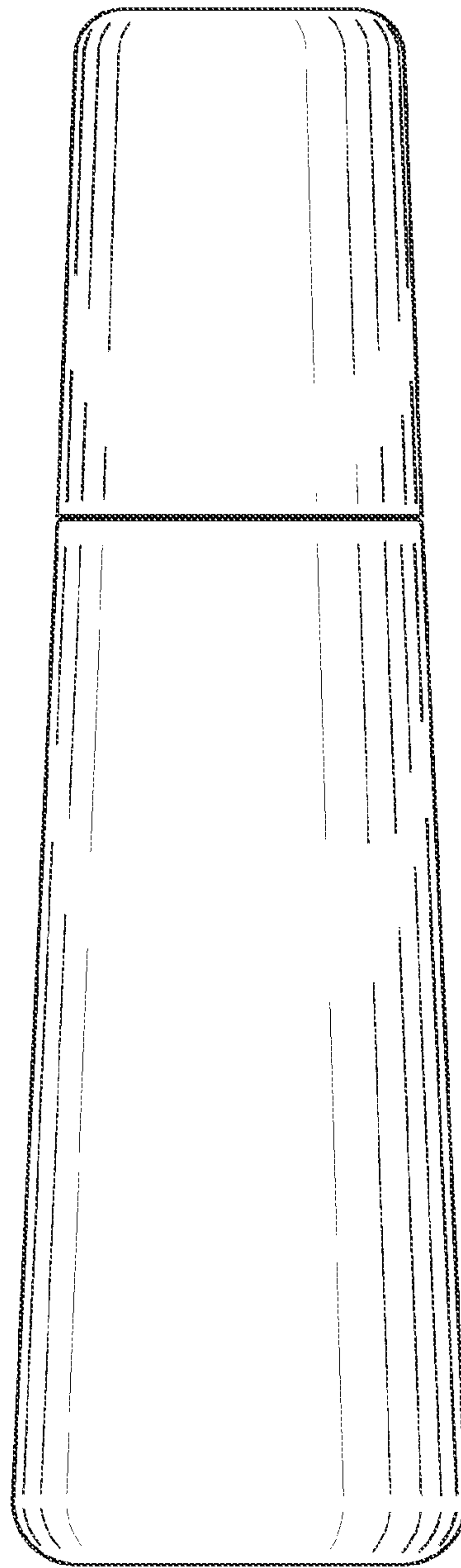


FIG. 3

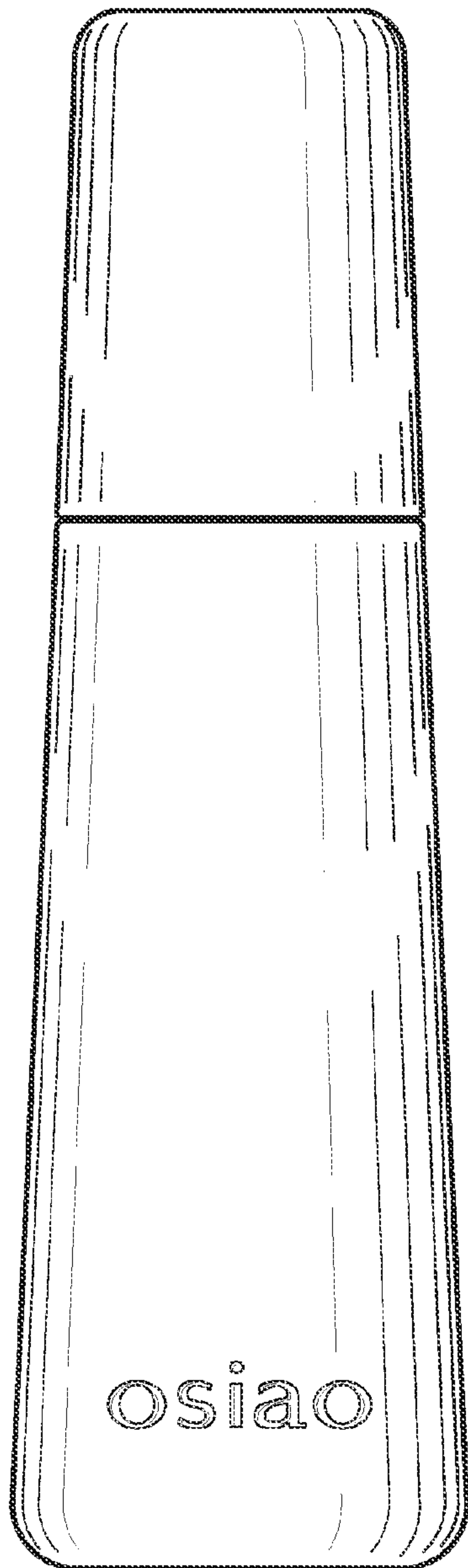


FIG. 4

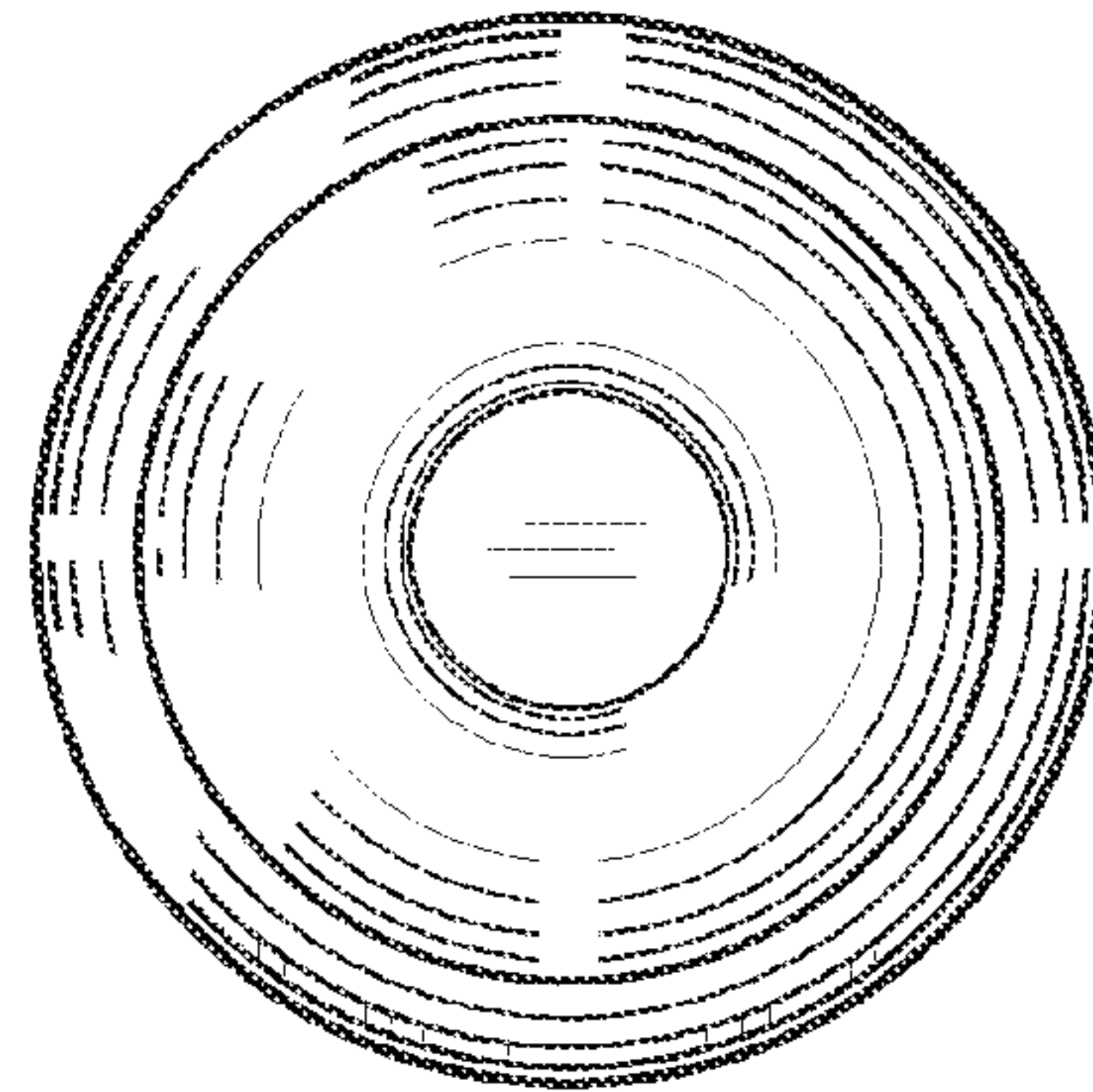


FIG. 5

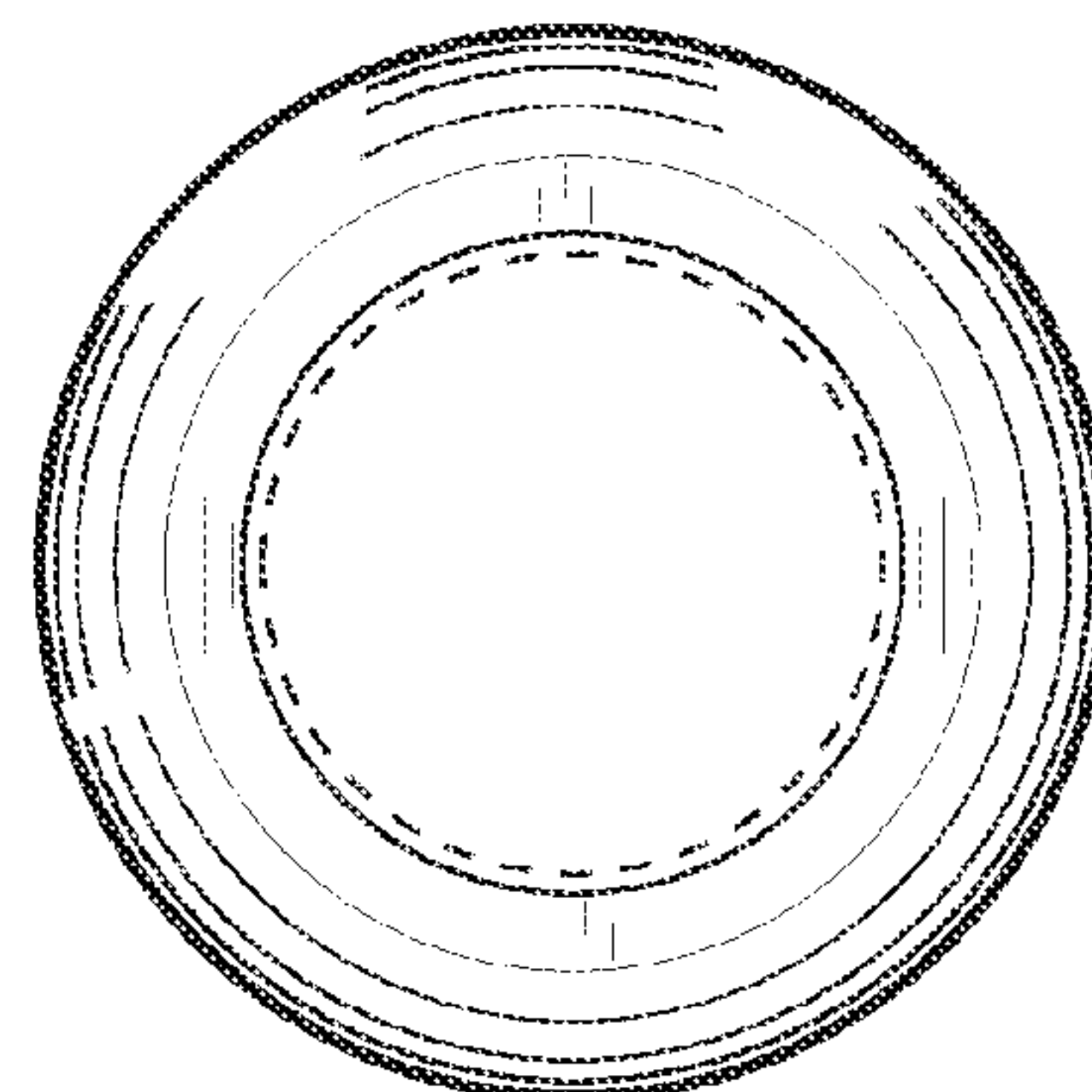


FIG. 6




FIG. 7

