



US00D638676S

(12) **United States Design Patent**  
**Huang**

(10) **Patent No.:** **US D638,676 S**

(45) **Date of Patent:** **\*\* May 31, 2011**

(54) **GARDENING SHEARS**

(75) Inventor: **Yao-Chung Huang**, Lu-Kang Town (TW)

(73) Assignee: **Ho Cheng Garden Tools Co., Ltd.**, Fu Shing Hsiang, Chang Hua Hsien (TW)

(\*\*) Term: **14 Years**

(21) Appl. No.: **29/369,428**

(22) Filed: **Sep. 8, 2010**

(51) **LOC (9) Cl.** ..... **08-01**

(52) **U.S. Cl.** ..... **D8/5**

(58) **Field of Classification Search** ..... D8/15,  
D8/52, 58; 30/131, 260, 193, 194, 296.1  
See application file for complete search history.

(56) **References Cited**

**U.S. PATENT DOCUMENTS**

D393,577 S \* 4/1998 Huang ..... D8/5  
5,898,998 A \* 5/1999 Deville ..... 30/193  
D437,751 S \* 2/2001 Lin ..... D8/5

D479,960 S \* 9/2003 Huang ..... D8/5  
D481,273 S \* 10/2003 Huang ..... D8/5  
D501,379 S \* 2/2005 Lipscomb et al. .... D8/5

\* cited by examiner

*Primary Examiner* — Holly Baynham

*Assistant Examiner* — Sheryl Lane

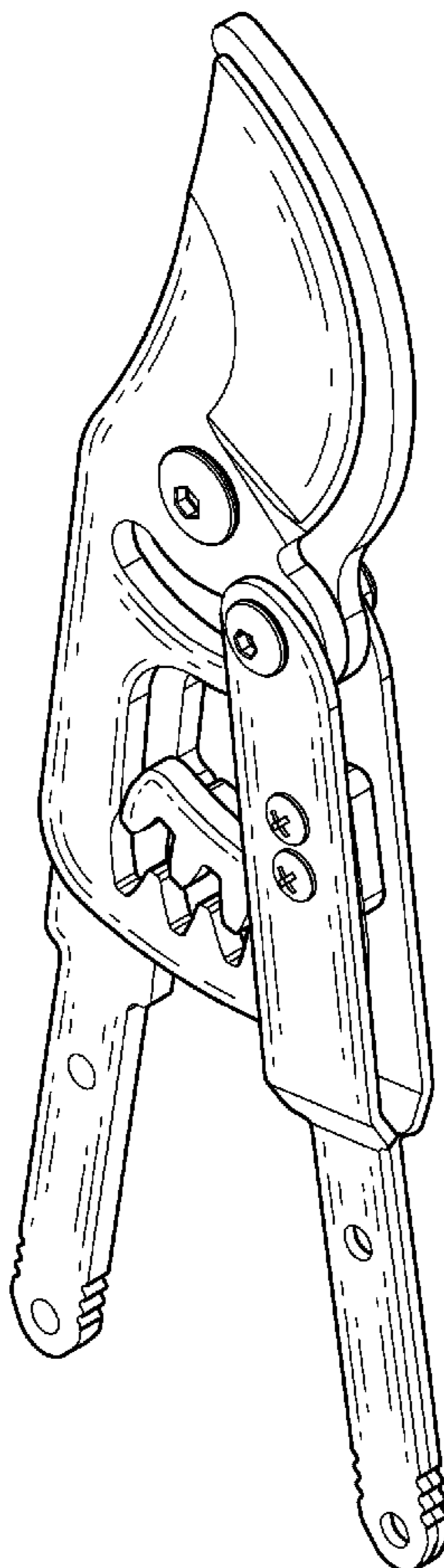
(57) **CLAIM**

The ornamental design for a gardening shears, as shown and described.

**DESCRIPTION**

FIG. 1 is a perspective view of a gardening shears showing my new design;  
FIG. 2 is a front view of the embodiment shown in FIG. 1;  
FIG. 3 is a rear view of the embodiment shown in FIG. 1;  
FIG. 4 is a left side view of the embodiment shown in FIG. 1;  
FIG. 5 is a right side view of the embodiment shown in FIG. 1;  
FIG. 6 is a top view of the embodiment shown in FIG. 1; and,  
FIG. 7 is a bottom view of the embodiment shown in FIG. 1.

**1 Claim, 4 Drawing Sheets**



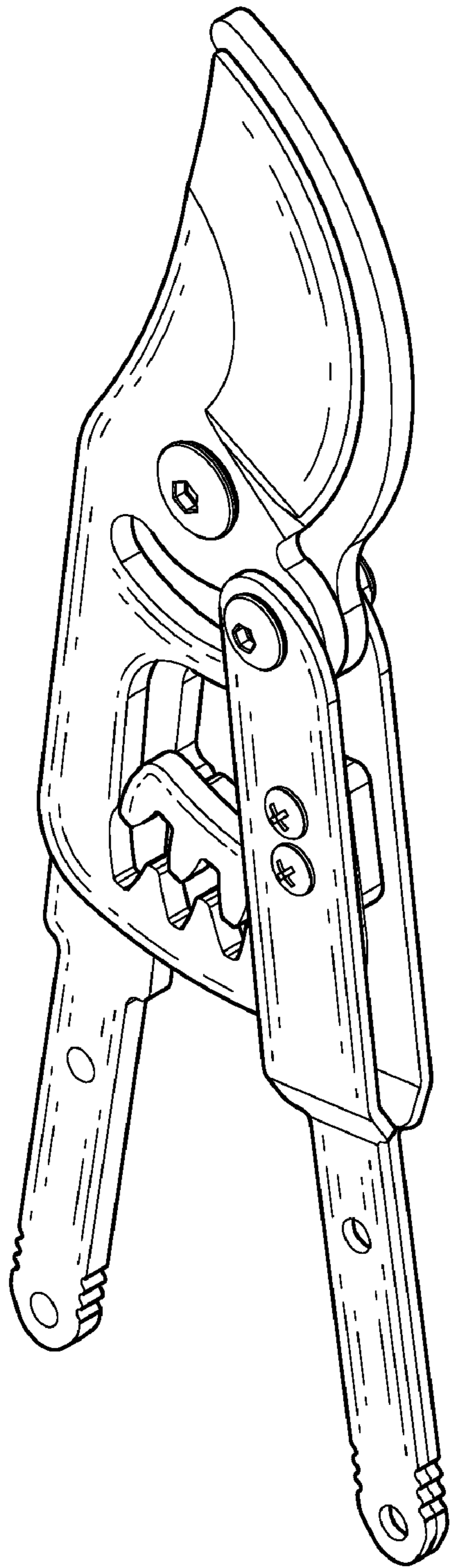


FIG. 1

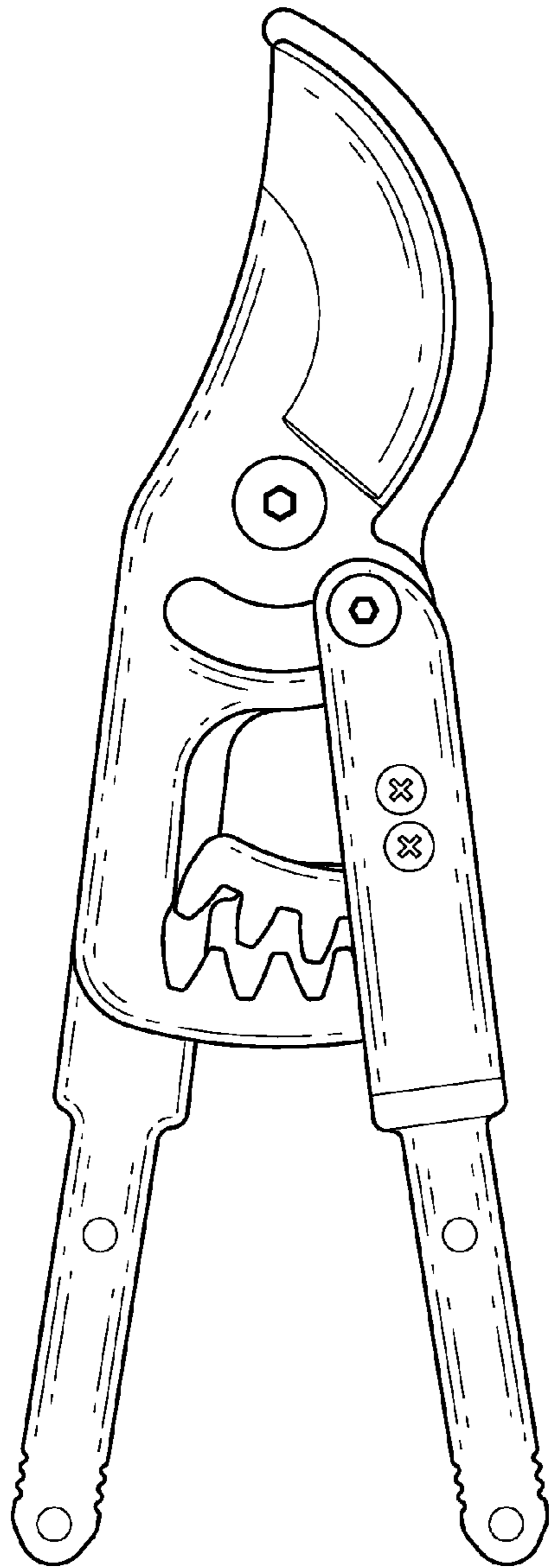


FIG. 2

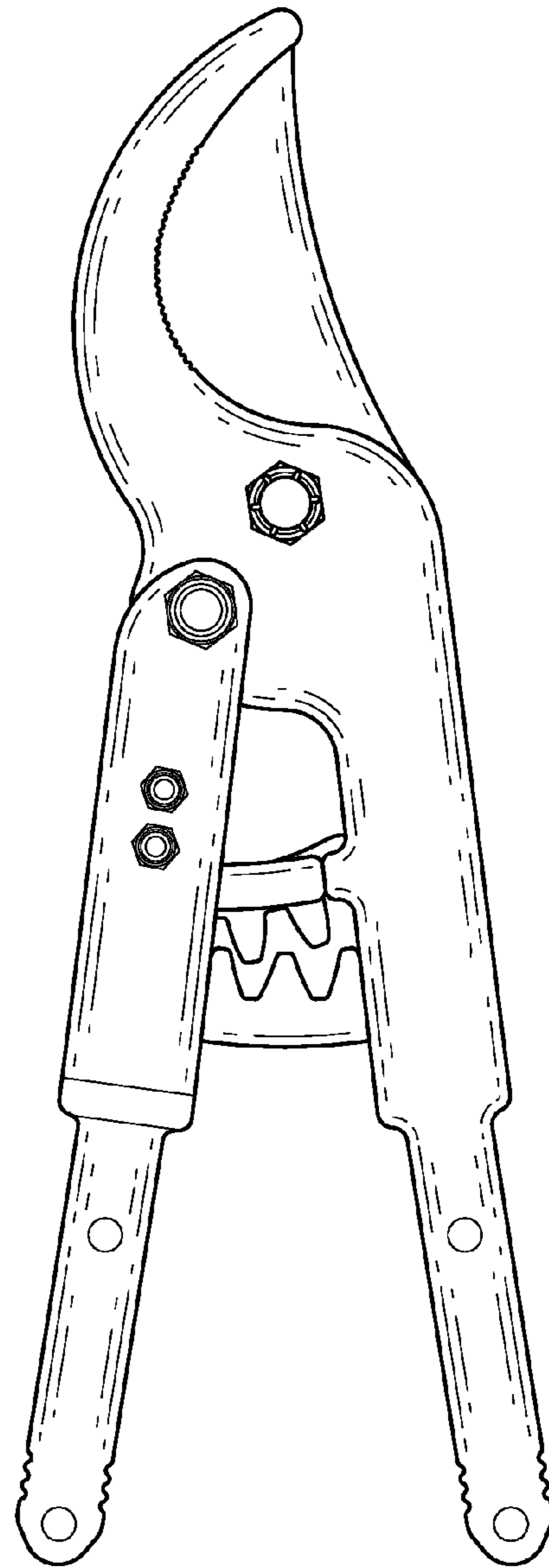


FIG. 3

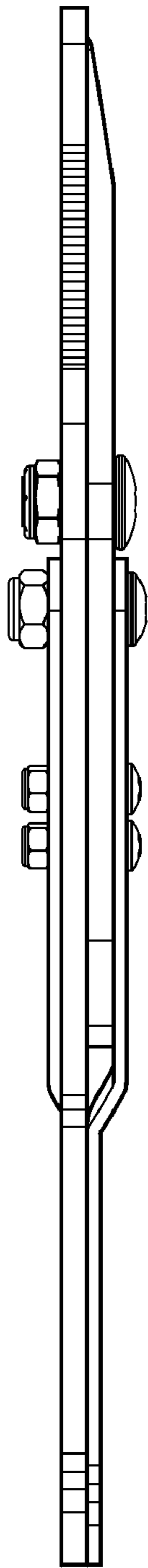


FIG. 4

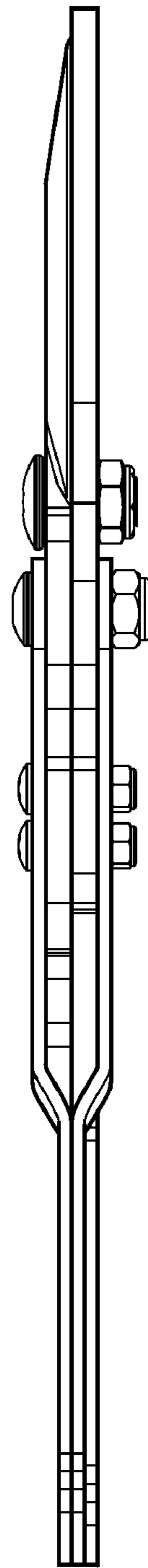


FIG. 5

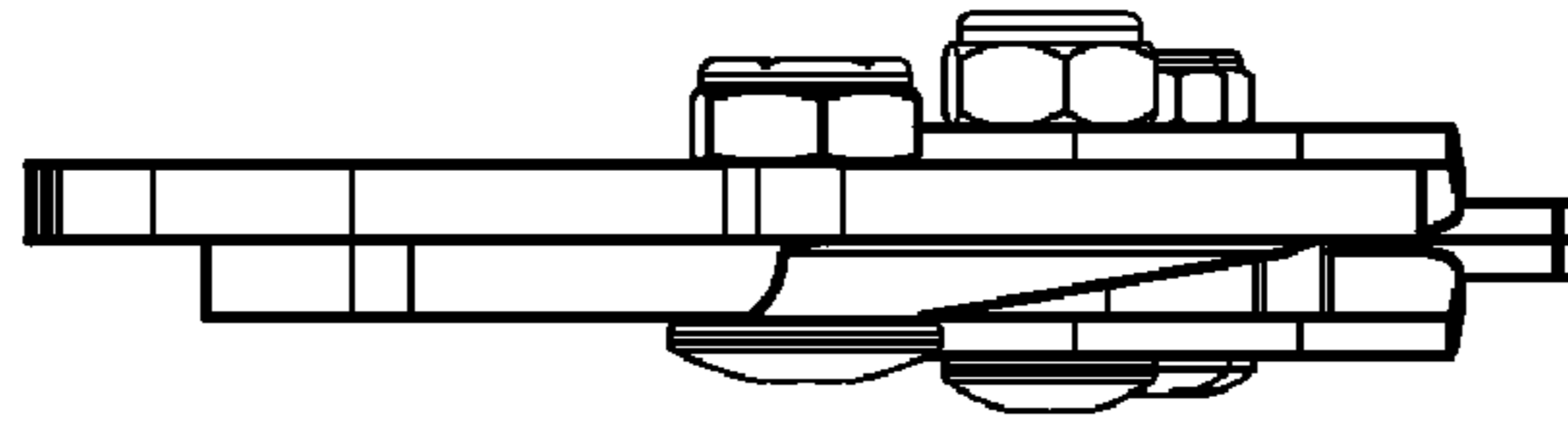


FIG. 6

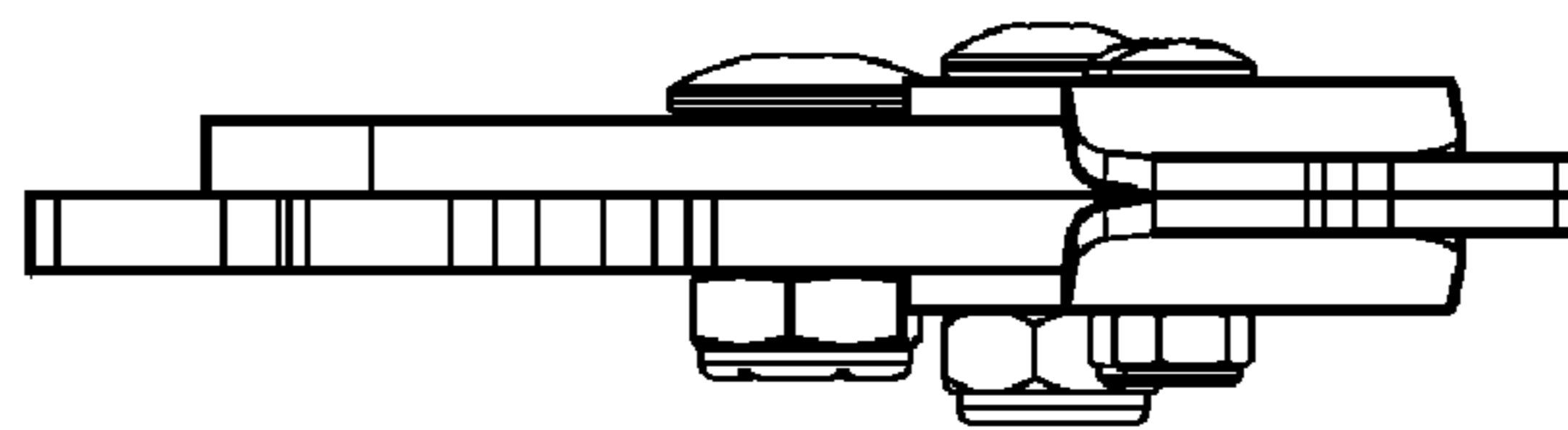


FIG. 7