



US00D638675S

(12) **United States Design Patent**
Huang

(10) **Patent No.:** **US D638,675 S**

(45) **Date of Patent:** **** May 31, 2011**

(54) **GARDENING SHEARS**

(75) Inventor: **Yao-Chung Huang**, Lu-Kang Town
(TW)

(73) Assignee: **Ho Cheng Garden Tools Co., Ltd.**, Fu
Shing Hsiang, Chang Hua Hsien (TW)

(**) Term: **14 Years**

(21) Appl. No.: **29/369,422**

(22) Filed: **Sep. 8, 2010**

(51) **LOC (9) Cl.** **08-01**

(52) **U.S. Cl.** **D8/5**

(58) **Field of Classification Search** D8/15,
D8/52, 58; 30/131, 260, 193, 194, 296.1
See application file for complete search history.

(56) **References Cited**

U.S. PATENT DOCUMENTS

- D393,577 S * 4/1998 Huang D8/5
- 5,898,998 A * 5/1999 Deville 30/193
- D437,751 S * 2/2001 Lin D8/5

- D479,960 S * 9/2003 Huang D8/5
- D481,273 S * 10/2003 Huang D8/5
- D501,379 S * 2/2005 Lipscomb et al. D8/5

* cited by examiner

Primary Examiner — Holly Baynham

Assistant Examiner — Sheryl Lane

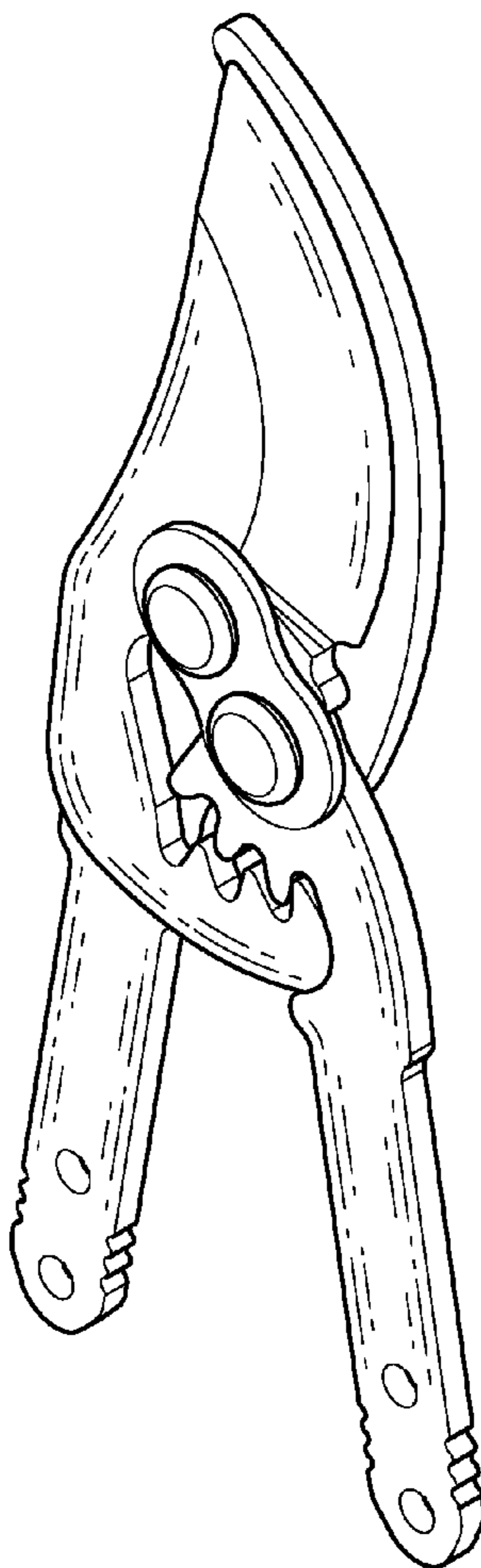
(57) **CLAIM**

The ornamental design for a gardening shears, as shown and described.

DESCRIPTION

FIG. 1 is a perspective view of a gardening shears showing my new design;
 FIG. 2 is a front view of the embodiment shown in FIG. 1;
 FIG. 3 is a rear view of the embodiment shown in FIG. 1;
 FIG. 4 is a left side view of the embodiment shown in FIG. 1;
 FIG. 5 is a right side view of the embodiment shown in FIG. 1;
 FIG. 6 is a top view of the embodiment shown in FIG. 1; and,
 FIG. 7 is a bottom view of the embodiment shown in FIG. 1.

1 Claim, 4 Drawing Sheets



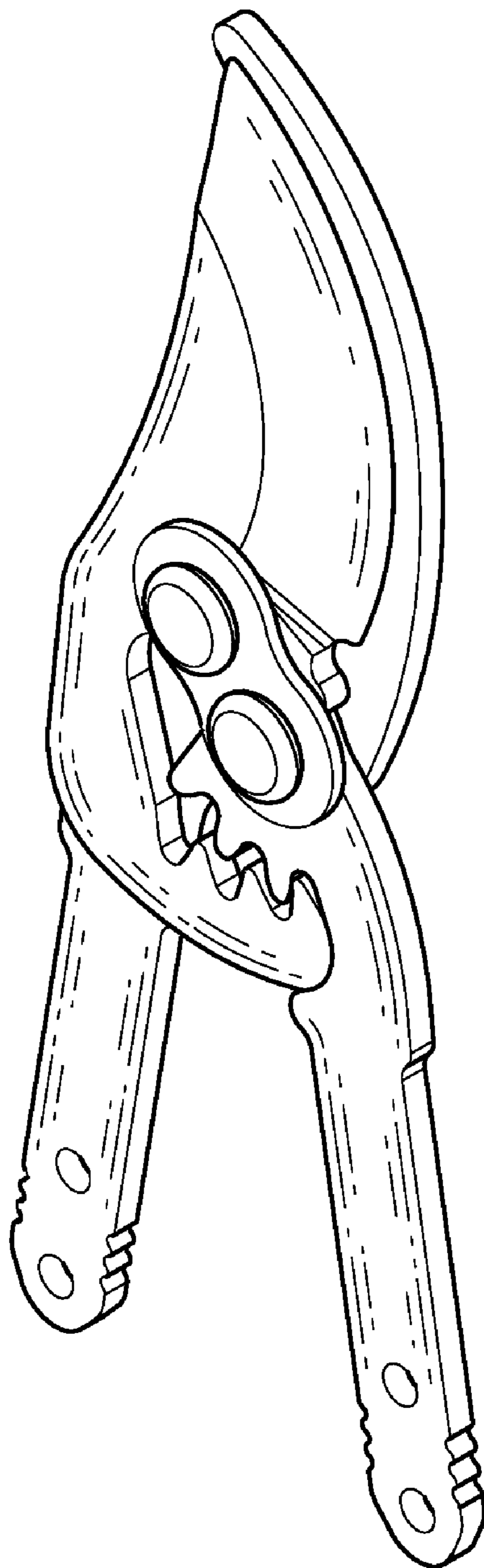


FIG. 1

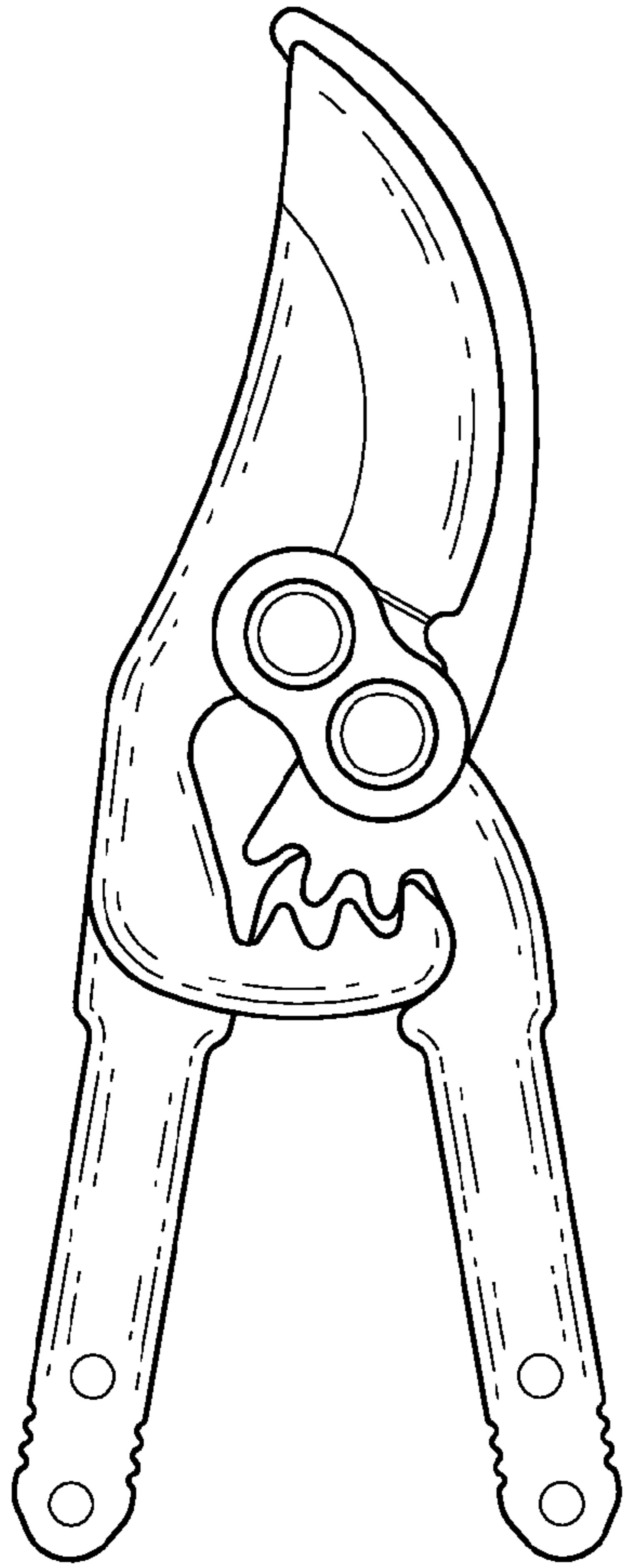


FIG. 2




FIG. 3

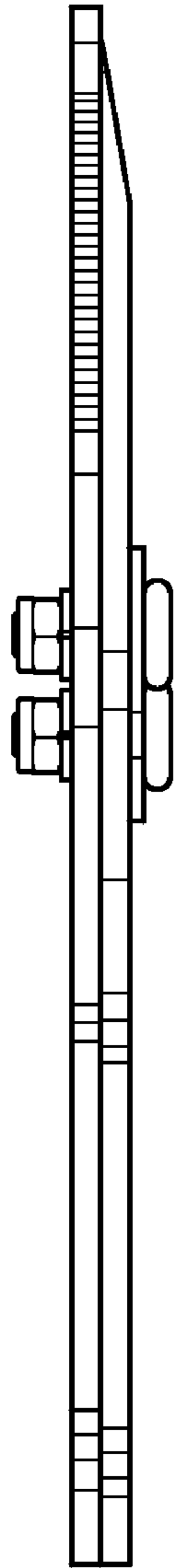


FIG. 4

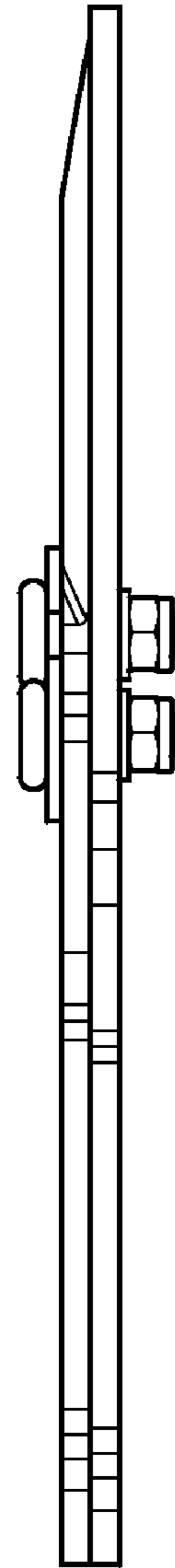


FIG. 5

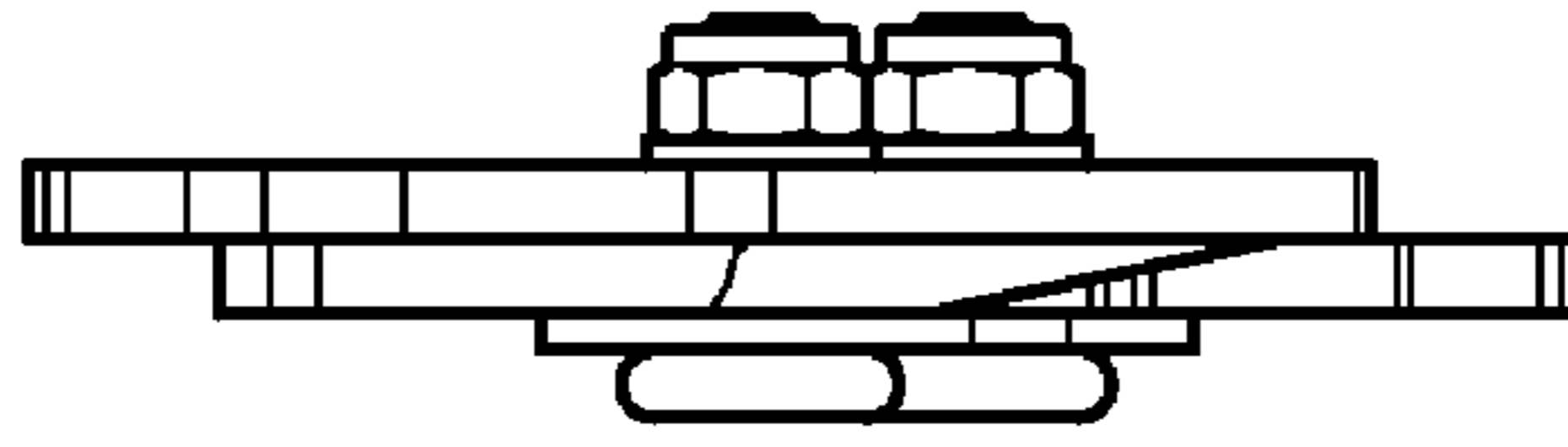


FIG. 6

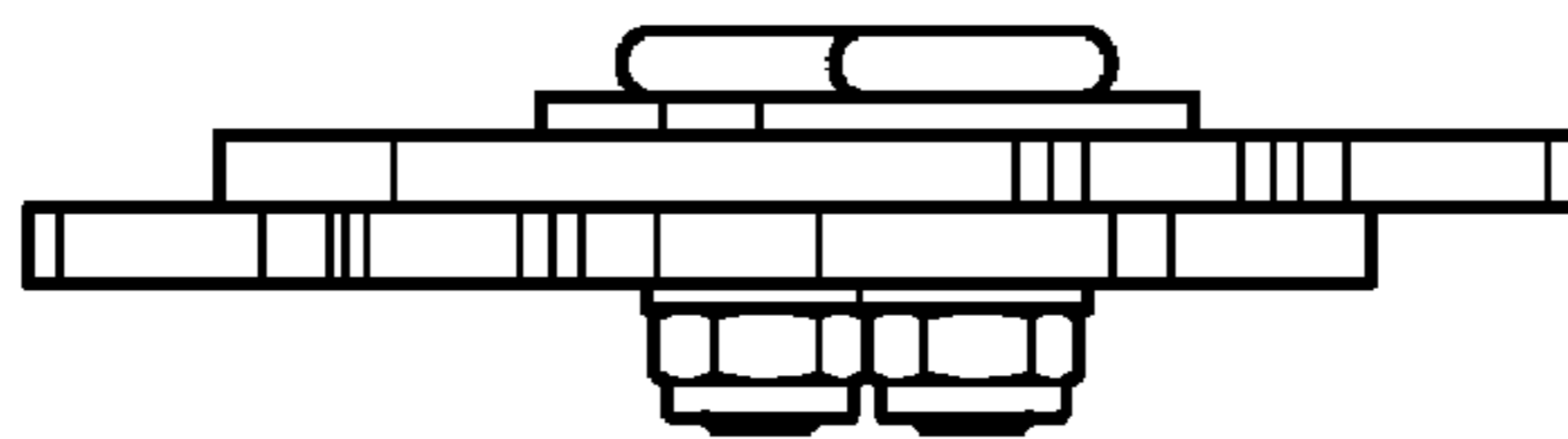


FIG. 7