



US00D638644S

(12) **United States Design Patent**
Tawil

(10) **Patent No.:** **US D638,644 S**

(45) **Date of Patent:** **** May 31, 2011**

(54) **PAPER ROLL HOLDER**

(75) Inventor: **Joseph Tawil**, Brooklyn, NY (US)

(73) Assignee: **IDP L.L.C.**, New York, NY (US)

(**) Term: **14 Years**

(21) Appl. No.: **29/376,472**

(22) Filed: **Oct. 7, 2010**

(51) **LOC (9) Cl.** **20-02**

(52) **U.S. Cl.** **D6/520; D3/306**

(58) **Field of Classification Search** D6/515-523,
D6/566, 552; D3/201, 304, 305, 306; 206/389,
206/391; 211/13.1, 86.01, 87.01, 71.01,
211/181.1; 242/580, 590; 248/309.1; D34/1;
D11/148; 220/489

See application file for complete search history.

(56) **References Cited**

U.S. PATENT DOCUMENTS

1,599,243 A * 9/1926 Parker 220/489
2,121,403 A * 6/1938 Lapinskas 220/489

D382,710 S * 8/1997 Henderson D3/305
D540,083 S * 4/2007 Snell D6/523
D542,581 S * 5/2007 Goodman et al. D6/520
D564,814 S * 3/2008 Snider D6/520
D601,770 S * 10/2009 Skalka D34/1
D618,021 S * 6/2010 Guindi D6/520
D619,839 S * 7/2010 Guindi D6/520

* cited by examiner

Primary Examiner — Brian N Vinson

(74) *Attorney, Agent, or Firm* — Kirschstein et al.

(57) **CLAIM**

The ornamental design for a paper roll holder, as shown.

DESCRIPTION

FIG. 1 is a front elevational view of a paper roll holder according to my new design;

FIG. 2 is a top plan view thereof;

FIG. 3 is a side elevational view thereof;

FIG. 4 is a rear elevational view thereof; and,

FIG. 5 is a bottom plan view thereof.

1 Claim, 4 Drawing Sheets

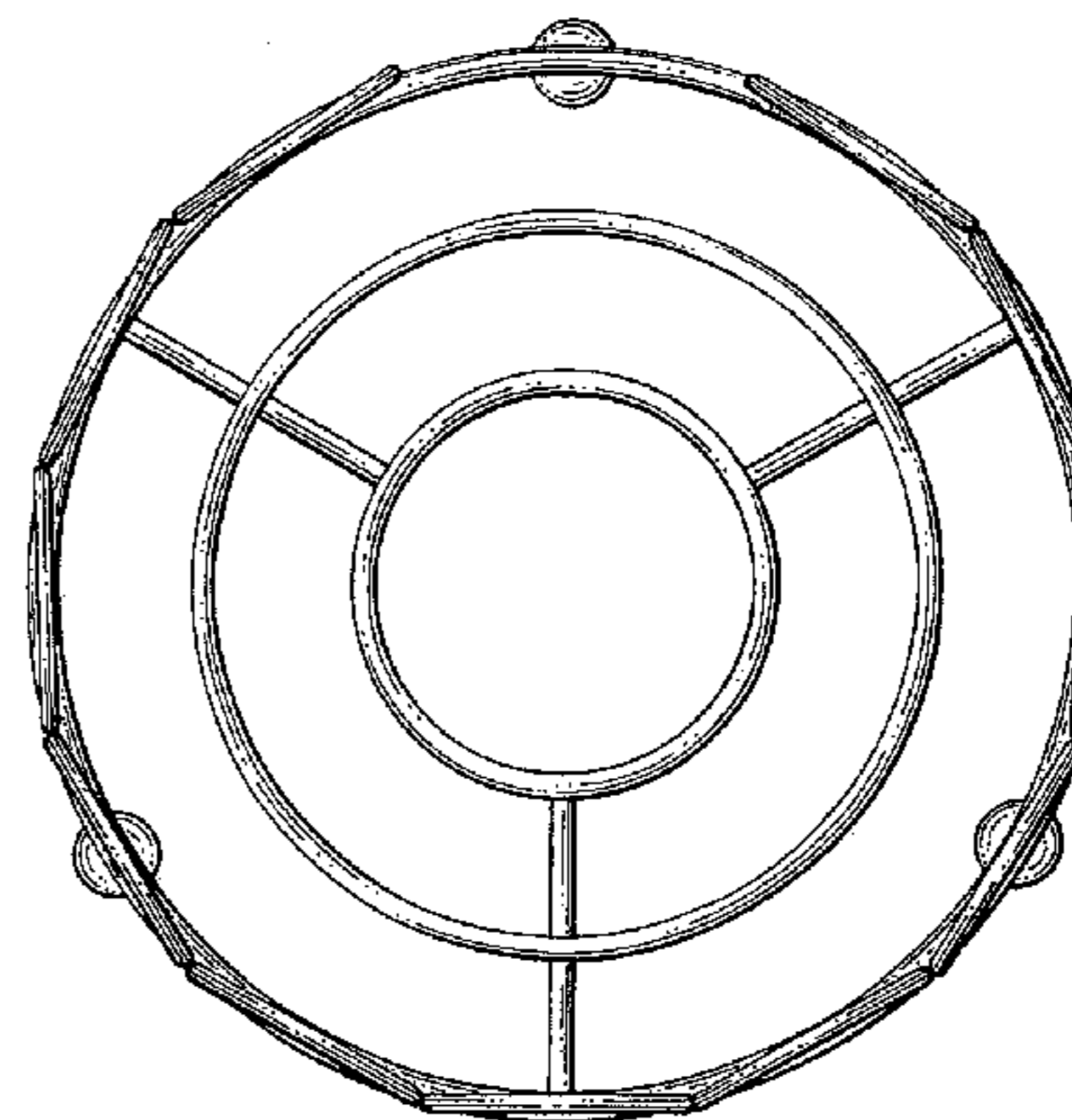



FIG. 1




FIG. 2

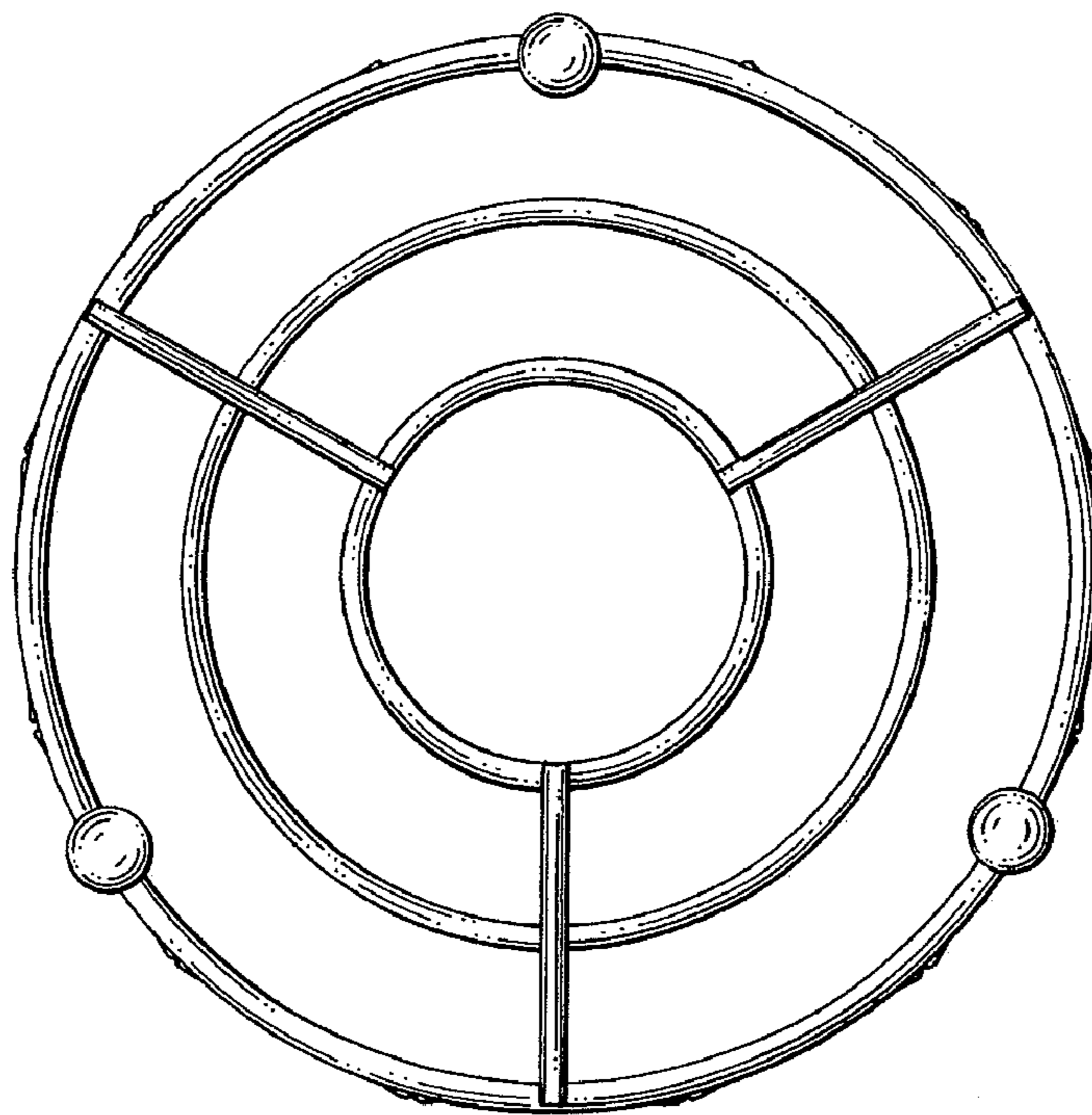
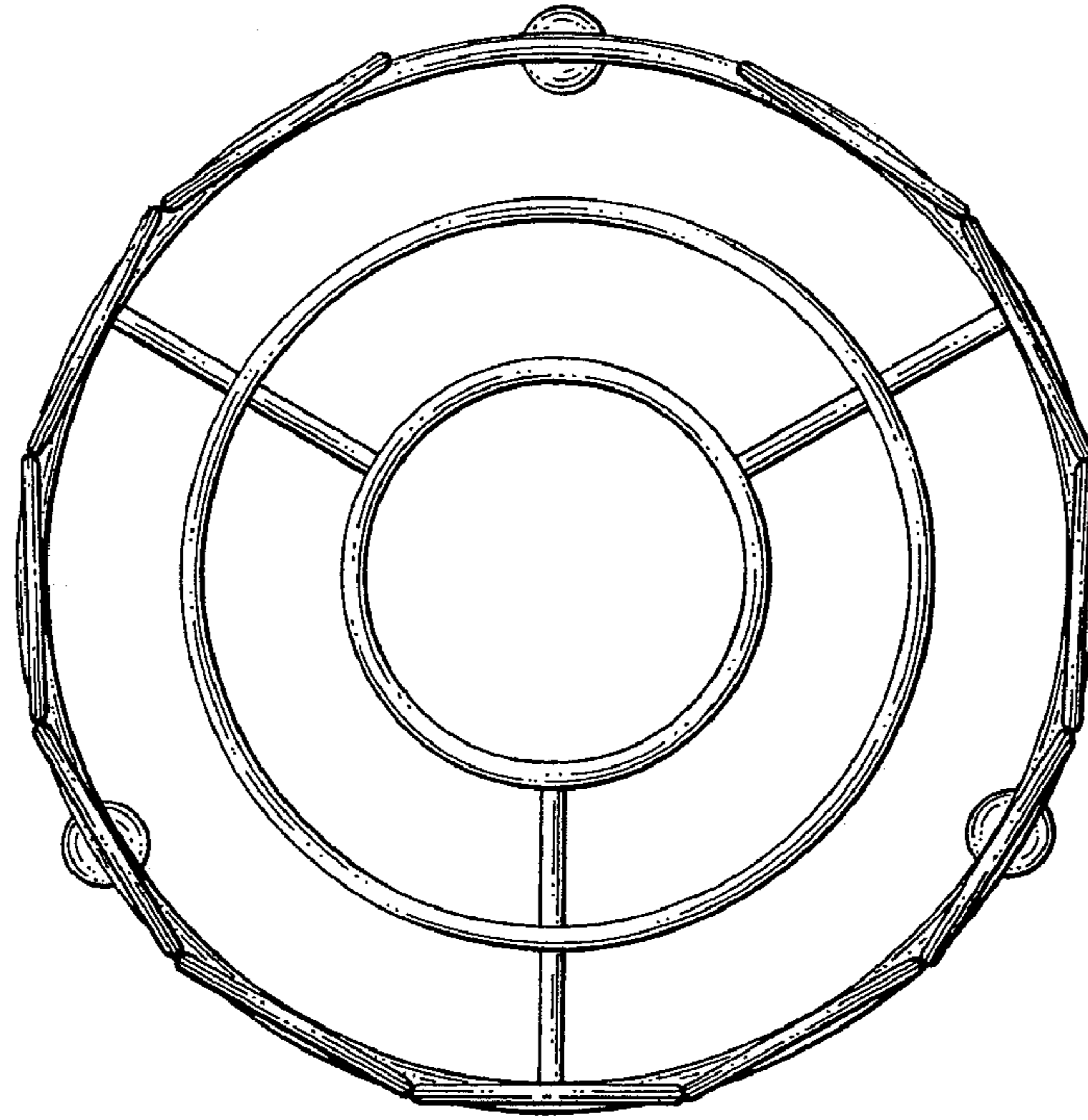



FIG. 5

FIG. 3






FIG. 4