



US00D638639S

(12) **United States Design Patent**
Ma

(10) **Patent No.:** **US D638,639 S**

(45) **Date of Patent:** **** *May 31, 2011**

(54) **RETAIL DISPLAY ARTICLE**

(75) Inventor: **Kwai Kit Brian Ma**, Guangzhou (CN)

(73) Assignee: **The Procter & Gamble Company**,
Cincinnati, OH (US)

(**) Term: **14 Years**

(21) Appl. No.: **29/370,257**

(22) Filed: **Jun. 21, 2010**

(51) **LOC (9) Cl.** **06-04**

(52) **U.S. Cl.** **D6/449**

(58) **Field of Classification Search** D6/431,
D6/477, 470, 468, 479, 574, 414, 396, 397,
D6/449; 211/187, 134, 193, 85.29, 85.2,
211/50, 49.1, 42, 40, 43, 207; D14/126,
D14/129; 108/91-93, 107, 149-151

See application file for complete search history.

(56) **References Cited**

U.S. PATENT DOCUMENTS

3,640,389	A *	2/1972	Snyder	211/187
D243,891	S *	4/1977	Snyder	D6/431
4,785,946	A *	11/1988	Sorensen	211/187
4,919,282	A *	4/1990	Duff et al.	211/134
5,014,862	A *	5/1991	Bustos	211/193
D334,495	S *	4/1993	Bustos	D6/470
D336,725	S *	6/1993	Emanuel	D6/477
D394,360	S *	5/1998	Geier et al.	D6/414
D427,457	S *	7/2000	Heiny et al.	D6/477
D458,053	S *	6/2002	Luong	D6/477
D465,108	S *	11/2002	Gratiot	D6/468
D465,356	S *	11/2002	Muller	D6/477
6,640,983	B2 *	11/2003	Miller, Jr.	211/85.29
D505,576	S *	5/2005	Chang	D6/477

D546,095	S *	7/2007	Sexton	D6/477
D547,585	S *	7/2007	Netto et al.	D6/574
D560,402	S *	1/2008	Lev	D6/479
D607,669	S *	1/2010	Trinh et al.	D6/477
D617,121	S *	6/2010	Walsh	D6/477

OTHER PUBLICATIONS

Photos of shelving unit taken at different angles, taken in Jul. 2008 in a Watsons store in Guangzhou, China; 2 sheets.

U.S. Appl. No. 29/370,256, filed Jun. 21, 2010, Kwai Kit Brian MA.

U.S. Appl. No. 29/352,388, filed Dec. 21, 2009, Kwai Kit Brian MA.

U.S. Appl. No. 29/352,385, filed Dec. 21, 2009, Kwai Kit Brian MA.

* cited by examiner

Primary Examiner — Philip S Hyder

Assistant Examiner — Sydney R Buffalow

(74) *Attorney, Agent, or Firm* — Eric T. Addington; S. Robert Chuey; James C. Vago

(57) **CLAIM**

The ornamental design for a retail display article, as shown and described.

DESCRIPTION

FIG. 1 is a perspective view of a retail display article, embodying our new design;

FIG. 2 is a front view thereof;

FIG. 3 is a back view thereof;

FIG. 4 is a top plan view thereof;

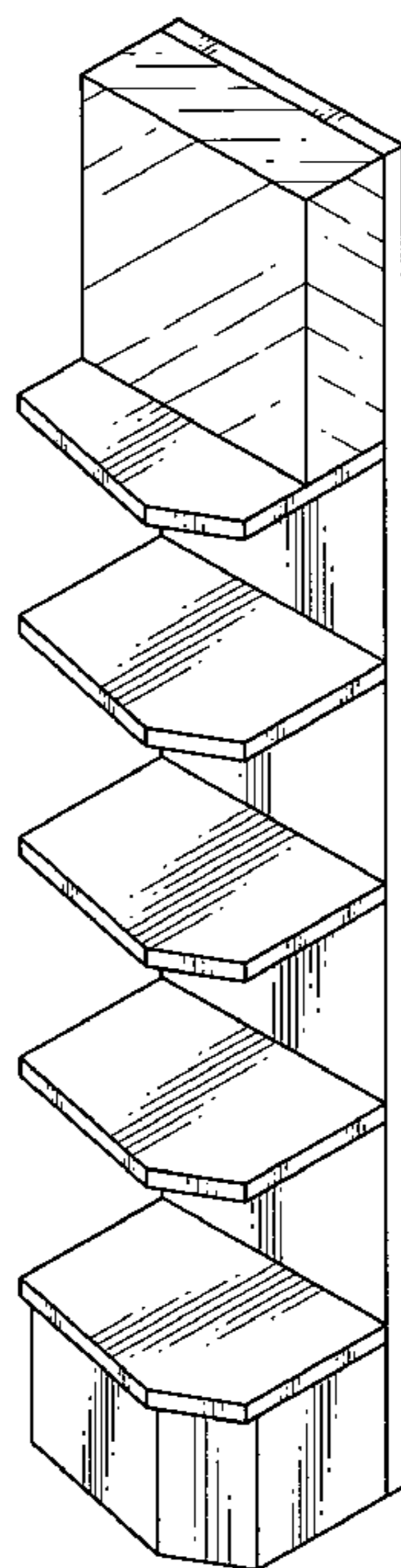
FIG. 5 is a bottom view thereof;

FIG. 6 is a left side view thereof;

FIG. 7 is a right side view thereof; and,

FIG. 8 is a cross sectional view taken along the line 8—8 of FIG. 2.

1 Claim, 6 Drawing Sheets



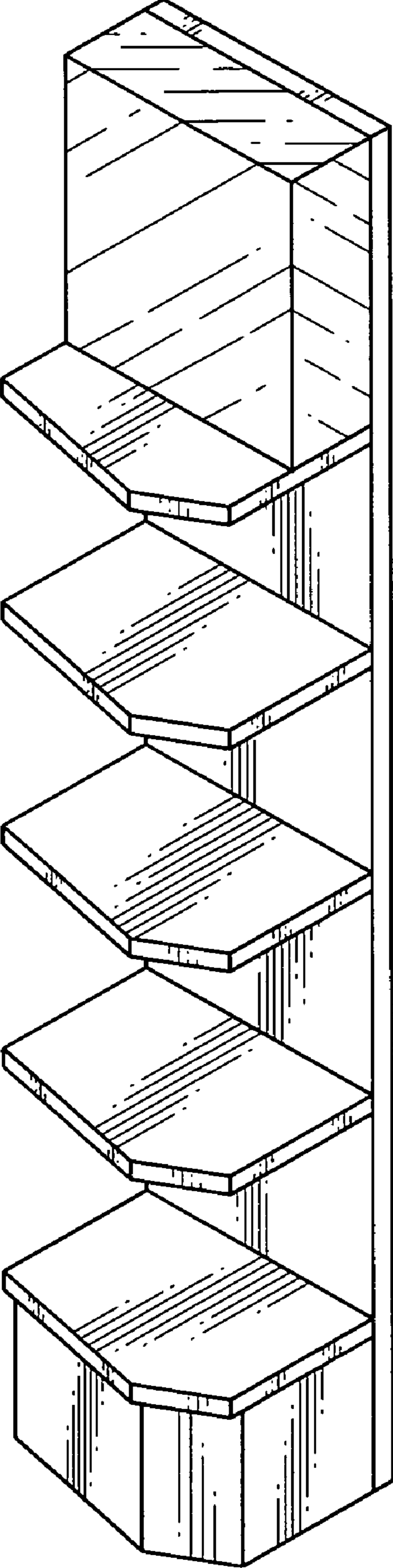


Fig. 1

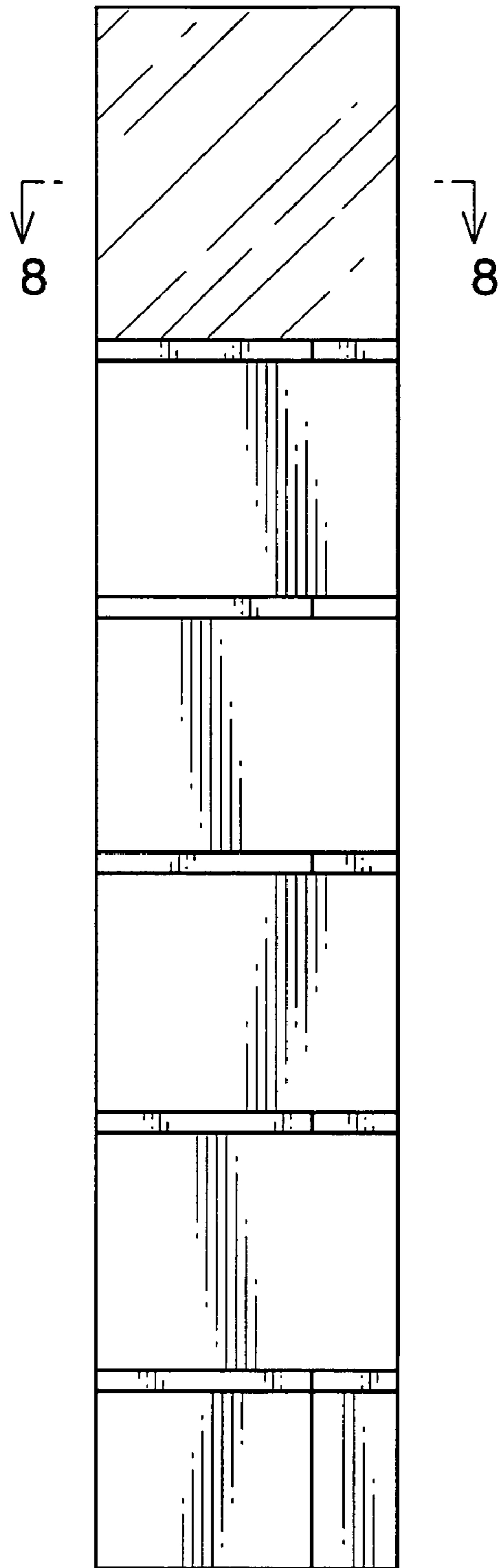


Fig. 2

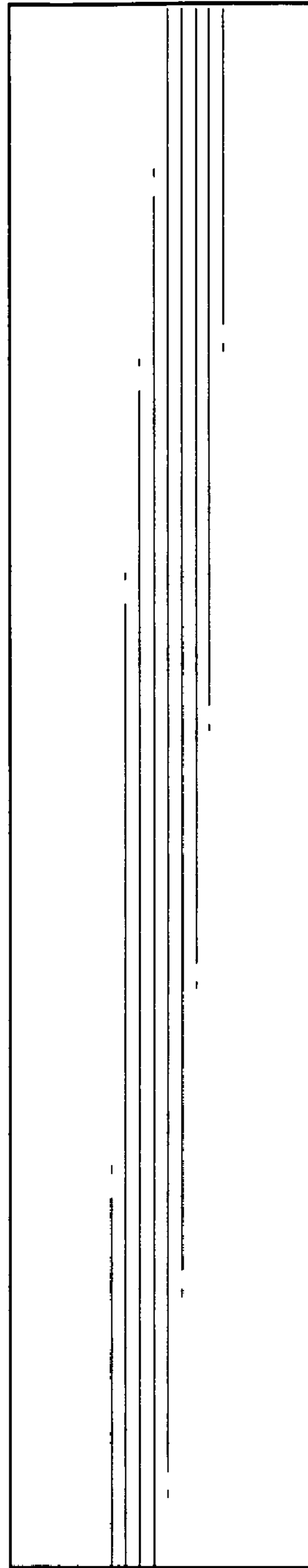


Fig. 3

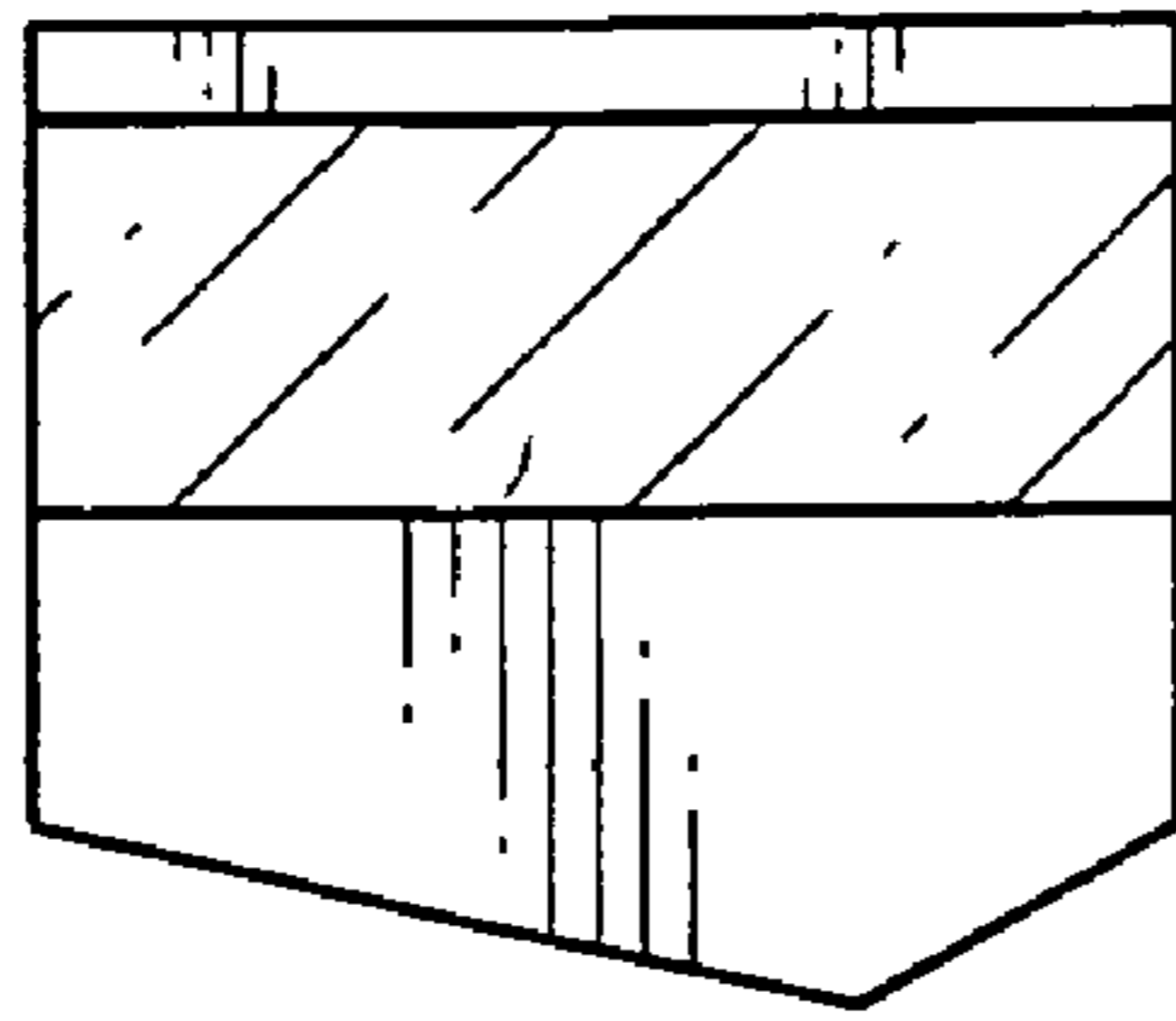


Fig. 4

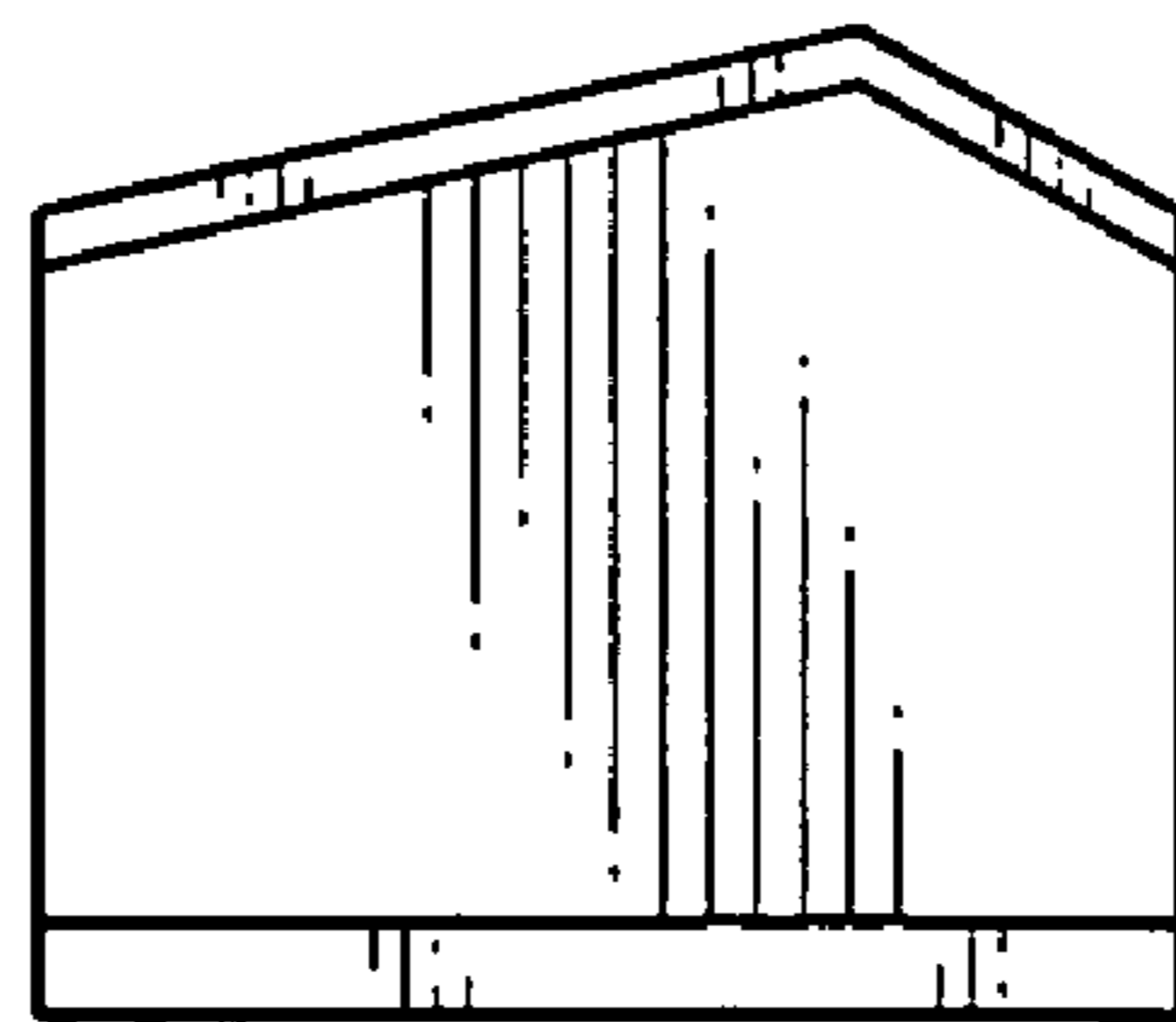


Fig. 5

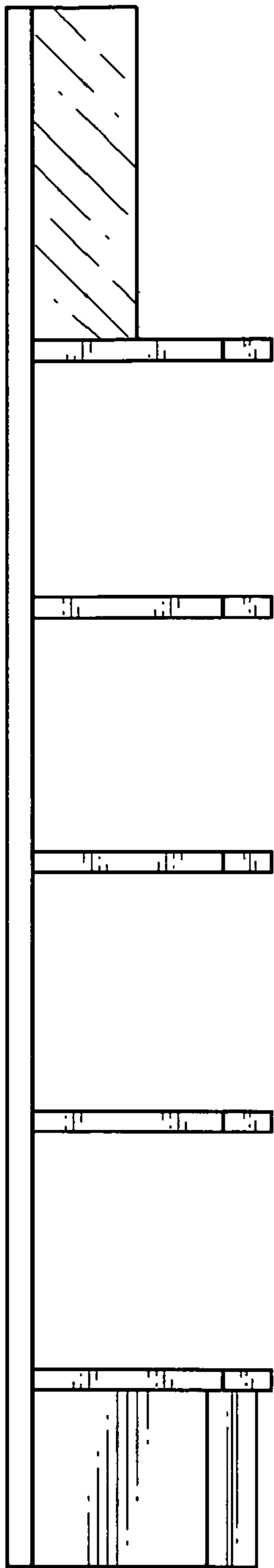


Fig. 6

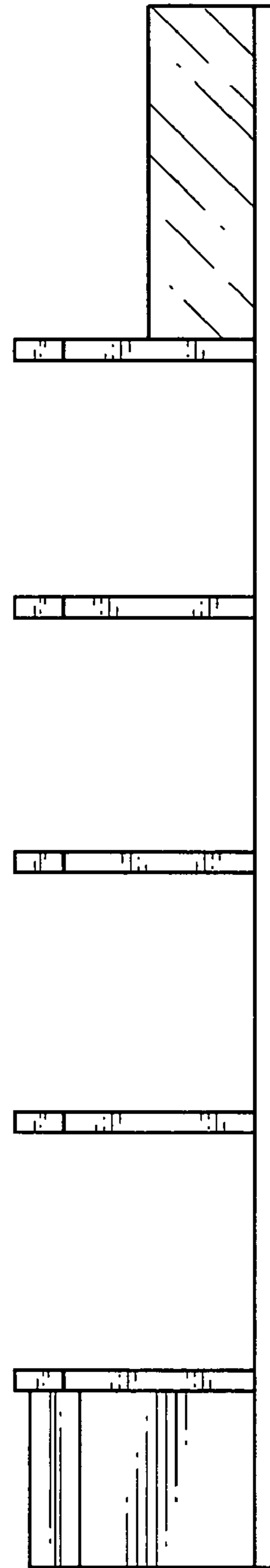


Fig. 7

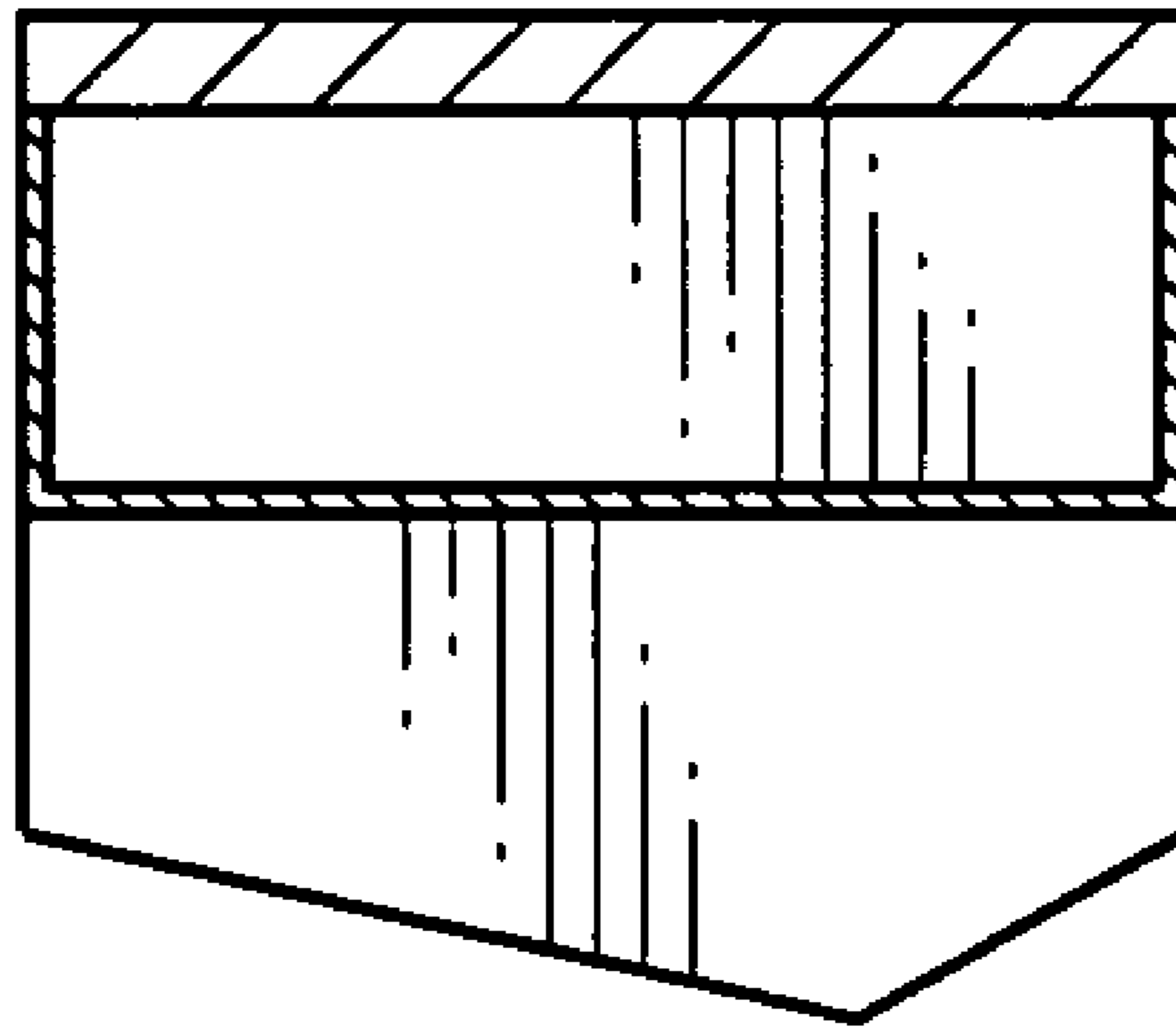


Fig. 8