



US00D638636S

(12) **United States Design Patent**
Chauss et al.

(10) **Patent No.:** **US D638,636 S**

(45) **Date of Patent:** **** May 31, 2011**

(54) **LAP DESK**

(75) Inventors: **Jamie Chauss**, Stuart, FL (US); **Lau Yau Shun**, Hong Kong (CN)

(73) Assignee: **Prime Source Accessories, Inc.**, Stuart, FL (US)

(**) Term: **14 Years**

(21) Appl. No.: **29/264,402**

(22) Filed: **Aug. 9, 2006**

(51) **LOC (9) Cl.** **06-02**

(52) **U.S. Cl.** **D6/406.3**

(58) **Field of Classification Search** D6/406.1,
D6/406.6, 339, 419, 429, 430; D12/133,
D12/416, 419, 426.1; D14/447, 457; D7/550.1,
D7/550.2, 552.2, 552.5, 554.3, 554.4; 108/25,
108/42-43, 150; 220/575, 679, 632, 670,
220/339, 574, 17.1; 211/11, 126

See application file for complete search history.

(56) **References Cited**

U.S. PATENT DOCUMENTS

D305,015 S	12/1989	Roche	D6/406.3
D308,450 S	6/1990	Harris et al.	D6/406.6
5,081,936 A	1/1992	Drieling	108/43
5,090,334 A	2/1992	Sutton	108/43
D331,330 S	12/1992	Bennett et al.	D6/406.3
D338,574 S	8/1993	Schroeder et al.	D6/406.2
D380,727 S	7/1997	Gilstrap	D12/425
5,692,815 A	12/1997	Murphy	108/43
D411,388 S	6/1999	Sacco	D6/406.6
D467,933 S	12/2002	Hovsepian	D14/458
D475,550 S	6/2003	Cote et al.	D6/406.3

6,957,612 B2 *	10/2005	Conlee	108/43
D519,121 S *	4/2006	Zamanian	D14/447
7,032,772 B2 *	4/2006	McCaslin	220/737
D524,319 S *	7/2006	Zamanian	D14/447
D526,810 S	8/2006	Lorr et al.	D6/406.5

OTHER PUBLICATIONS

Two (2) photographs of a lap desk that was on sale in the United States prior to Sep. 13, 2003.

Four (4) photographs of a lap desk that was on sale in the United States prior to Aug. 9, 2005.

Express Abandonment Under 37 C.F.R. 1.138 for U.S. Appl. No. 29/288,282, dated Oct. 6, 2010 (1 page).

* cited by examiner

Primary Examiner — Ian Simmons

Assistant Examiner — Charles Hanson

(74) *Attorney, Agent, or Firm* — Westman, Champlin & Kelly, P.A.

(57) **CLAIM**

The ornamental design for a lap desk, as shown and described.

DESCRIPTION

FIG. 1 is a perspective view of a lap desk showing our new design;

FIG. 2 is a top plan view thereof;

FIG. 3 is a front elevational view thereof;

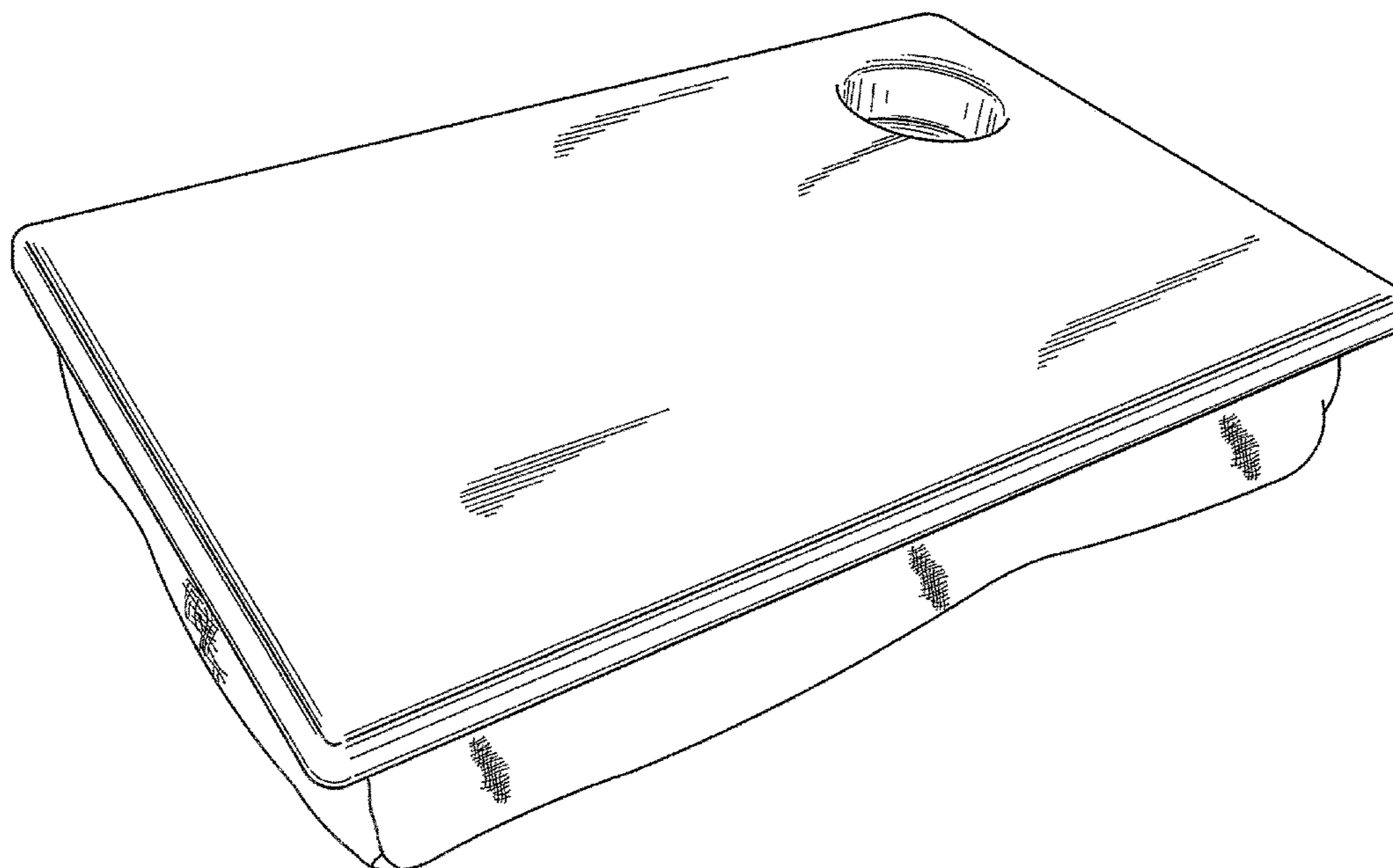
FIG. 4 is a right side view thereof;

FIG. 5 is a left side view thereof;

FIG. 6 is a rear elevational view; and,

FIG. 7 is a bottom plan view thereof.

1 Claim, 6 Drawing Sheets



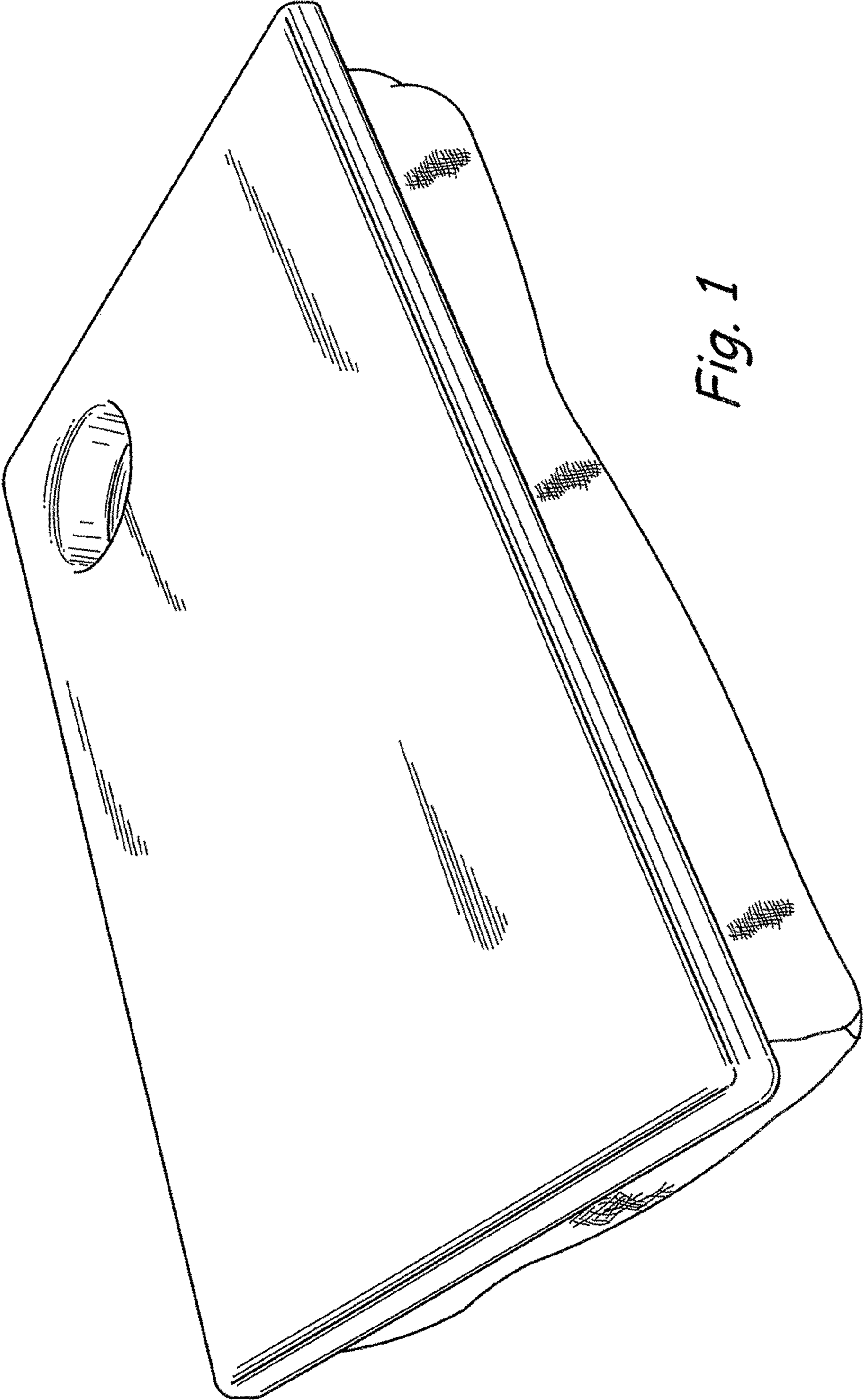


Fig. 1




Fig. 2

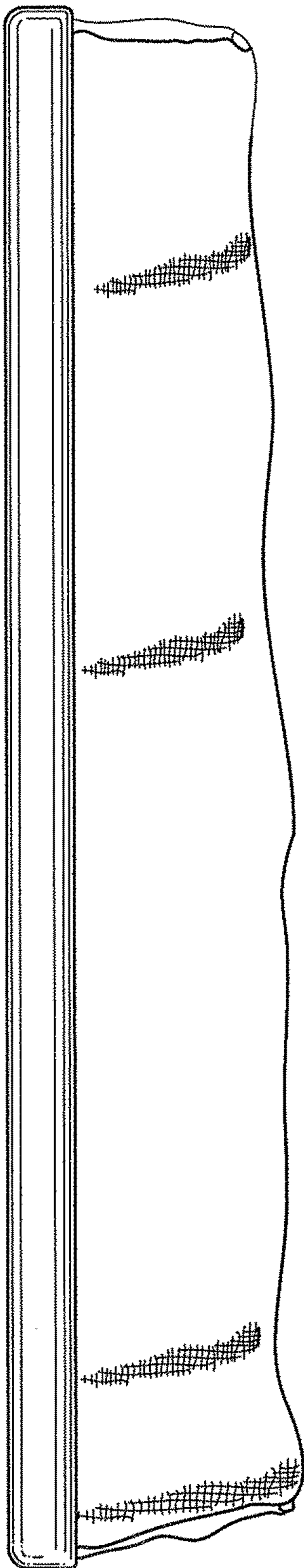


Fig. 3

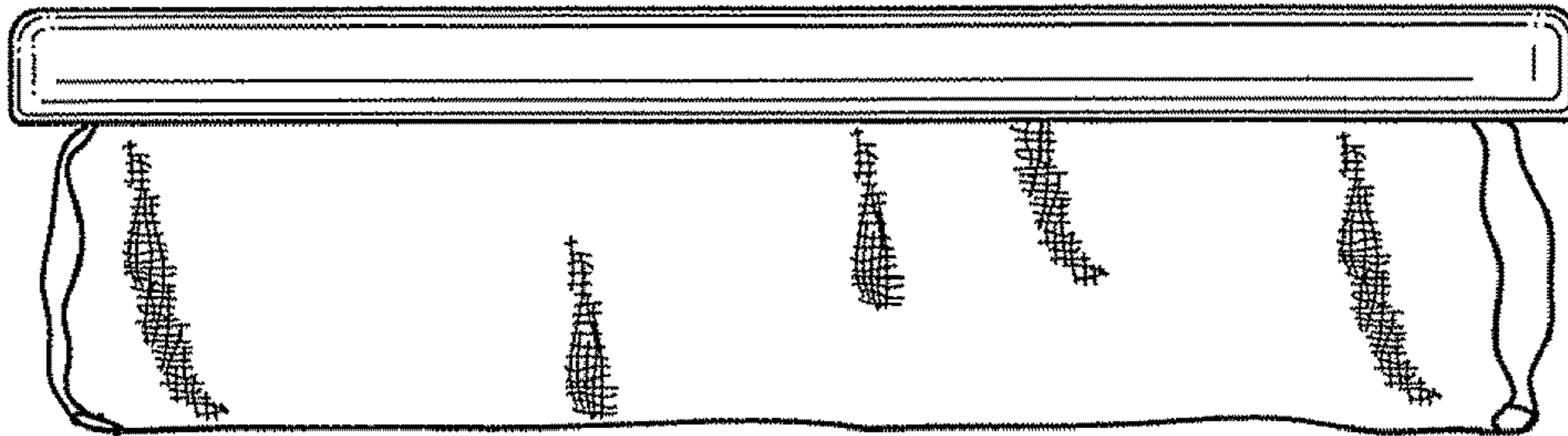


Fig. 4

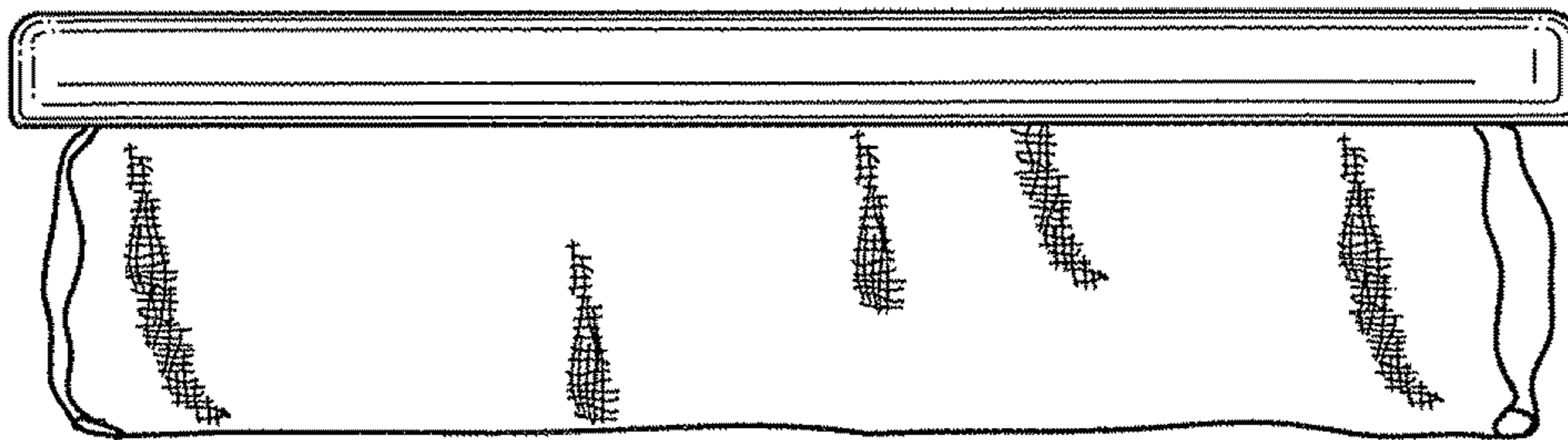


Fig. 5

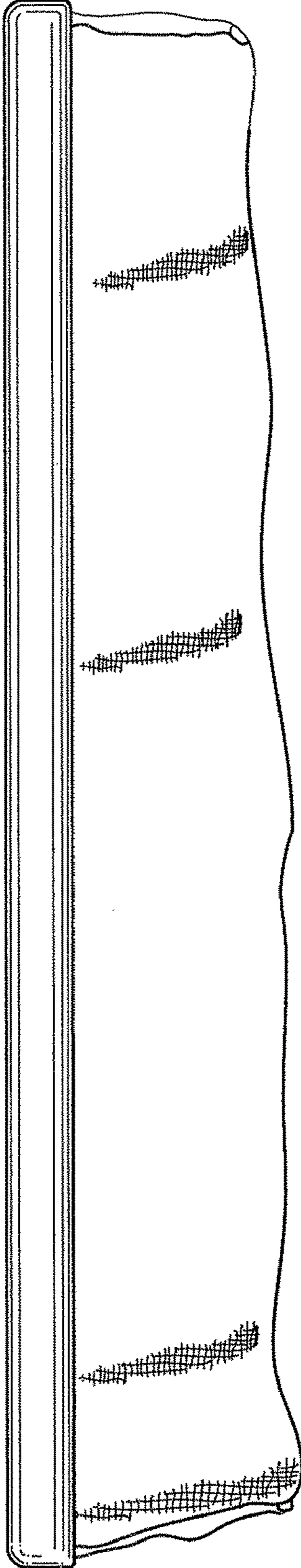


Fig. 6




Fig. 7

UNITED STATES PATENT AND TRADEMARK OFFICE
CERTIFICATE OF CORRECTION

PATENT NO. : D638,636 S
APPLICATION NO. : 29/264402
DATED : May 31, 2011
INVENTOR(S) : Jamie Chauss et al.

Page 1 of 1

It is certified that error appears in the above-identified patent and that said Letters Patent is hereby corrected as shown below:

In Section (56) References Cited, please add the following:

D24,803	10/1895	Linn et al.
D464,259	10/2002	Bianco
D499,575	12/2004	Chan
D512,245	12/2005	Bean et al.
D517,833	03/2006	Jennings
D575,077	08/2008	Kessels
D583,163	12/2008	Jennings
D402,643	12/1998	Grassel

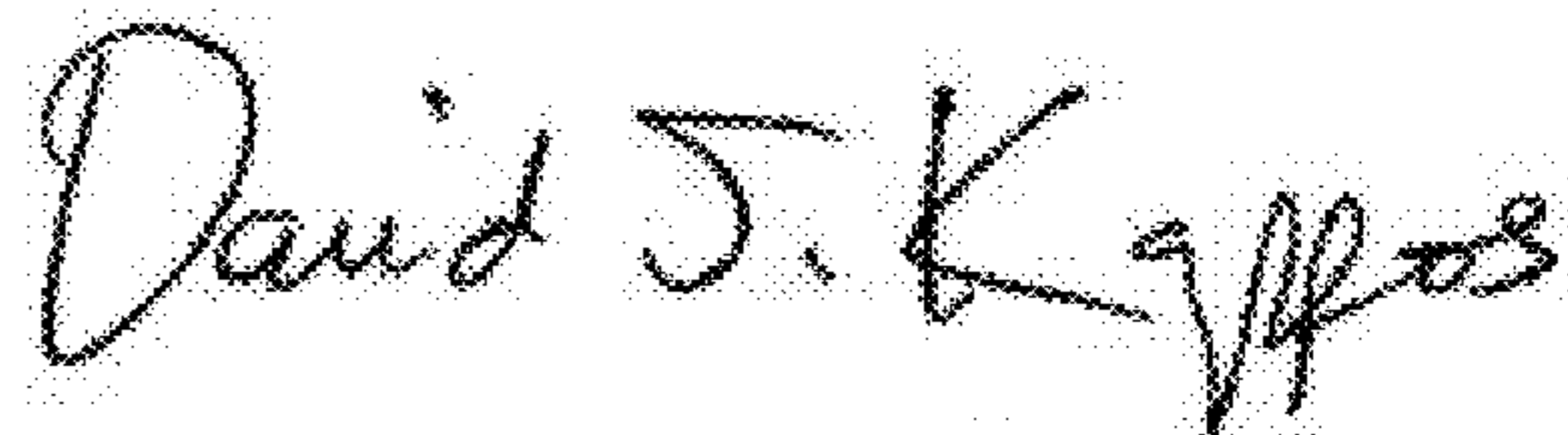
Office Action from the U.S. Patent and Trademark Office for Application Serial No. 29/288,282, dated October 1, 2009 (14 pages).

Response for Application Serial No. 29/288,282, dated January 26, 2010 (4 pages).

Office Action from U.S. Patent and Trademark Office for Application Serial No. 29/288,282, dated July 7, 2010 (17 pages).

Complaint for Patent Infringement (Jury Trial Demanded); Prime Source Accessories, Ltd. v. Books-A-Million, Inc., in the United States District Court - Southern District of Florida; Case No. 10-14056-CV-Graham/Lynch; filed February 22, 2010 (17 pages).

Signed and Sealed this
Thirtieth Day of August, 2011



David J. Kappos
Director of the United States Patent and Trademark Office