



US00D638621S

(12) **United States Design Patent**
Mayden

(10) **Patent No.:** **US D638,621 S**

(45) **Date of Patent:** **** May 31, 2011**

(54) **SHOE UPPER**

(75) Inventor: **Jason C. Mayden**, Beaverton, OR (US)

(73) Assignee: **NIKE, Inc.**, Beaverton, OR (US)

(**) Term: **14 Years**

(21) Appl. No.: **29/388,813**

(22) Filed: **Apr. 1, 2011**

(51) **LOC (9) Cl.** **02-99**

(52) **U.S. Cl.** **D2/972**

(58) **Field of Classification Search** D2/896,
D2/902, 906-908, 943, 944, 969, 972-974;
36/45-49, 50.1, 77 M, 77 R, 83, 88, 113,
36/114, 126-131

See application file for complete search history.

(56) **References Cited**

U.S. PATENT DOCUMENTS

D105,597 S	8/1937	Lipscomb	
D311,809 S	11/1990	Jimenez	
D339,449 S	9/1993	Hatfield	
D341,703 S	11/1993	Hatfield et al.	
D342,600 S	12/1993	Hatfield et al.	
D347,724 S	6/1994	Teague	
D348,979 S	7/1994	Greene	
D377,263 S	1/1997	Lucas	
D431,714 S	* 10/2000	Hatfield et al.	D2/972
D498,580 S	* 11/2004	Schambra	D2/972
D500,199 S	12/2004	Clegg	
D513,450 S	1/2006	Portzline	
D514,801 S	* 2/2006	Hui	D2/972
D516,287 S	3/2006	Fontanarosa	
D517,794 S	3/2006	Shin	
D522,730 S	* 6/2006	Holmes	D2/972
D522,735 S	* 6/2006	Mermert	D2/972

D529,276 S	10/2006	Fogg
D531,397 S	11/2006	Smith
D537,617 S	3/2007	Hlavacs
D602,684 S	10/2009	Henderson
D607,186 S	1/2010	McDonald
D611,238 S	3/2010	McDonald
D615,284 S	5/2010	McDonald
D617,084 S	6/2010	McDonald

OTHER PUBLICATIONS

Nike Footwear Catalog, Holiday 1995, p. 83, published Mar. 1995.
Nike Footwear Catalog, Fall 1996, p. 141, published Dec. 1995.
Nike Footwear Catalog, Late Spring 1998, p. 167, published Sep. 1997.
Nike Footwear Catalog, Spring 2005, p. 9, published Jun. 2004.
Nike Footwear Catalog, Spring 2005, p. 42, published Jun. 2004.
Nike Footwear Catalog, Fall 2006, p. 28, 74, 148, and 190, published Nov. 2005.

* cited by examiner

Primary Examiner — Dominic Simone

(74) *Attorney, Agent, or Firm* — Banner & Witcoff, Ltd.

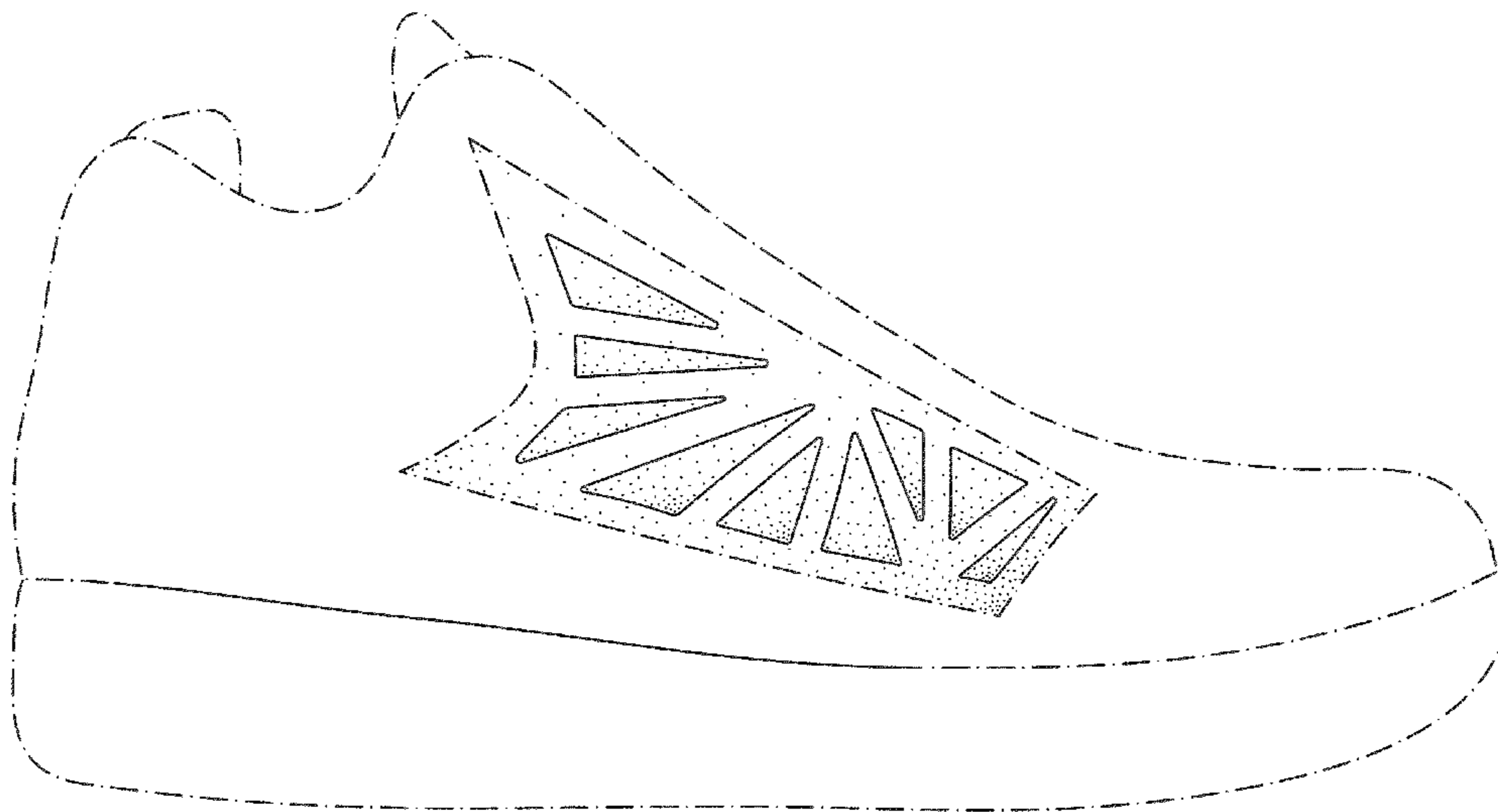
(57) **CLAIM**

The ornamental design for a shoe upper, as shown and described.

DESCRIPTION

FIG. 1 is a front perspective view of a shoe upper showing my new design;
FIG. 2 is a side view thereof; and,
FIG. 3 is a rear perspective view thereof.
The broken lines immediately adjacent to the shaded area represent unclaimed boundaries of the design. The broken lines showing the remainder of the shoe upper are for environmental purposes only and form no part of the claimed design.

1 Claim, 3 Drawing Sheets



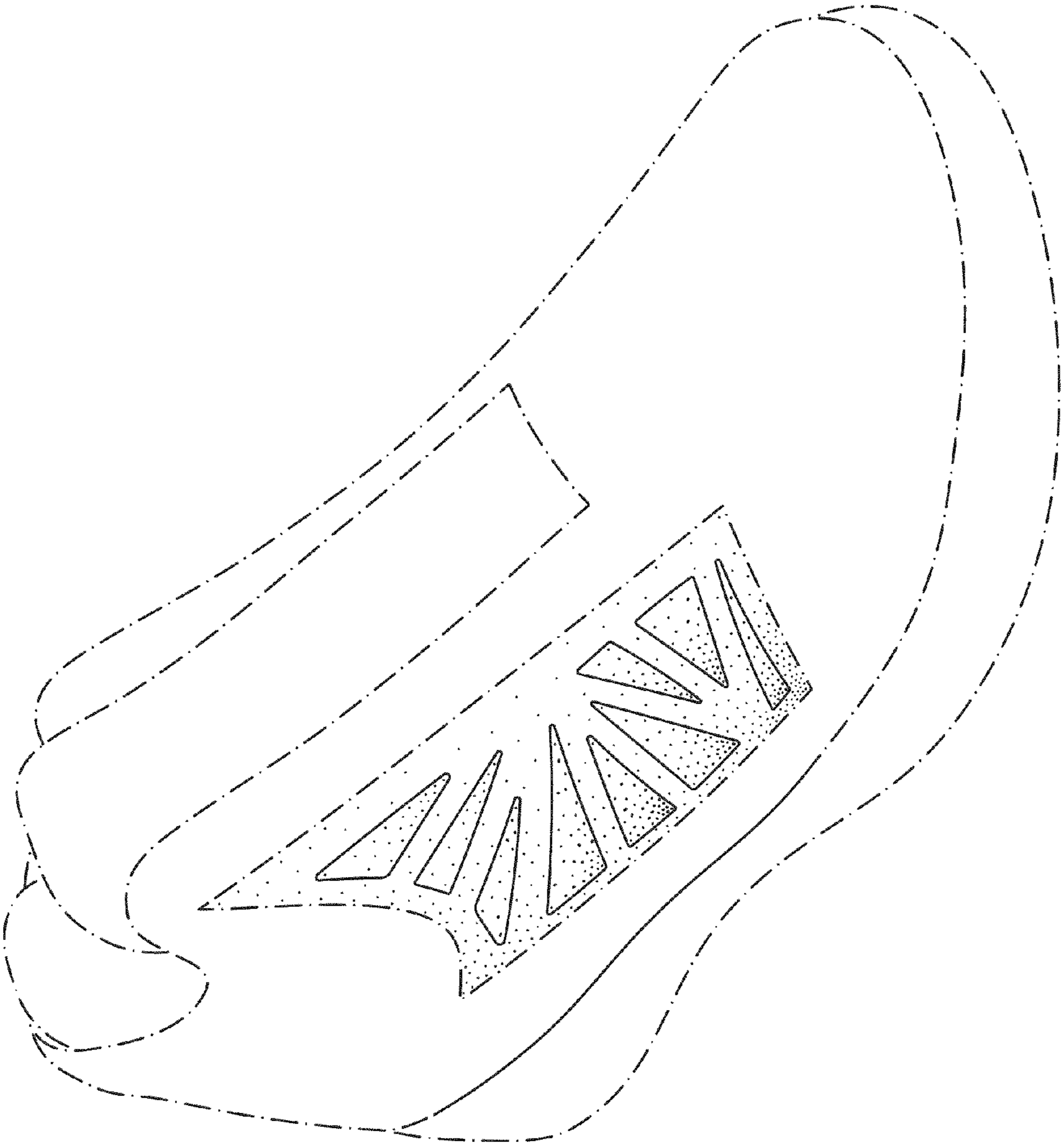


FIG. 1

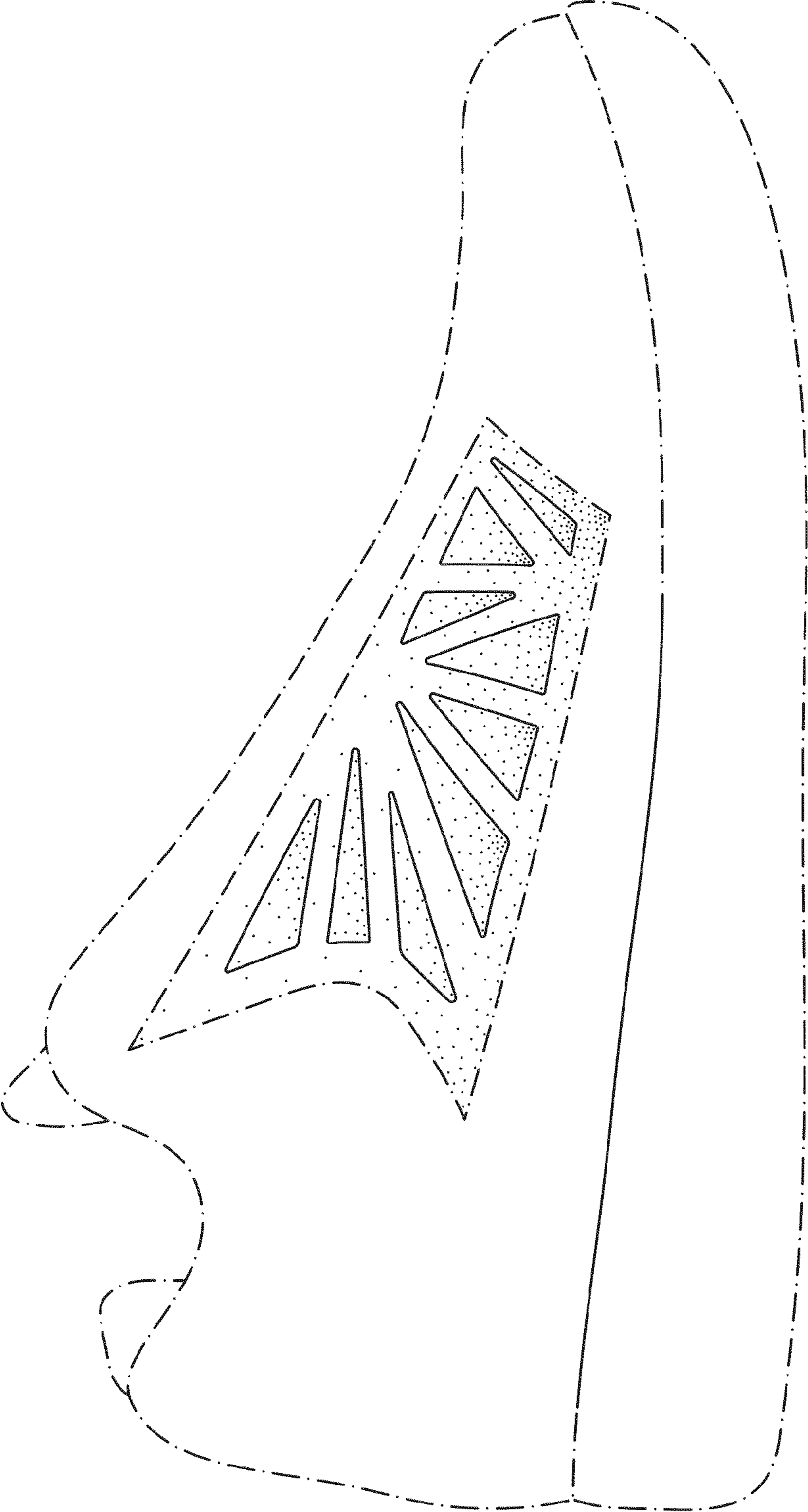


FIG. 2

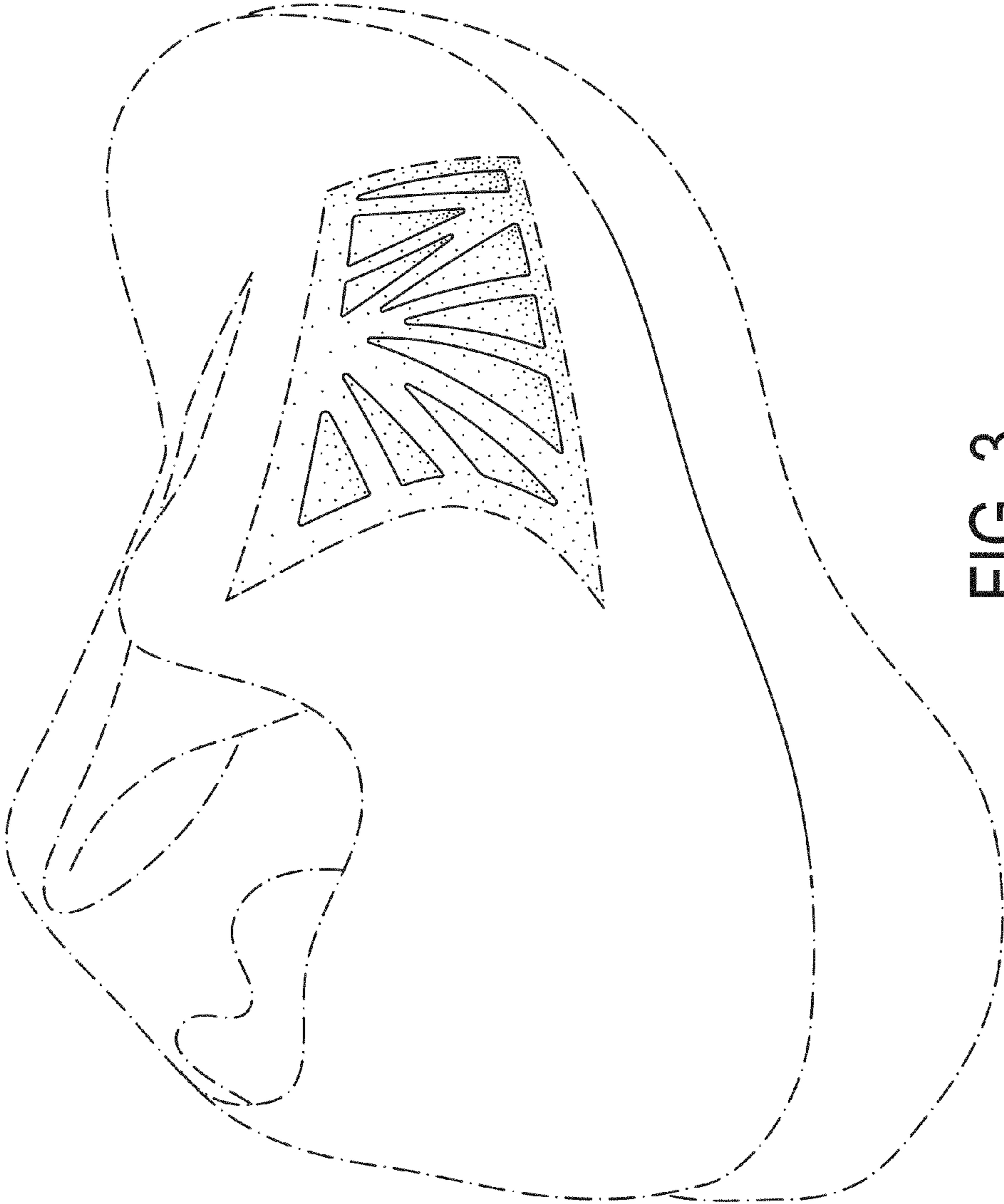


FIG. 3