



US00D638613S

(12) **United States Design Patent**
Romo

(10) **Patent No.:** **US D638,613 S**

(45) **Date of Patent:** **** May 31, 2011**

(54) **HAT**

(76) **Inventor:** **Caesar A. Romo**, San Clemente, CA
(US)

(**) **Term:** **14 Years**

(21) **Appl. No.:** **29/365,407**

(22) **Filed:** **Jul. 8, 2010**

(51) **LOC (9) Cl.** **02-03**

(52) **U.S. Cl.** **D2/889**

(58) **Field of Classification Search** D2/865,
D2/866, 867, 877, 878, 882, 889, 891; 2/68,
2/171, 183, 171.02, 171.04, 173.5, 195.8,
2/175.1, 200.1, 209.13; 132/274

See application file for complete search history.

(56) **References Cited**

U.S. PATENT DOCUMENTS

D65,788 S	10/1924	Susman	
1,531,394 A *	3/1925	Hart	2/68
1,598,379 A *	8/1926	Kerr	2/171.02
D90,197 S *	6/1933	Lish	D2/865
D92,932 S	7/1934	Schaffer	
D110,834 S *	8/1938	Getman et al.	D2/877
D135,464 S *	4/1943	Seigenfeld et al.	D2/877
D137,358 S	2/1944	Marks	
D155,444 S *	10/1949	Nped	D2/876
D167,267 S	7/1952	Langering	
D175,017 S	6/1955	Pretore	
D187,519 S	3/1960	Lasting	
3,327,720 A *	6/1967	Carmony et al.	132/274
3,561,455 A *	2/1971	Gregg	132/274

D250,497 S *	12/1978	Rocheleau et al.	D2/875
D330,107 S	10/1992	Hieb	
D353,037 S	12/1994	Larson	
D359,155 S *	6/1995	Loveless et al.	D2/889
6,543,061 B1 *	4/2003	Morgan	2/183
6,845,520 B2 *	1/2005	Kim	2/181
D558,432 S *	1/2008	Kim	D2/882
D580,129 S	11/2008	Kimball	
D600,891 S *	9/2009	Fountain	D2/882
D605,834 S	12/2009	Viafora	
2006/0179544 A1 *	8/2006	Knivel	2/181

* cited by examiner

Primary Examiner — Elizabeth A Albert

Assistant Examiner — Karen E Eldridge Powers

(74) *Attorney, Agent, or Firm* — QuickPatents, Inc.; Kevin Prince

(57) **CLAIM**

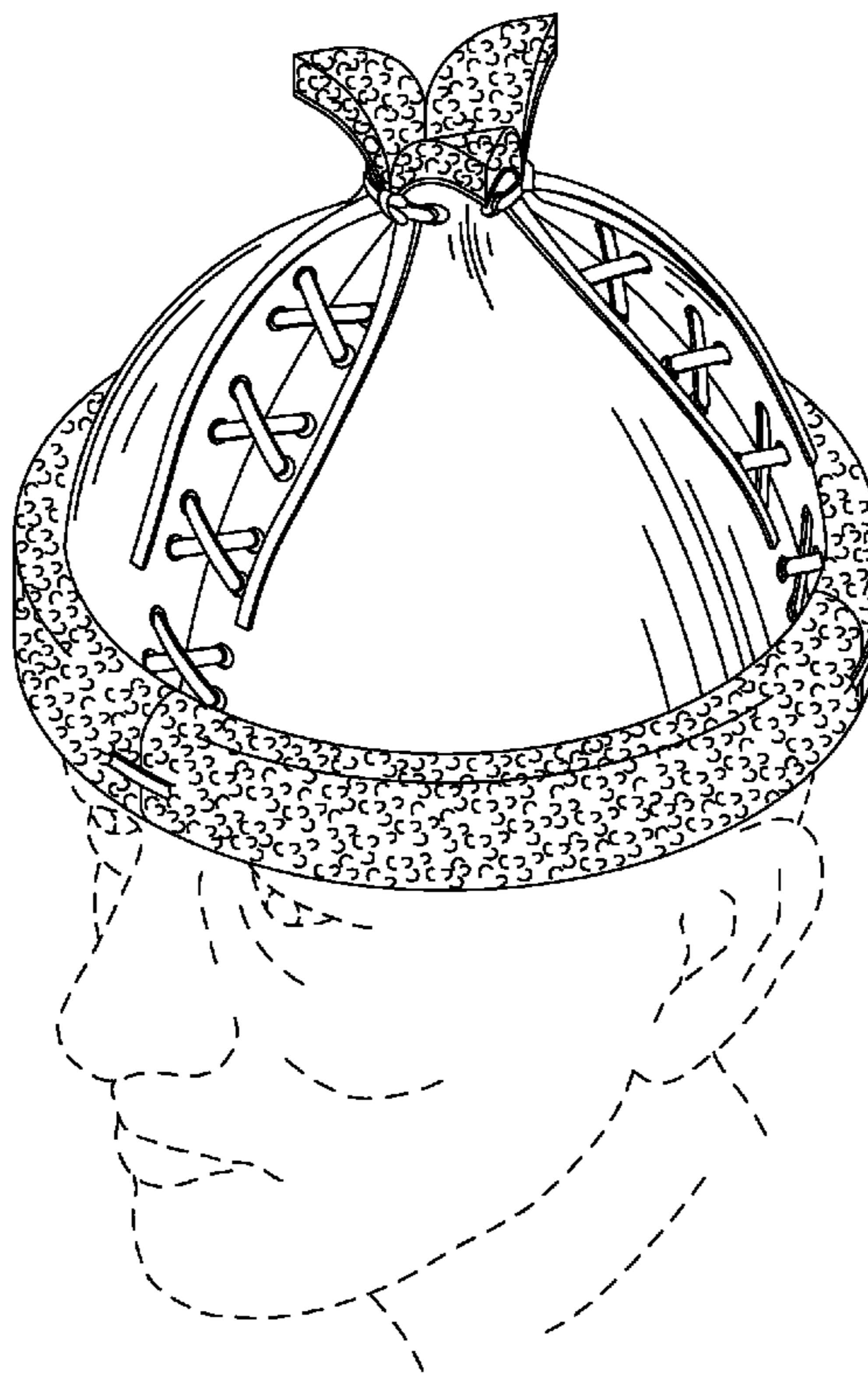
What is claimed is the ornamental design for a hat, as shown and described.

DESCRIPTION

FIG. 1 is a perspective view of a hat, showing the new design; FIG. 2 is a front elevational view thereof; FIG. 3 is a rear elevational view thereof; FIG. 4 is a right-side elevational view thereof; FIG. 5 is a left-side elevational view thereof; FIG. 6 is a top plan view thereof; and, FIG. 7 is a bottom plan view thereof.

The broken lines showing a person in FIG. 1 are included for the purpose of illustrating the invention in use, and form no part of the claimed design.

1 Claim, 3 Drawing Sheets



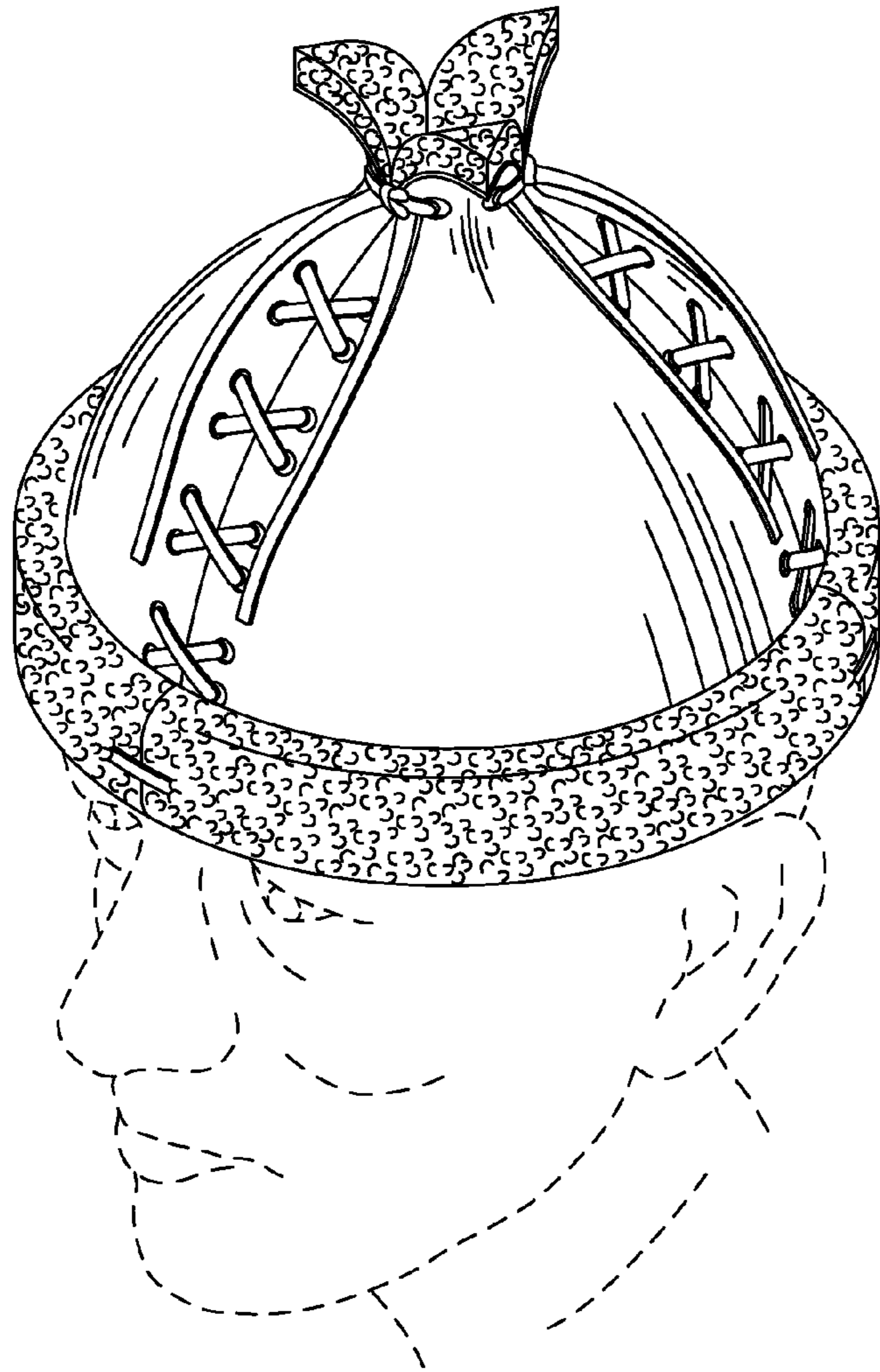


FIG. 1

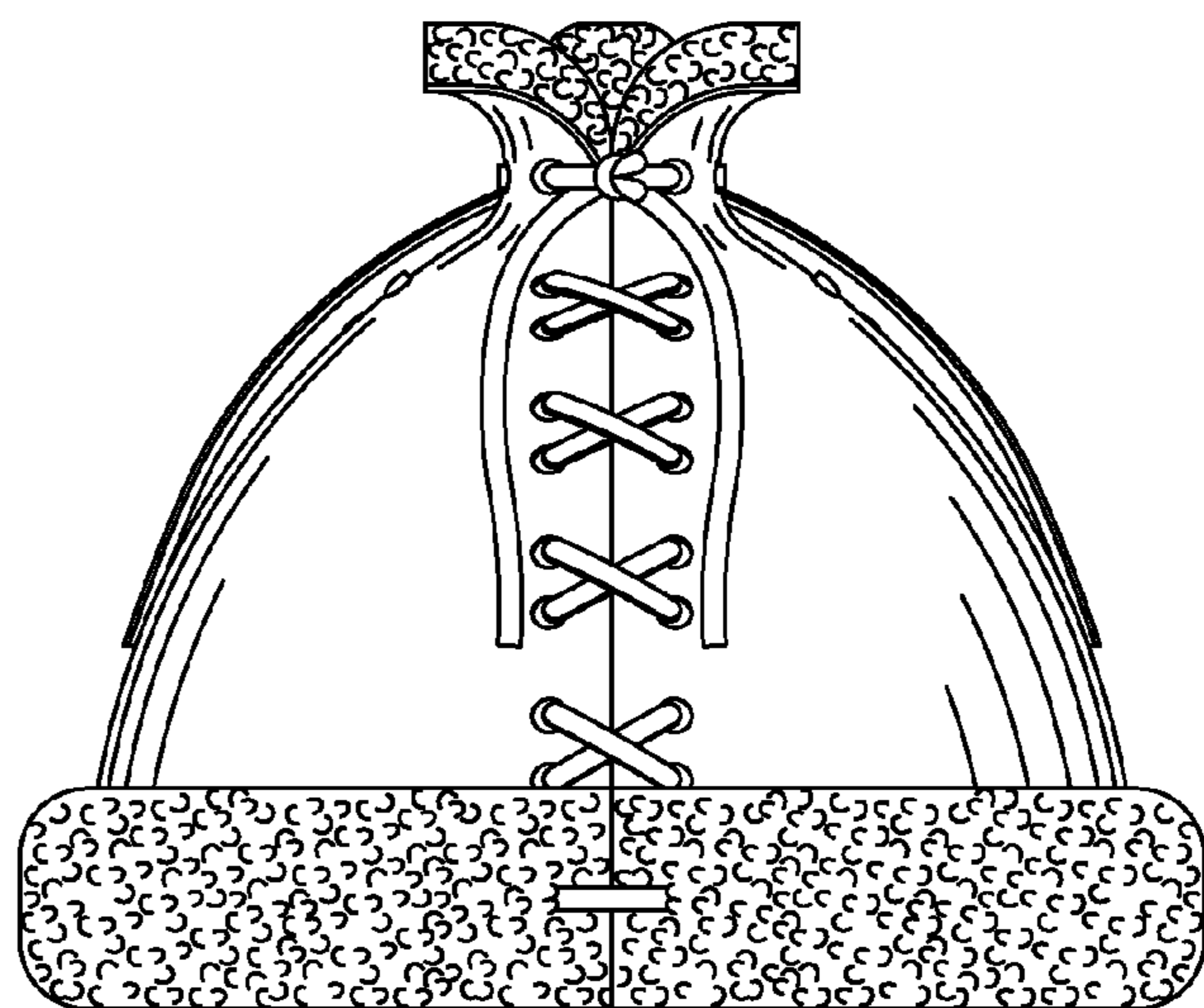


FIG. 2




FIG. 3

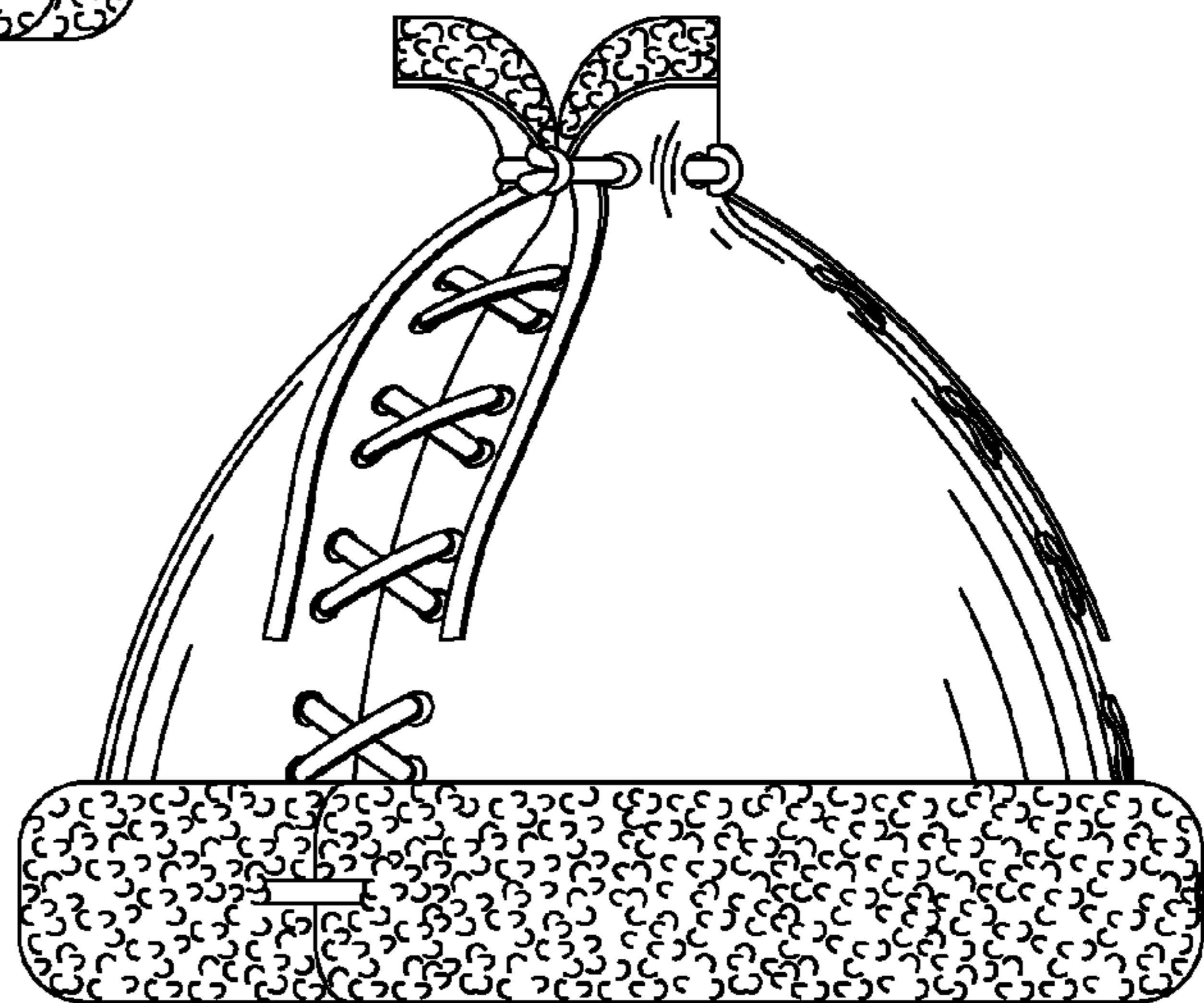


FIG. 4

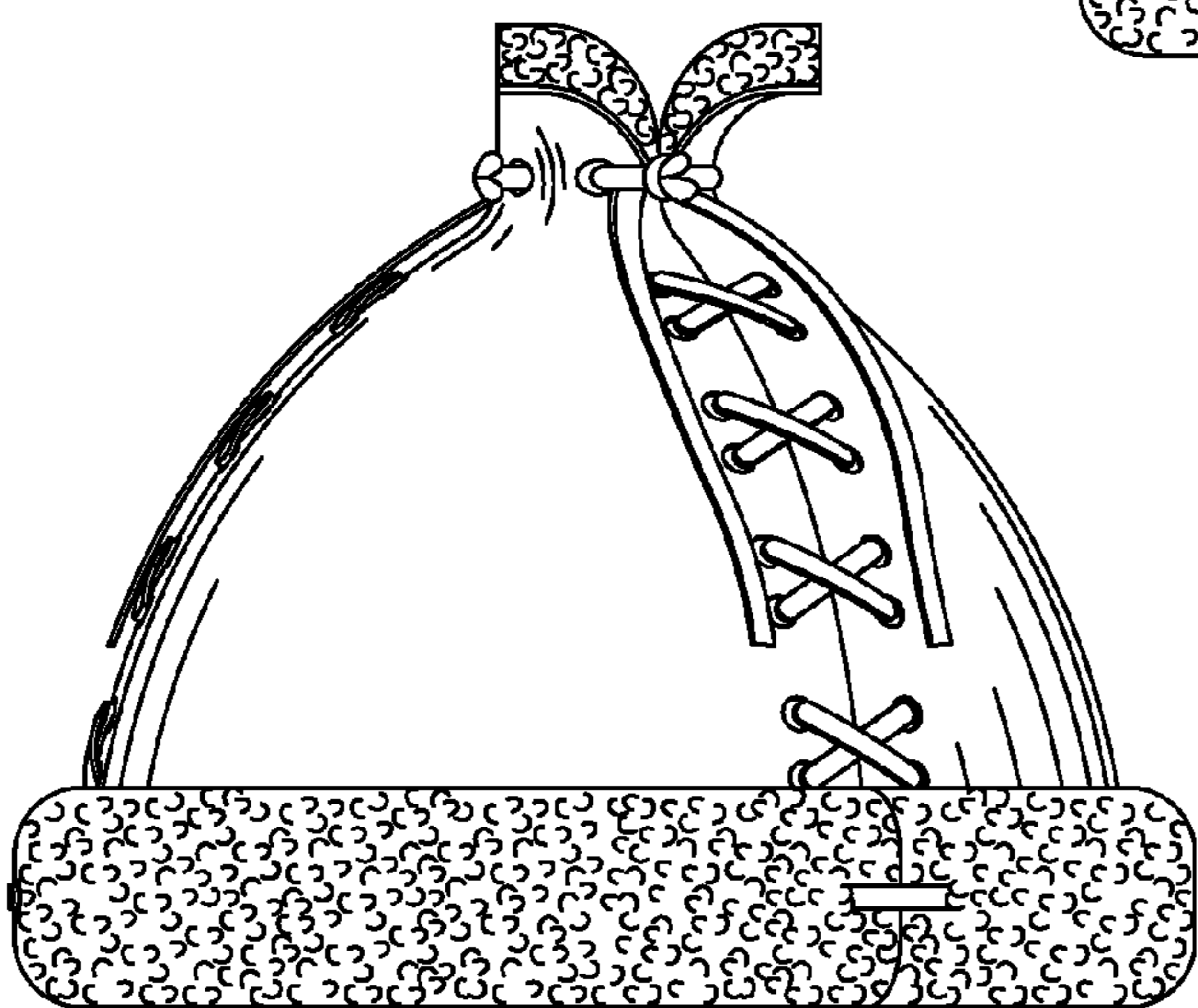


FIG. 5




FIG. 6

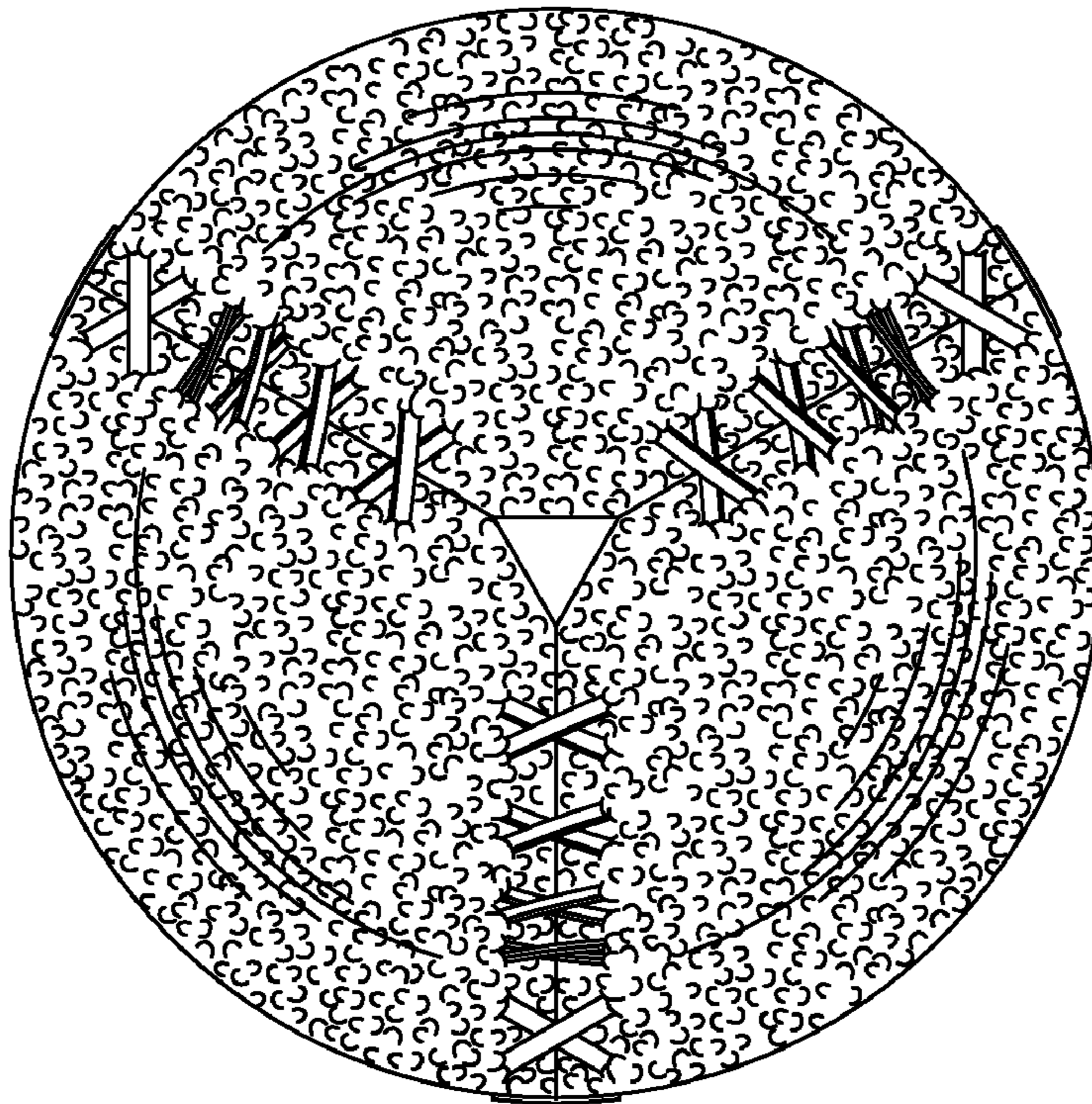


FIG. 7