



US00D638599S

(12) **United States Design Patent**
Wagner et al.

(10) **Patent No.:** **US D638,599 S**

(45) **Date of Patent:** **** May 24, 2011**

(54) **DEBRIS BAG**

(76) Inventors: **Adam A. Wagner**, Syosset, NY (US);
Vincent P. Cardillo, East Northport, NY
(US)

(**) Term: **14 Years**

(21) Appl. No.: **29/367,665**

(22) Filed: **Aug. 11, 2010**

(51) **LOC (9) Cl.** **09-09**

(52) **U.S. Cl.** **D34/1**

(58) **Field of Classification Search** D34/1,
D34/5, 6, 9, 10, 11; D32/37; D3/254, 305,
D3/307, 312; 383/2, 37, 42, 120, 31, 30,
383/78

See application file for complete search history.

(56) **References Cited**

U.S. PATENT DOCUMENTS

5,738,443	A	4/1998	Renaud	
D406,423	S *	3/1999	Kellogg et al.	D32/37
5,975,759	A *	11/1999	Renaud	383/22
6,131,925	A *	10/2000	Weldon	280/30
6,467,955	B1 *	10/2002	Kim	383/20
D544,166	S *	6/2007	Johnson	D34/1
7,353,963	B1 *	4/2008	Sabounjian	220/9.4

D568,569	S *	5/2008	Wood	D34/1
D622,960	S *	9/2010	Sabounjian	D3/305
2007/0086681	A1 *	4/2007	Richardson et al.	383/16
2009/0232420	A1 *	9/2009	Eisenberg et al.	383/15

* cited by examiner

Primary Examiner — Cynthia E Ramirez

(74) *Attorney, Agent, or Firm* — Hoffmann & Baron, LLP

(57) **CLAIM**

The ornamental design for a debris bag, as shown and described.

DESCRIPTION

FIG. 1 is a perspective view of a debris bag showing our new design;

FIG. 2 is a front view of the debris bag shown in FIG. 1;

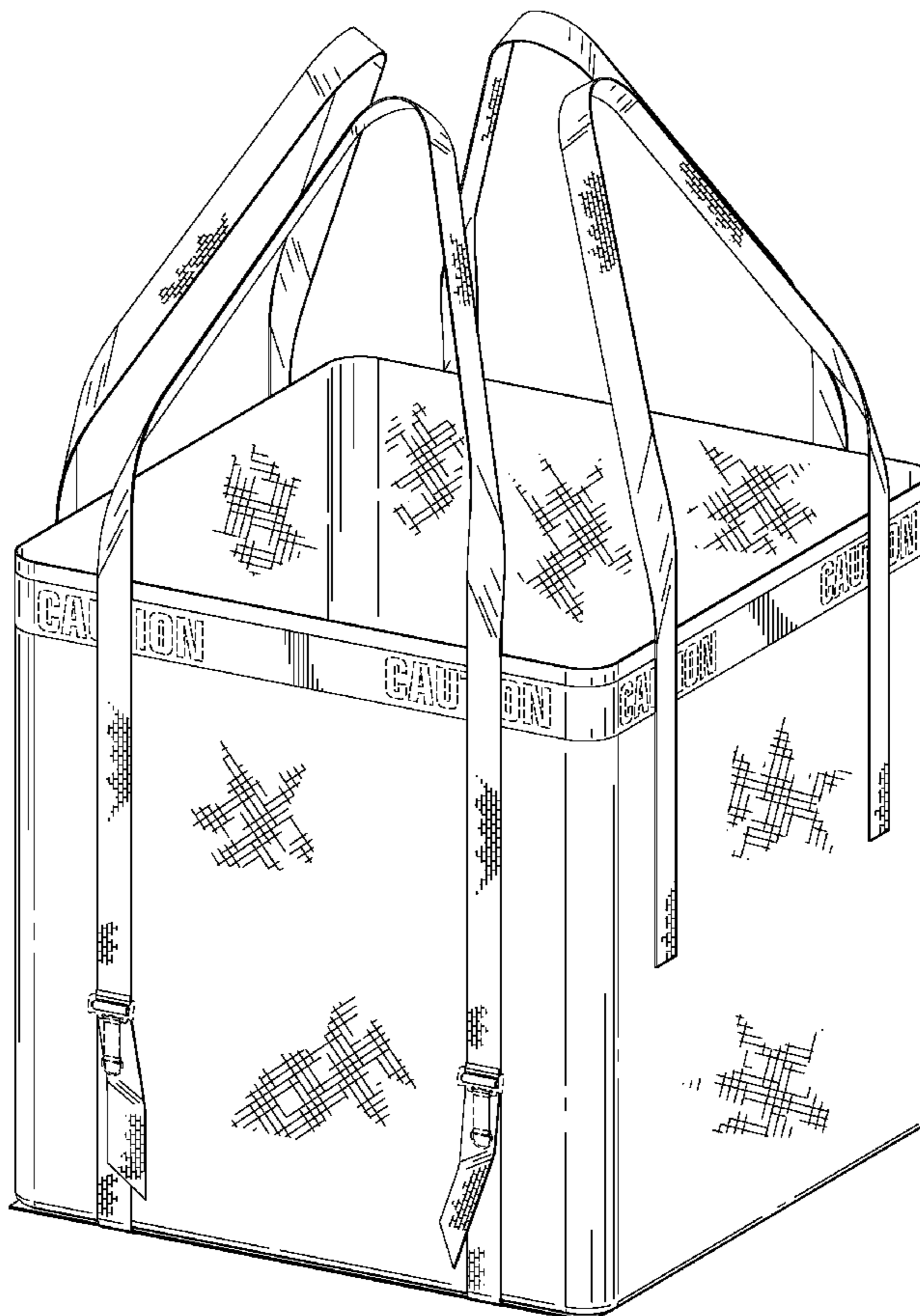
FIG. 3 is a right side view of the debris bag shown in FIG. 1, with the left side being a mirror image thereof;

FIG. 4 is a top plan view of the debris bag shown in FIG. 1; and,

FIG. 5 is a bottom view of the debris bag shown in FIG. 1.

The cross-hatching and brick-like shading in the figures is fragmentarily shown for convenience of illustration, it being understood that the shading is uniformly continued over the surface on which it appears.

1 Claim, 5 Drawing Sheets



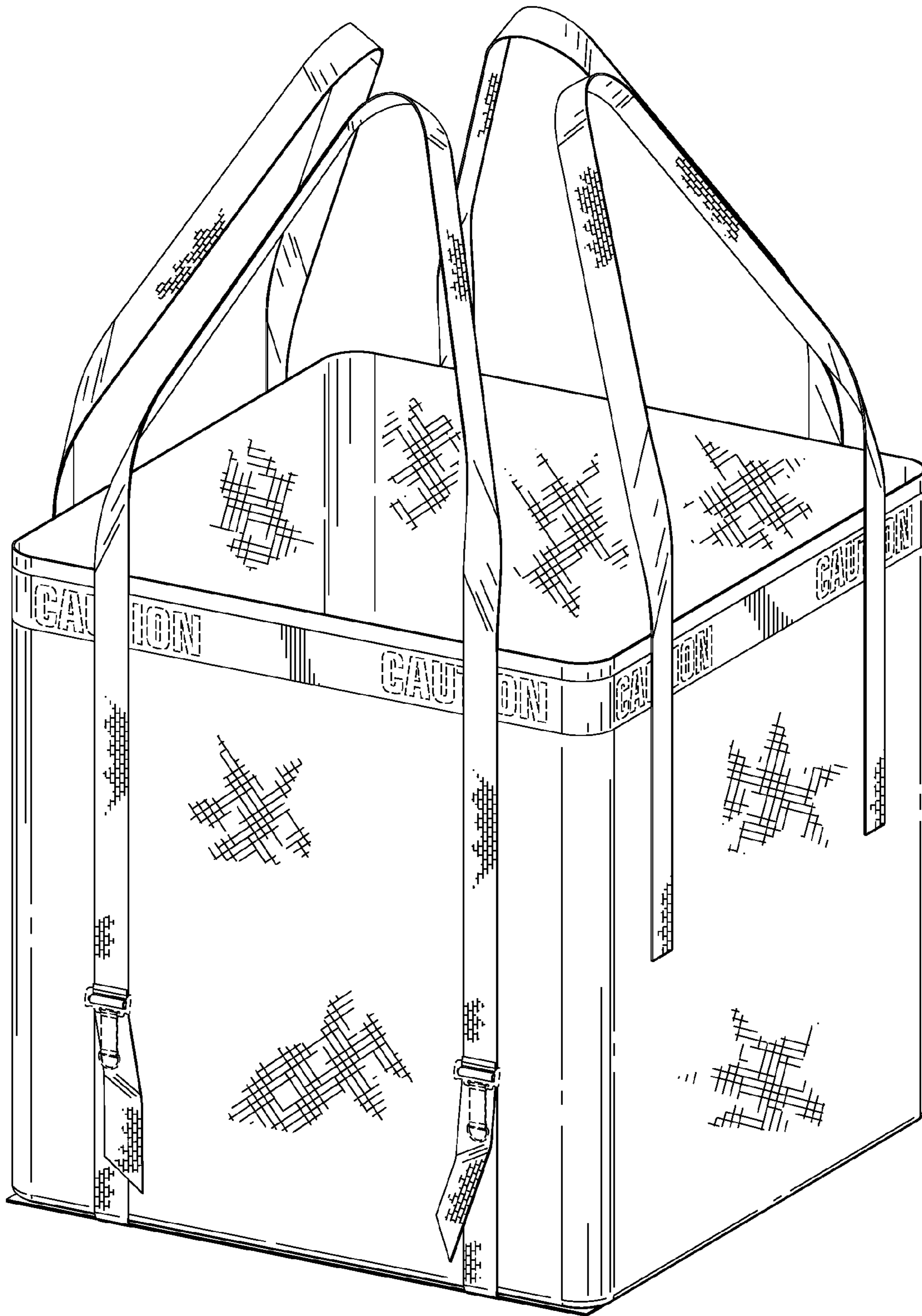


FIG. 1




FIG. 2

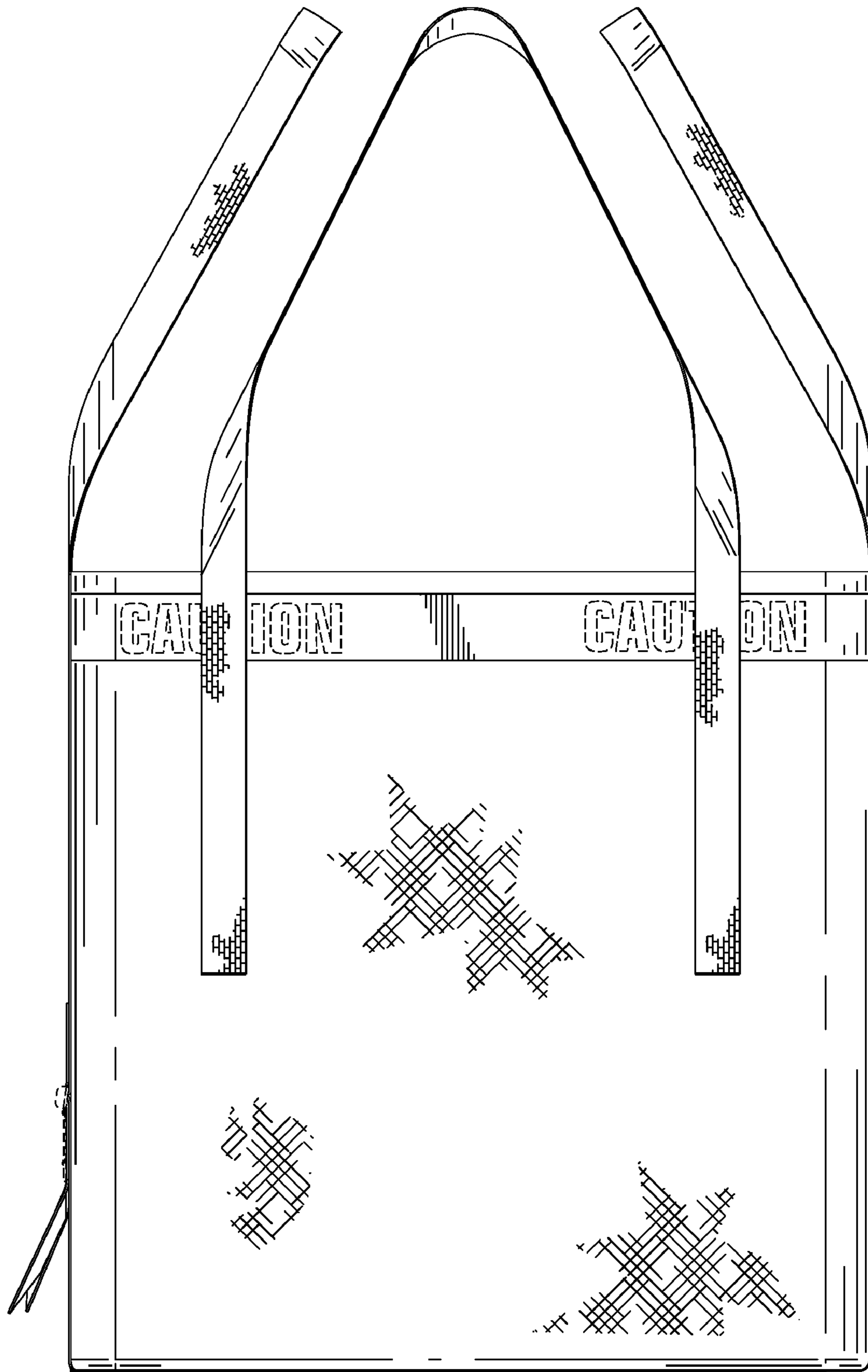


FIG. 3

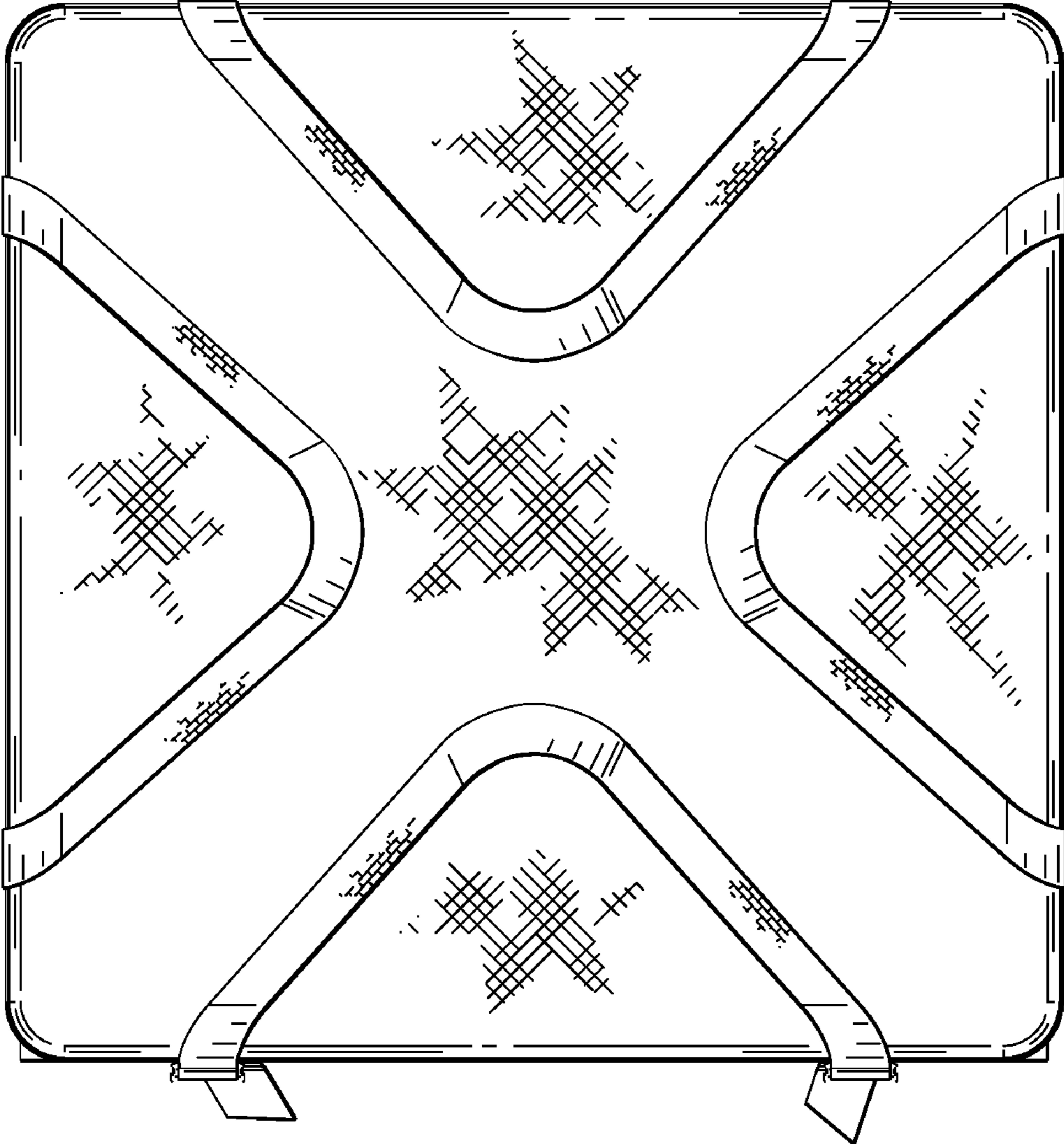


FIG. 4

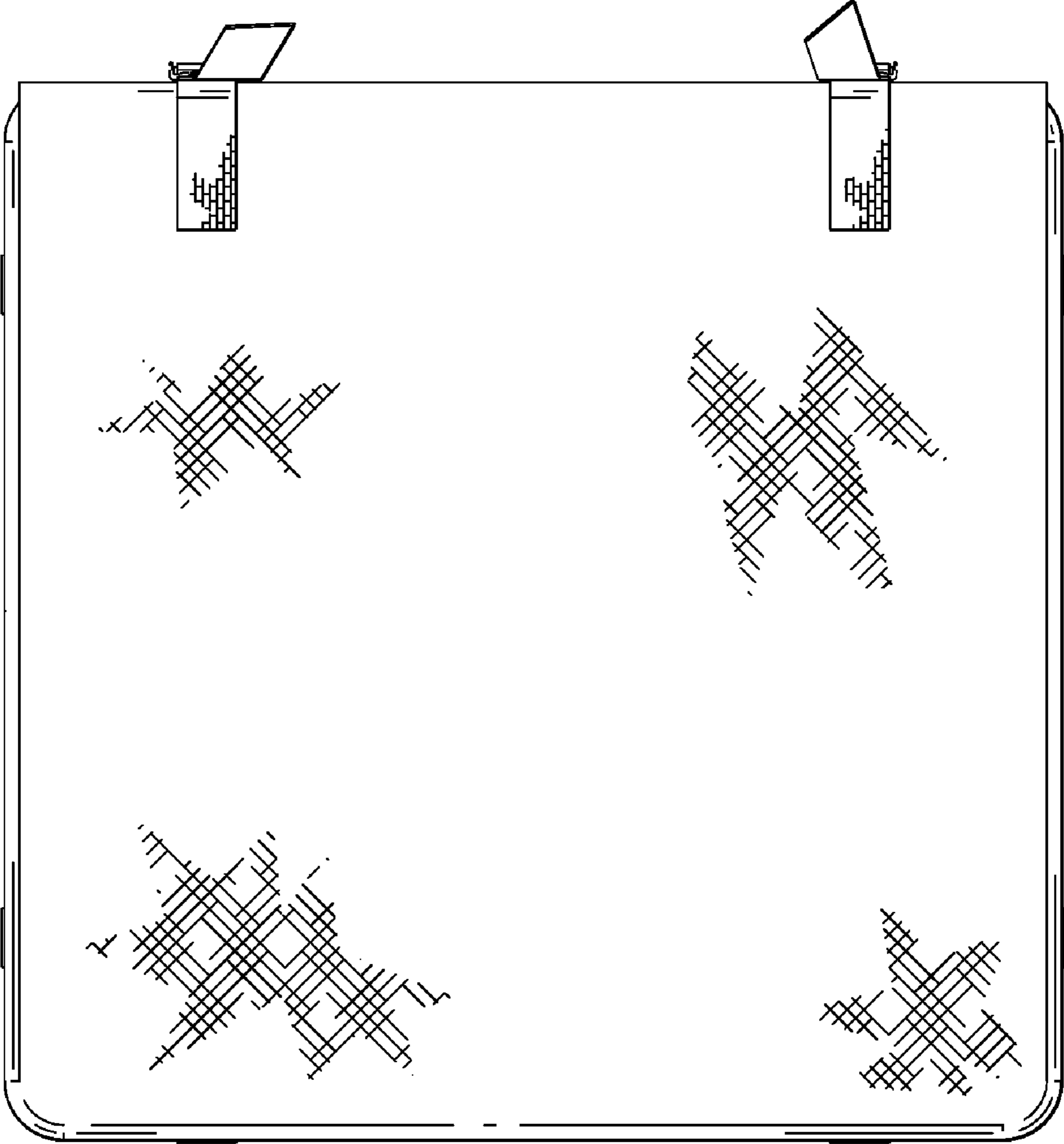


FIG. 5